



ROTO 50.30 S Plus

ROTO 70.24 S Plus



PERFORMANCE AND FEATURES
ROTO 50.30 S Plus
ROTO 70.24 S Plus
PERFORMANCE

Total unladen weight (kg)

20200

19700

Maximum capacity (kg)

4950

7000

Lifting height (m)

29,35

24

Maximum reach (m)

25,5

20,3

Maximum operating height (m)

10,7

7,3

Maximum operating reach (m)

8,8

6

Capacity at maximum height (kg)

2000

3000

Capacity at maximum reach (kg)

400

850

Lateral boom movement (mm)

-

-

Tilting correction (%)

 $\pm 12; \pm 4$
 $\pm 12; \pm 4$

Boom sections

5

4

POWERTRAIN

Turbo motor

FPT NEF45

FPT NEF45

Displacement/cylinders

4500/4

4500/4

Engine Power (kW/HP)

125/170

125/170

Anti-pollution technology

STAGE IV, SCR+DOC

STAGE IV, SCR+DOC

Reversible fan

-

-

Maximum speed (km/h)

40

40

Fuel tank (l)

150

150

AdBlue tank (l)

40

40

Hydrostatic transmission

● - 2V

● - 2V

EPD

●

●

Axles

Axial

Axial

Reduction hub

Epicyclic

Epicyclic

Machine brakes

Dry discs

Dry discs

Automatic parking brake

●

●

HYDRAULIC

Hydraulic pump

2 - LS + FS

2 - LS + FS

Flow rate/pressure (l/min – bar)

140+100 - 250/230

140+100 - 250/230

Hydraulic tank

200

200

Hydraulic outlet at the top of the boom

●

●

Rear hydraulic outlets

-

-

CAB

Cab configuration

Premium

Premium

MCDC

-

-

FOPS LIV II cab

●

●

ROPS cab

●

●

Cab commands

Electronic joystick control

Electronic joystick control

Tilting Cab

●

●

Reverse shuttle

Dual Reverse

Dual Reverse

CONFIGURATION

Cab suspension

-

-

Boom suspension

○

○

Suspension on axles

●

●

Work headlights on cab

○ led

○ led

Sun blind

●

●

Tac-lock

●

●

Provision for a platform

●

●

Two floating forks

●

●

Inching-Control

-

-

Four-wheel drive

●

●

Four-wheel steering

●

●

Three steering modes

●

●

Standard tyres

445/65-R22.5

445/65-R22.5

Optional tyres

-

-

Stabilisers

Multiposition

Multiposition

Turret rotation

continuous

continuous

Type approval as an agricultural tractor

-

-

Approval with PNEUMATIC braking

-

-

Approval with HYDRAULIC braking

-

-

PTO

-

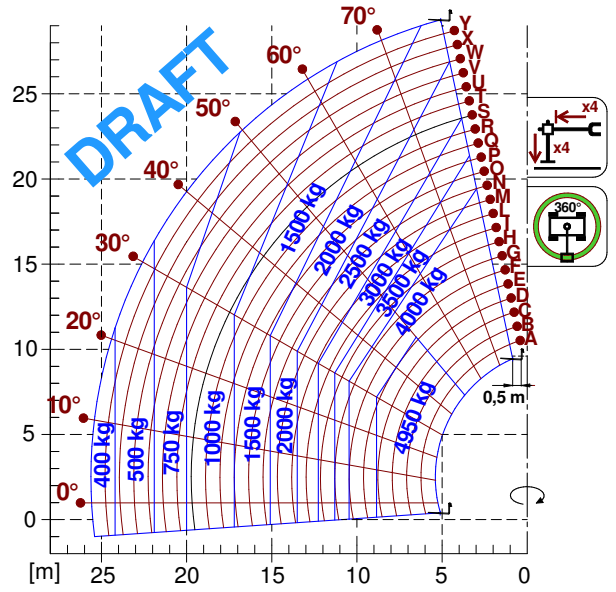
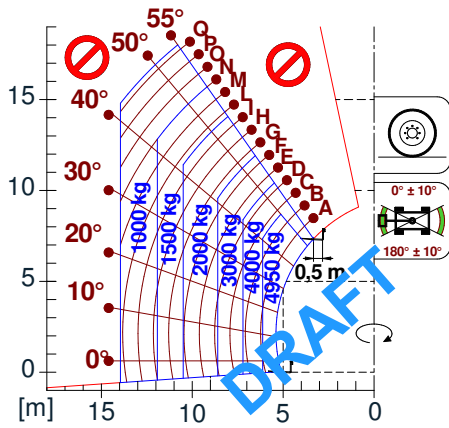
-

3-point linkage

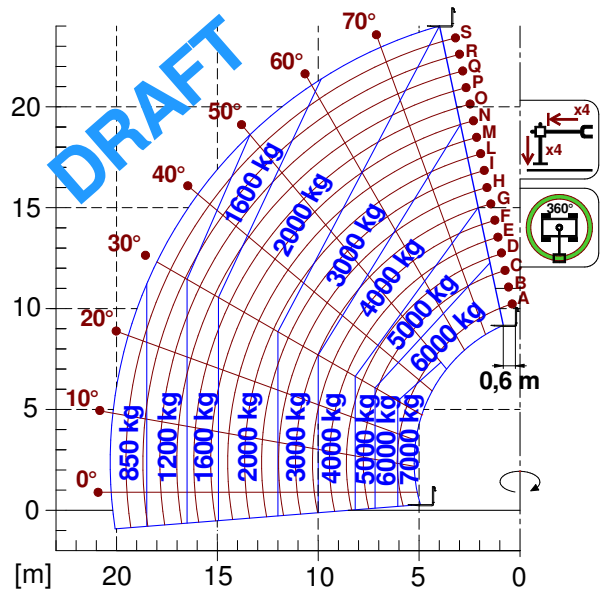
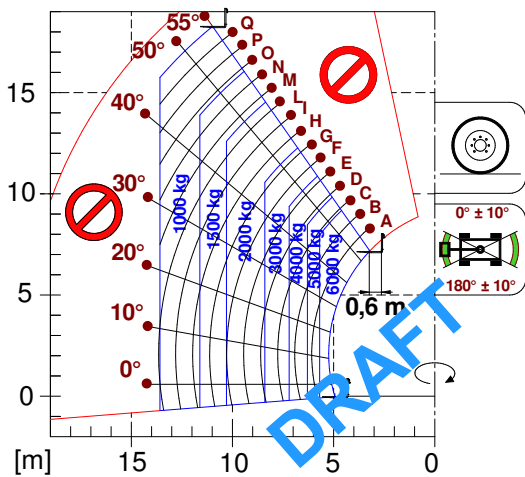
-

-

LOAD CHARTS



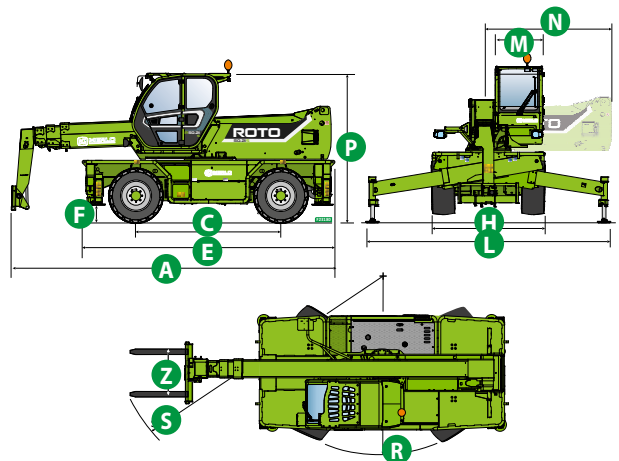
ROTO50.30



ROTO70.24

DIMENSIONS

	ROTO 50.30	ROTO 70.24	
A (mm)	7560	7430	
C (mm)	3140	3140	
E (mm)	5550	5550	
F (mm)	380	380	
H (mm)	2490	2490	
L (mm)	5300	5300	
M (mm)	1010	1010	
N (mm)	3000	3000	
P (mm)	3140	3140	
R (mm)	4500	4450	
S (mm)	6770	6500	
Z (mm)	850	850	



GLOSSAR

SCR	Selective Catalyst Reduction , solution used for the reduction of NOx in the exhaust gases through the injection of a liquid - UREA (AdBlue) - into the exhaust gases.
DPF	Diesel Particulate Filter , a solution used to reduce fine particle emissions in exhaust gases
DOC	Diesel Oxidation Catalyst , a solution used to reduce carbon monoxide (CO) and hydrocarbons in exhaust gases
EGR	Exhaust Gas Recirculation , a solution used to reduce NOx in exhaust gases by recirculating gas inside the combustion chamber of the engine.
1-2V	1 or 2 speed Merlo gearbox
CVTronic	Continuous variation Merlo gearbox , for constant acceleration without loss of torque
EPD	Eco Power Drive , Merlo electronically-controlled hydrostatic transmission Electronic, enables effective RPM management in order to reduce overall fuel consumption by the machine
EPD Plus	In addition to the EPD Control, it is also possible to work using Speed Control (maintaining a constant travel speed) and Heavy Load (management of RPM in order to maximise performance for tasks such as: bucketing operations, heavy duty unloading, etc.)
EPD Top	In addition to the EPD Plus control function, this enables the RPM to be managed directly using the joystick
Gear	Fixed displacement pump with gears , combined with an open centre hydraulic distributor
LS	Variable displacement pump with Load Sensing control, combined with a closed centre hydraulic distributor
LS+FS	Variable displacement pump with Load Sensing control, combined with a closed centre hydraulic distributor equipped with solenoid valves and Flow Sharing control.
Kabine ECO/PREMIUM	MODULAR type cabin with simplified or PREMIUM equipment
MCDC	Merlo Dynamic Load Control, electronic control of the machine's anti-overturn system. • Light : Simplified version; • Complete : Version with display in cab.
FOPS	Falling object protective structure, the system which shields the operator from heavy objects falling onto the cab. Two levels: • FOPS Liv I : Object with a weight of 45 kg falling from 3 metres • FOPS Liv II : Object with a weight of 227 kg falling from 5.2 metres
ROPS	Roll-over protection system (or roll-over protection structure), the system that protects the operator if the vehicle rolls over
Finger Touch	Driving direction inversion system mounted on the steering column
Dual Reverse	Dual driving direction inversion system, on both the steering column and the joystick
Tac-lock	Hydraulic attachment clamping system controlled from the cab



MERLO S.P.A.

Via Nazionale, 9
12010 S. Defendente di Cervasca
(Cuneo) Italia
Tel. +39 0171 614111
Fax +39 0171 684101

info@merlo.com
www.merlo.com

