

**Thwaites**
allparts

Pes Plant Ltd
Beare Works
Nr Exeter
EX5 3JX
Tel - 01392 882220
Email - office@pesplant.co.uk
Web - www.pesplant.co.uk

FROM VIN No. DATED VIN No. ENGINE BUILD No. PAYLOAD SKIP TRANSMISSION TYPE PREFIX No.

MACHINE IDENTIFICATION

Fig. 1




Fig 2



Fig. 3




Fig. 4


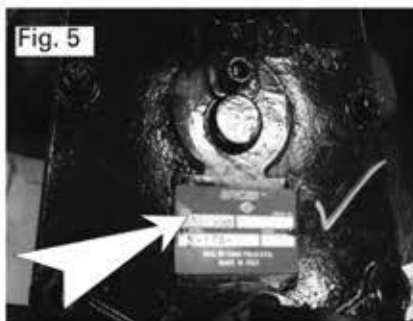


Fig. 5



Serial Numbers

Please quote machine serial numbers when in communication with your Thwaites distributor.

Model Type (Fig 1.)

Vin N° (Fig 1.)

Engine Serial N° (Fig 2.)


Gearbox Serial N° (Fig 3.)

Axle Serial N° (Fig 4.)

Transfer Box Serial N° (Fig 5.)

VEHICLE IDENTIFICATION NUMBER - (VIN)

Thwaites have now adopted the international identification system known as VEHICLE IDENTIFICATION NUMBER normally referred to as VIN.



The VIN number incorporates a number of security features and also the machine model and individual serial number.

Important note: *Do not use this parts manual to order replacement spares if the prefix level of your machine is higher than the number quoted at the front of this parts manual.*

When ordering replacement spares it is important that the model or MACH number is used to identify the correct parts manual.

↓

S L C | M 5 7 3 | Z Z 1 0 1 B 2 3 2 0 *

The year of manufacture:

↓

S L C | M 5 7 3 | Z Z 1 0 1 B 2 3 2 0 *

The Machine Parts Manual issue level denoted by the two digit Prefix Number:

↓

S L C | M 5 7 3 | Z Z 1 0 1 B 2 3 2 0 *

The unique machine serial number:

↓

S L C | M 5 7 3 | Z Z 1 0 1 B 2 3 2 0 *

Please ensure that these numbers are quoted in all correspondence with your Thwaites distributor.

CONTENTS

*DENOTES MODIFICATION - SEE MODIFICATION & ADDITIONS PAGES

SECTION TITLE	PAGE No.
ROPS FRAME ASSEMBLY	1
REAR CHASSIS ASSEMBLY	2
SEAT ASSEMBLY	3
CROSS BRACE ASSEMBLY	4
ENGINE COVER ASSEMBLY	5
SKIP AND SUB CHASSIS	6
FRONT CHASSIS ASSEMBLY	7
KINGLINK ASSEMBLY	9
CLUTCH PEDAL ASSEMBLY	10
BRAKE PEDAL ASSEMBLY	11
BRAKE CIRCUIT	12
LEG GUARD ASSEMBLY	13
THROTTLE PEDAL ASSEMBLY	14
BATTERY BOX ASSEMBLY	15
ENGINE HARNESS	16
ELECTRICS BOX	17
DASH PANEL ASSEMBLY	18
STEERING ASSEMBLY	19
TIPPING VALVE ASSEMBLY	20
HYDRAULIC TANK ASSEMBLY	22
HYDRAULIC CIRCUIT	24
TIPPING RAM ASSEMBLY	25
STEERING RAM ASSEMBLY	26
SLEW RAM ASSEMBLY	27
CLUTCH ASSEMBLY & HYDRAULIC PUMP	28
GEARBOX - INTERNAL	29
GEARBOX - INPUT & OUTPUT	31

CONTENTS

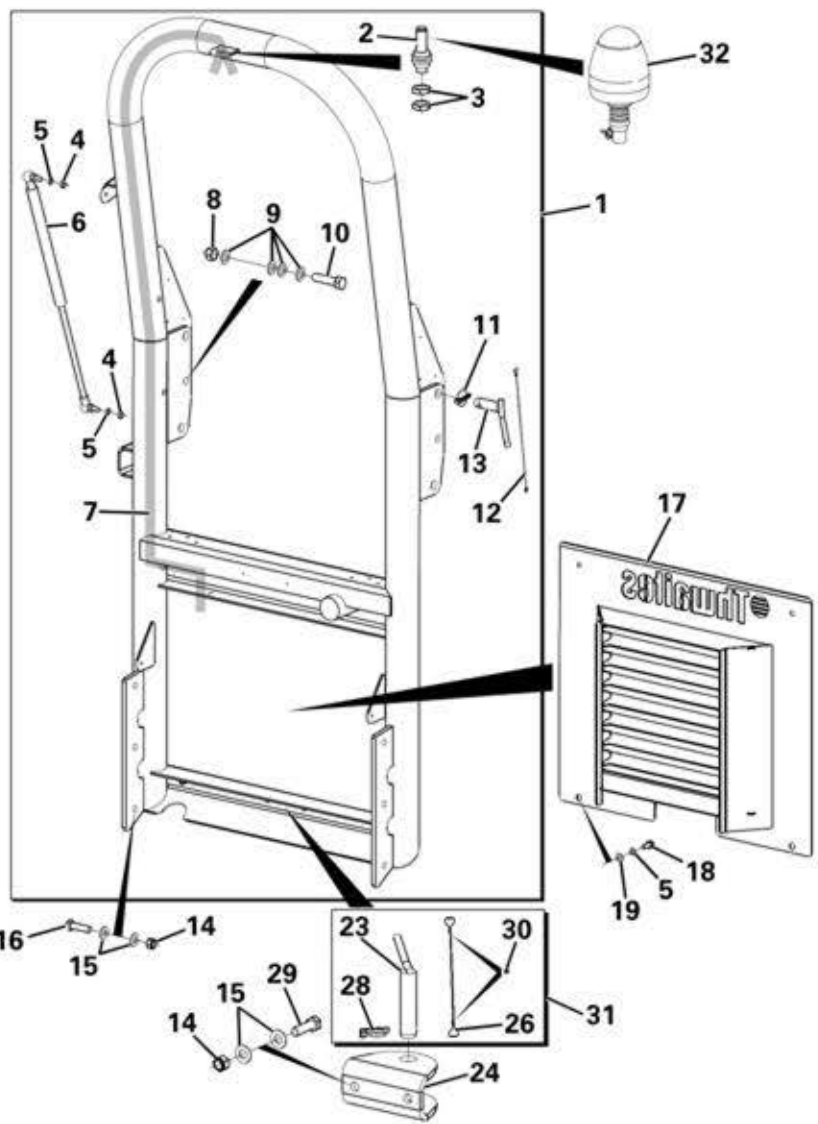
*DENOTES MODIFICATION - SEE MODIFICATION & ADDITIONS PAGES

SECTION TITLE	PAGE No.
ENGINE MOUNTINGS	33
ENGINE ACCESSORIES	34
ENGINE OIL COOLER	35
EXHAUST SYSTEM	36
RADIATOR ASSEMBLY	37
RADIATOR COWL & FIXINGS	38
AIR CLEANER ASSEMBLY	39
FUEL TANK ASSEMBLY	40
HANDBRAKE ASSEMBLY	42
PROPSHAFTS	43
WHEEL ASSEMBLY & AXLE FIXINGS	44
FRONT AXLE - HUB REDUCTION	45
FRONT AXLE - CENTRAL HOUSING	47
FRONT AXLE - DIFFERENTIAL	48
REAR AXLE - HUB REDUCTION	49
REAR AXLE - CENTRAL HOUSING	51
REAR AXLE - DIFFERENTIAL	52
REAR AXLE - BRAKES	53
DROPBOX ASSEMBLY	54
ROAD LIGHTS	56
REAR COVER (NON ROPS)	58
ROAD EQUIPMENT KIT	59
ROAD MIRRORS	60
LED BEACON (R65)	61
ELECTRONIC ENGINE SHUTDOWN	62
TIP VALVE LOCK	63
TRAILER SOCKET	64

CONTENTS

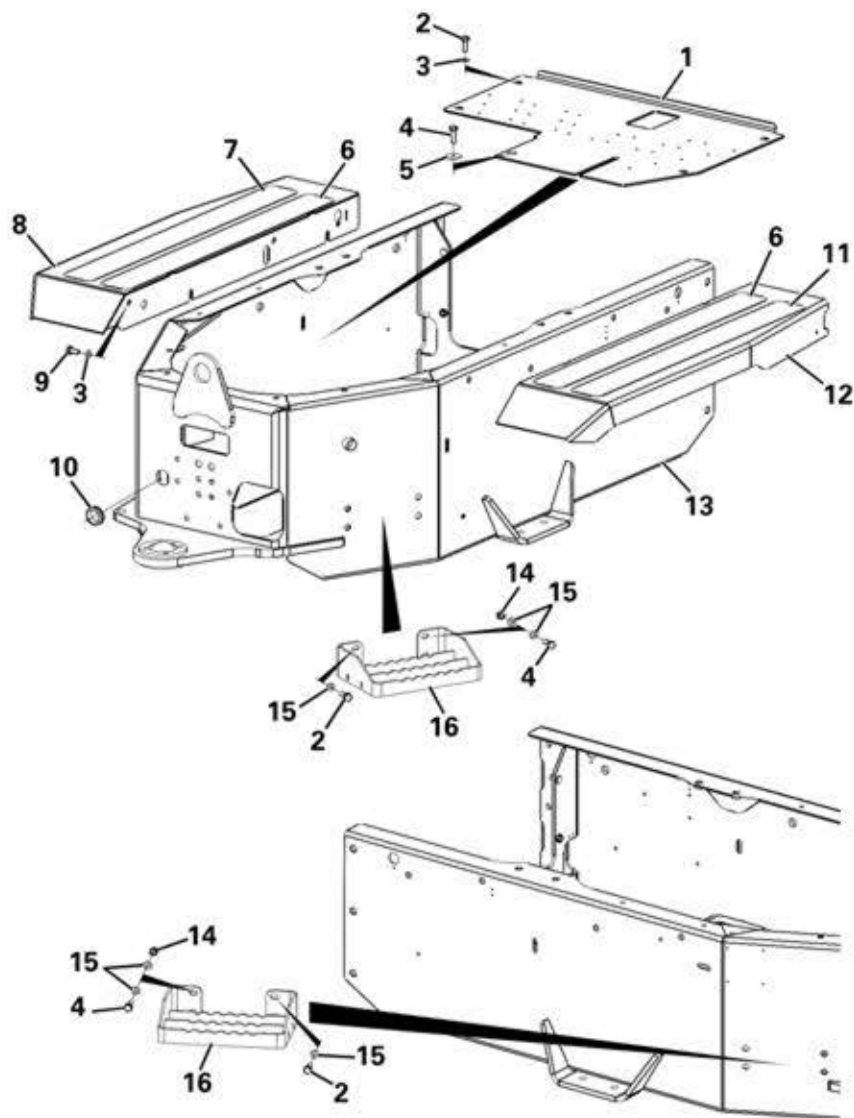
*DENOTES MODIFICATION - SEE MODIFICATION & ADDITIONS PAGES

SECTION TITLE	PAGE No.
LOWERED TOWING HITCH	65
REVERSE ALARM	66
BROADBAND SOUND REVERSE ALARM	67
REVERSING STROBE	68
SAFETY DECALS (CON)	69
SAND TYRES	70
WHEEL ASSEMBLY (HIGH FLOAT)	71
GEAR STICK GAITER COVER	72
HI-VIS RETRACTABLE SEAT BELT	73
GREEN BEACON & HI-VIS SEATBELT	74
HYDRAULIC OIL COOLER ASSEMBLY	75
HI-VIS DECAL KIT	76
WHEEL NUT INDICATOR	77
MODIFIED AND ADDITIONAL PARTS	78



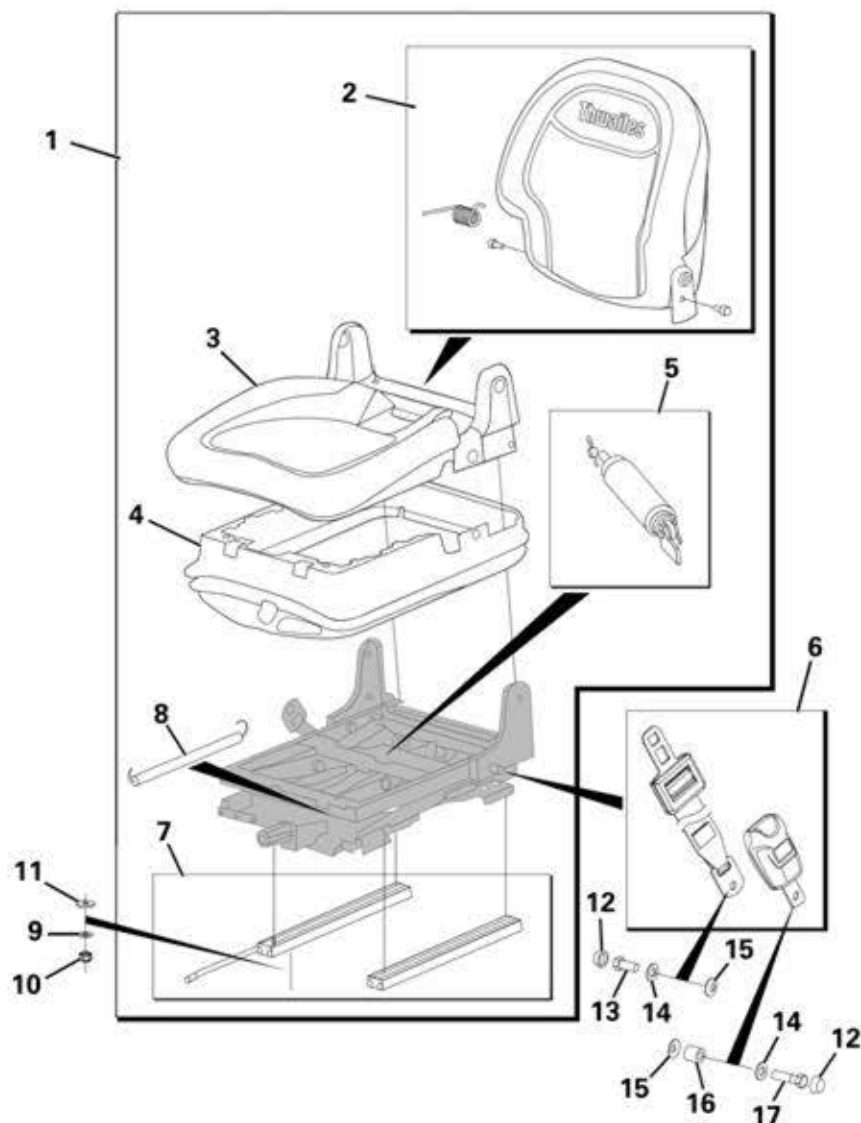
ROPS FRAME ASSEMBLY

Item	Part No.	Description	Qty	U/M
	1	FOLDING ROPS ASSY	1.0	EA
	2	BEACON STEM	1.0	EA
	3	LOCK NUT	2.0	EA
	4	NUT	2.0	EA
	5	SPRING WASHER	6.0	EA
	6	GAS SPRING	1.0	EA
	7	BEACON HARNESS	1.0	EA
	8	PHILIDAS NUT	2.0	EA
	* 9	WASHER	8.0	EA
	10	BOLT	2.0	EA
	11	LINCH PIN	2.0	EA
	12	LINCH PIN WIRE	2.0	EA
	13	ROPS HINGE PIN	2.0	EA
	14	PHILIDAS NUT	8.0	EA
	15	WASHER	16.0	EA
	16	BOLT	6.0	EA
	17	REAR GRILLE	1.0	EA
	18	SET SCREW	4.0	EA
	19	WASHER	4.0	EA
	23	TOWING PIN	1.0	EA
	24	TOWING JAW	1.0	EA
	* 26	TOWING PIN RETAINING CABLE	1.0	EA
	* 28	LINCH PIN	1.0	EA
	29	BOLT	2.0	EA
	* 30	COPPER SLEEVE	2.0	EA
	* 31	TOWING PIN ASSY	1.0	EA
	* 32	LED BEACON	1.0	EA



REAR CHASSIS ASSEMBLY

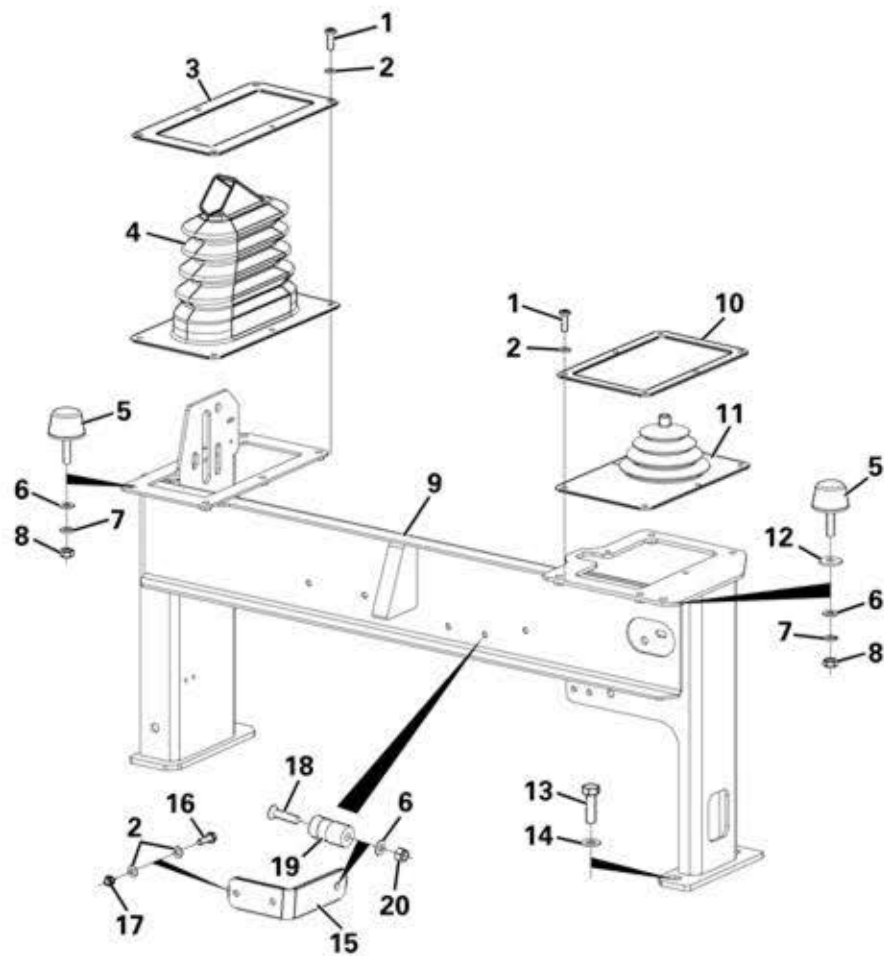
Item	Part No.	Description	Qty	U/M
	1	FLOORPLATE	1.0	EA
	2	SET SCREW	8.0	EA
	3	HEAVY DUTY WASHER	12.0	EA
	4	SET SCREW	5.0	EA
	5	HEAVY DUTY WASHER	1.0	EA
	6	ANTI SLIP PAD	2.0	EA
	* 7	ANTI SLIP PAD	1.0	EA
	8	MUDGUARD ASSEMBLY RH	1.0	EA
	9	SET SCREW	8.0	EA
	10	GROMMET	1.0	EA
	* 11	ANTI SLIP PAD	1.0	EA
	12	MUDGUARD ASSEMBLY LH	1.0	EA
	13	REAR CHASSIS	1.0	EA
	14	PHILIDAS NUT	4.0	EA
	15	WASHER	12.0	EA
	16	STEP	2.0	EA



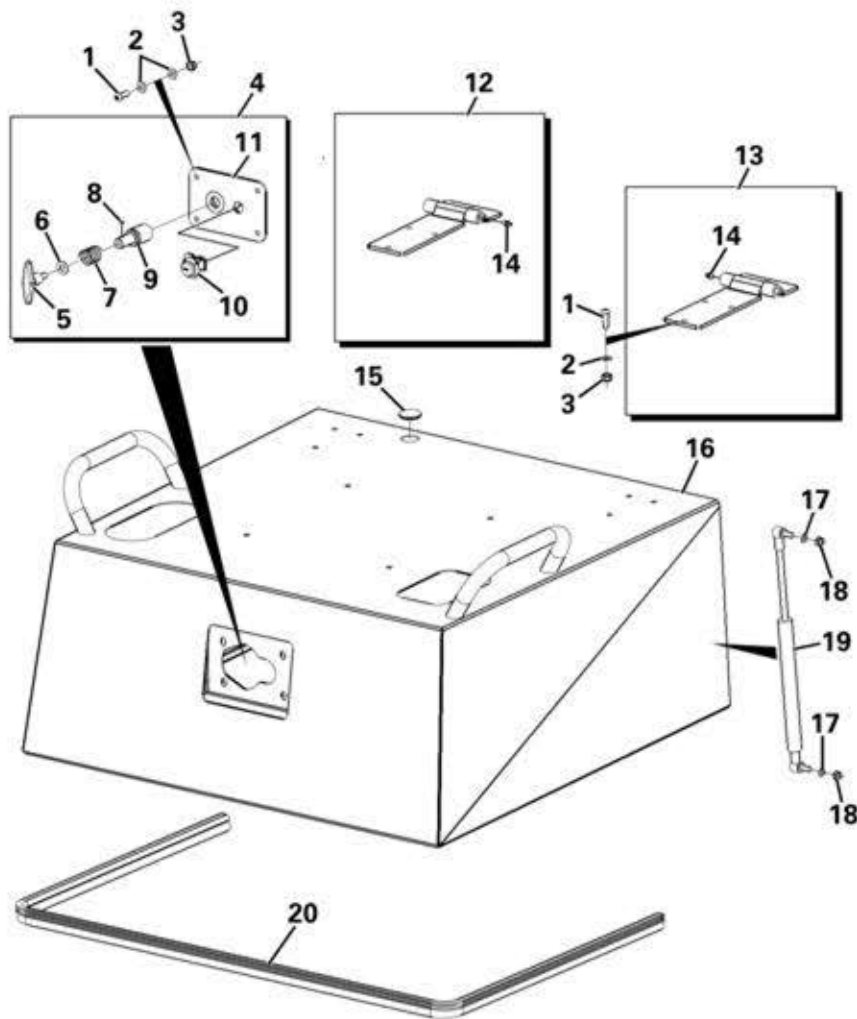
SEAT ASSEMBLY

Item	Part No.	Description	Qty	U/M
1		SEAT	1.0	EA
2		BACK CUSHION KIT	1.0	EA
3		SEAT CUSHION KIT	1.0	EA
4		BOOT	1.0	EA
5		DAMPER KIT	1.0	EA
* 6		SEATBELT KIT	1.0	EA
7		SLIDE RAIL ADJUSTER KIT	1.0	EA
8		TRANSFER ROD	1.0	EA
9		PLAIN WASHER	4.0	EA
10		NYLOC NUT	4.0	EA
11		HEAVY DUTY WASHER	4.0	EA
* 12		PLASTIC CAP	2.0	EA
* 13		SET SCREW	1.0	EA
* 14		WASHER	2.0	EA
* 15		FIBRE WASHER	2.0	EA
* 16		SPACER	1.0	EA
* 17		BOLT	1.0	EA

CROSS BRACE ASSEMBLY

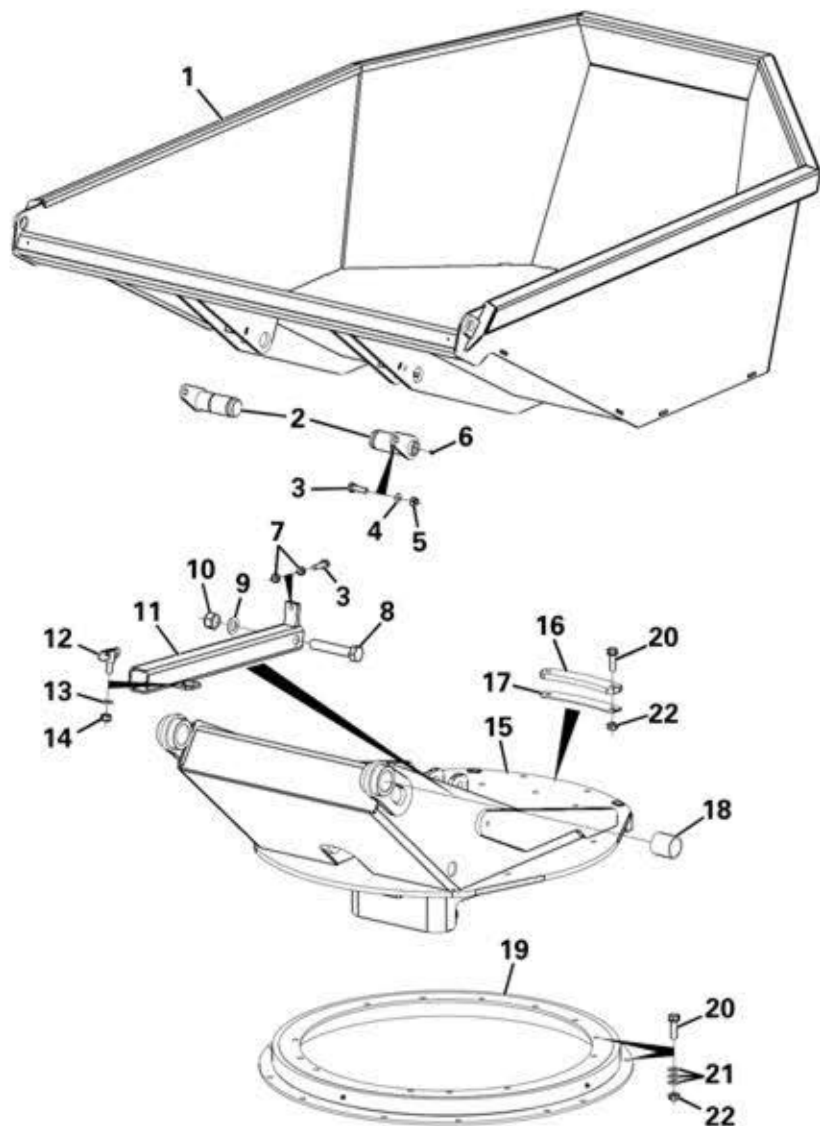


Item	Part No.	Description	Qty	U/M
*	1	DOME HEAD SCREW	11.0	EA
*	2	WASHER	14.0	EA
	3	HANDBRAKE GAITER RETAINER	1.0	EA
	4	HANDBRAKE GAITER	1.0	EA
	5	RUBBER BUFFER	2.0	EA
*	6	WASHER	3.0	EA
	7	SPRING WASHER	2.0	EA
	8	NUT	2.0	EA
*	9	CROSSBRACE	1.0	EA
	10	TIPPING GAITER RETAINING PLATE	1.0	EA
	11	TIPPING LEVER GAITER	1.0	EA
	12	HEAVY DUTY WASHER	1.0	EA
	13	SET SCREW	4.0	EA
	14	HEAVY DUTY WASHER	4.0	EA
*	15	BEACON STORAGE BRACKET	1.0	EA
	16	SET SCREW	2.0	EA
	17	NYLOC NUT	2.0	EA
*	18	SOCKET C/SUNK HEAD SCREW	1.0	EA
*	19	BEACON POST	1.0	EA
*	20	NYLOC NUT	1.0	EA



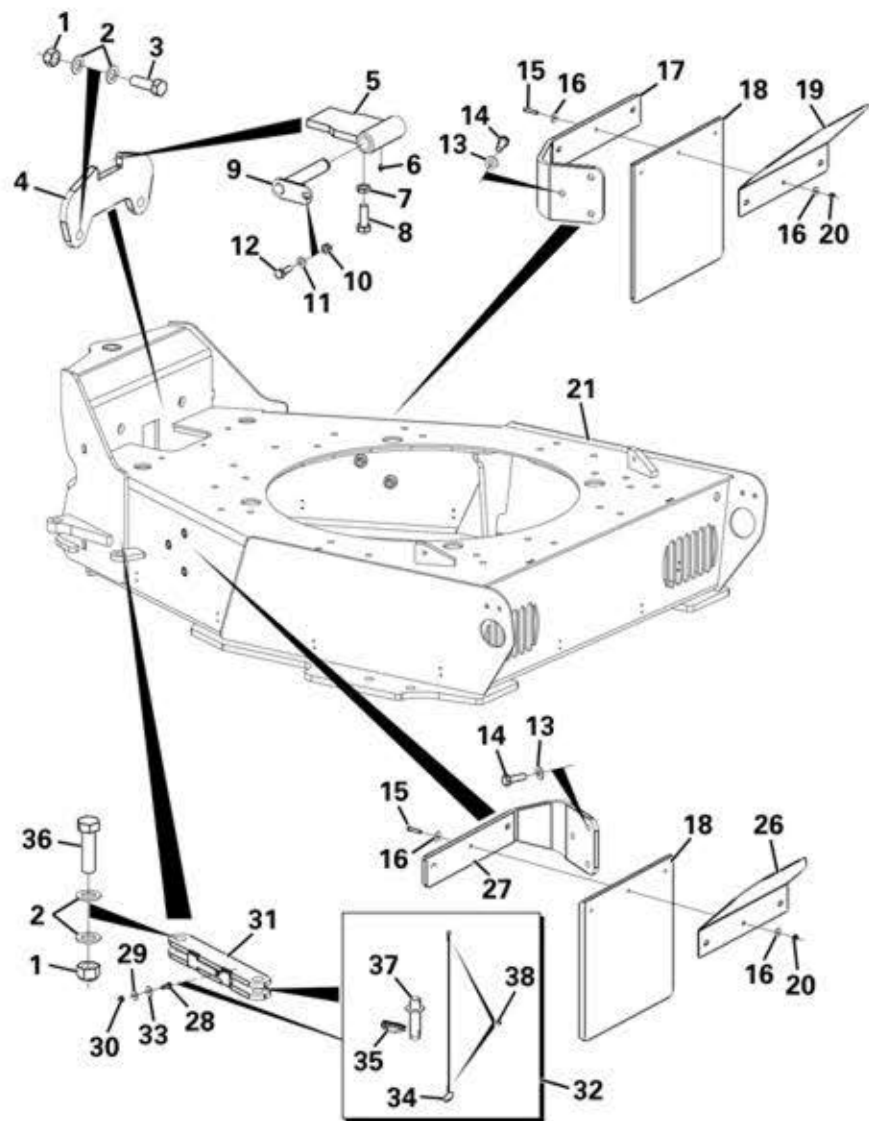
ENGINE COVER ASSEMBLY

Item	Part No.	Description	Qty	U/M
	1	SOCKET DOME HEAD SCREW	16.0	EA
	2	WASHER	20.0	EA
	3	NYLOC NUT	16.0	EA
	* 4	LOCK ASSY	1.0	EA
	5	RENCOL HANDLE	1.0	EA
	6	HEAVY DUTY WASHER	1.0	EA
	* 7	SPRING	1.0	EA
	8	GRUB SCREW	1.0	EA
	* 9	LOCK PLUNGER	1.0	EA
	10	COMPARTMENT LOCK	1.0	EA
	* 11	WELDED LOCK ASSY	1.0	EA
	12	HINGE RH (CW GREASE NIPPLE)	1.0	EA
	13	HINGE LH (CW GREASE NIPPLE)	1.0	EA
	14	GREASE NIPPLE	2.0	EA
	15	BLANKING GROMMET	1.0	EA
	16	ENGINE COVER	1.0	EA
	17	SPRING WASHER	4.0	EA
	18	NUT	4.0	EA
	19	GAS STRUT	2.0	EA
	20	SEAL	1.0	EA



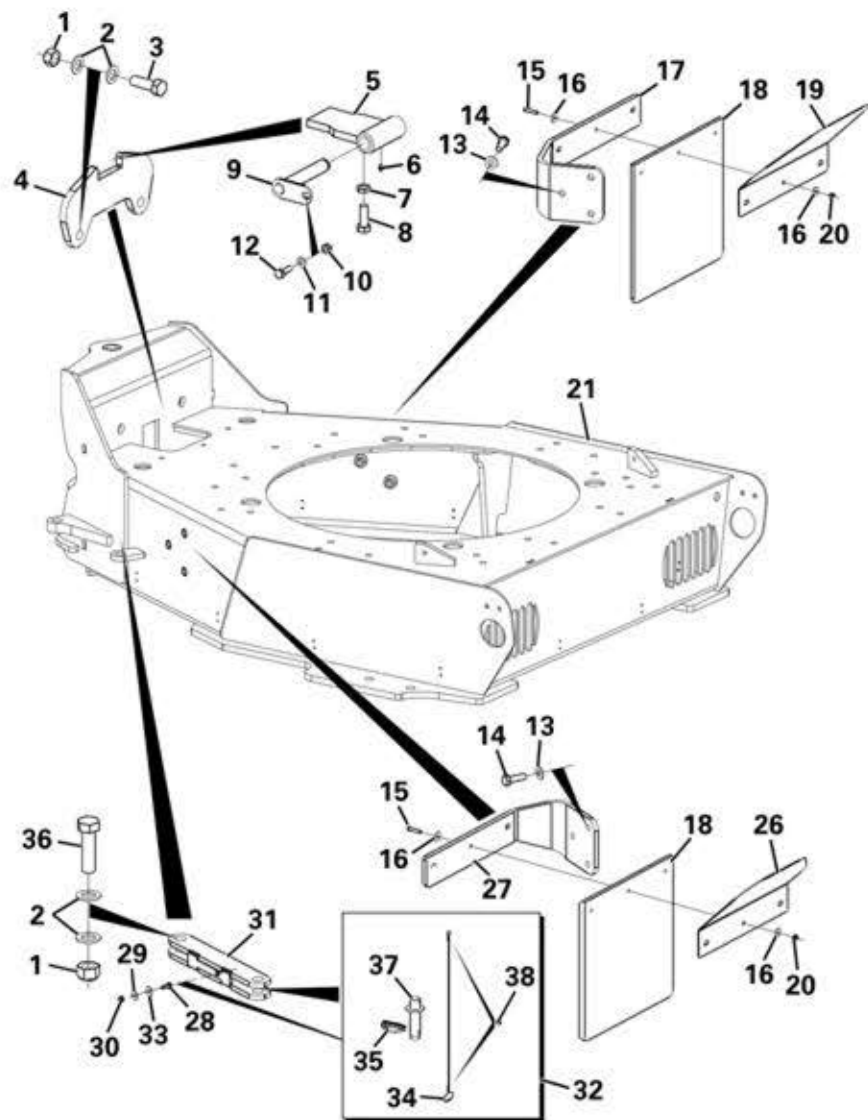
SKIP AND SUB CHASSIS

Item	Part No.	Description	Qty	U/M
1		SKIP	1.0	EA
2		SKIP PIVOT PIN	2.0	EA
3		SET SCREW	3.0	EA
4		HEAVY DUTY WASHER	2.0	EA
5		PHILIDAS NUT	2.0	EA
6		GREASE NIPPLE	2.0	EA
7		NUT	2.0	EA
8		BOLT	1.0	EA
9		WASHER	1.0	EA
10		STOVER NUT	1.0	EA
11		SKIP PROP ASSY	1.0	EA
12		ANTI-LUCE FITTING	1.0	EA
13		WASHER	1.0	EA
14		PHILIDAS NUT	1.0	EA
15		SUB CHASSIS	1.0	EA
16		SKIP STOP PAD	1.0	EA
17		SKIP STOP SHIM	1.0	EA
18		BUSH	2.0	EA
19		SLEW RING	1.0	EA
20		DURLOCK BOLT	29.0	EA
21		.003 SHIM	A/R	EA
		.005 SHIM	A/R	EA
		.010 SHIM	A/R	EA
		.020 SHIM	A/R	EA
		.030 SHIM	A/R	EA
22		DURLOCK NUT	29.0	EA



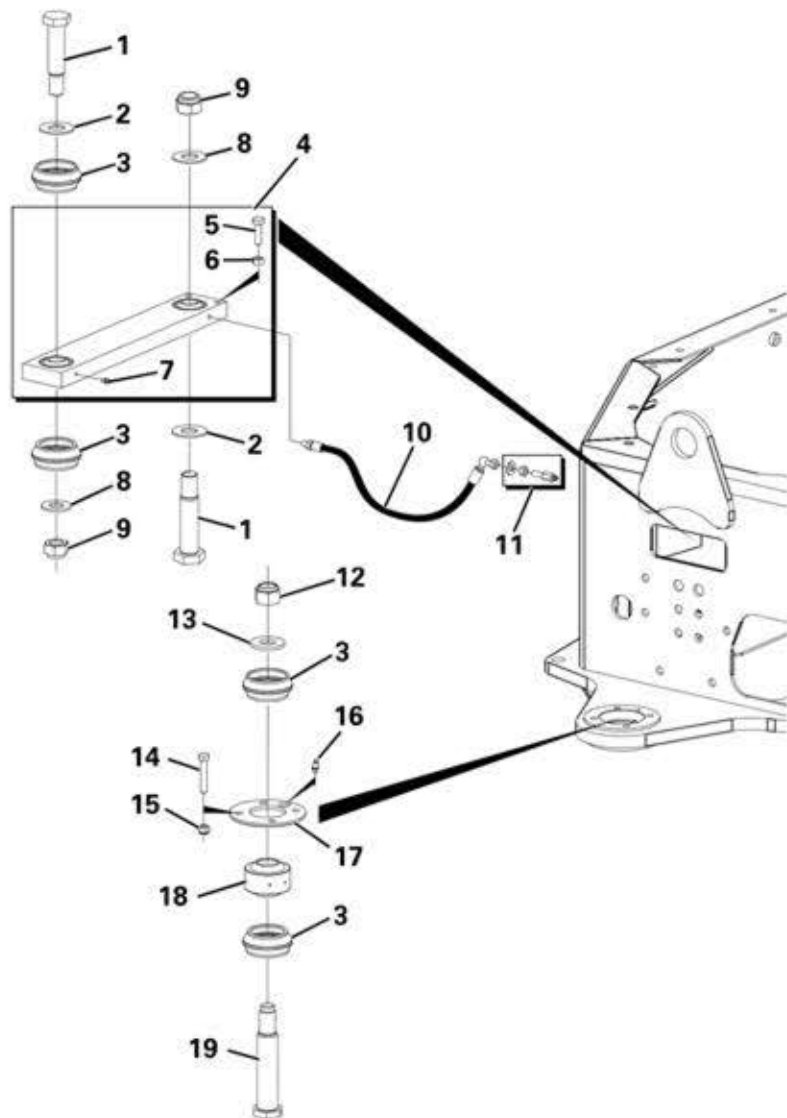
FRONT CHASSIS ASSEMBLY

Item	Part No.	Description	Qty	U/M
1		STOVER NUT	3.0	EA
2		WASHER	6.0	EA
3		BOLT	2.0	EA
4		LATCH PLATE	1.0	EA
5		LATCH ASSY	1.0	EA
6		GREASE NIPPLE	1.0	EA
7		NUT	1.0	EA
8		SET SCREW	1.0	EA
9		PIVOT PIN	1.0	EA
10		PHILIDAS NUT	1.0	EA
11		HEAVY DUTY WASHER	1.0	EA
12		SET SCREW	1.0	EA
13		HEAVY DUTY WASHER	6.0	EA
14		SET SCREW	6.0	EA
15		DOME HEAD SCREW	6.0	EA
16		HEAVY DUTY WASHER	12.0	EA
17		MUDGUARD BRACKET LH	1.0	EA
18		RUBBER MUDFLAP	2.0	EA



FRONT CHASSIS ASSEMBLY

Item	Part No.	Description	Qty	U/M
	19	MUDGUARD LH	1.0	EA
	20	PHILIDAS NUT	6.0	EA
	21	FRONT CHASSIS	1.0	EA
	26	MUDGUARD RH	1.0	EA
	27	MUDGUARD BRACKET RH	1.0	EA
	* 28	SET SCREW	1.0	EA
	* 29	HEAVY DUTY WASHER	1.0	EA
	* 30	NYLOC NUT	1.0	EA
	* 31	CHASSIS LOCK BAR ASSY	1.0	EA
	* 32	CHASSIS LOCK PIN ASSY	1.0	EA
	* 33	WASHER	1.0	EA
	* 34	PIN RETAINING CABLE	1.0	EA
	* 35	LINCH PIN	1.0	EA
	36	BOLT	1.0	EA
	* 37	CHASSIS LOCK PIN	1.0	EA
	* 38	COPPER SLEEVE	2.0	EA

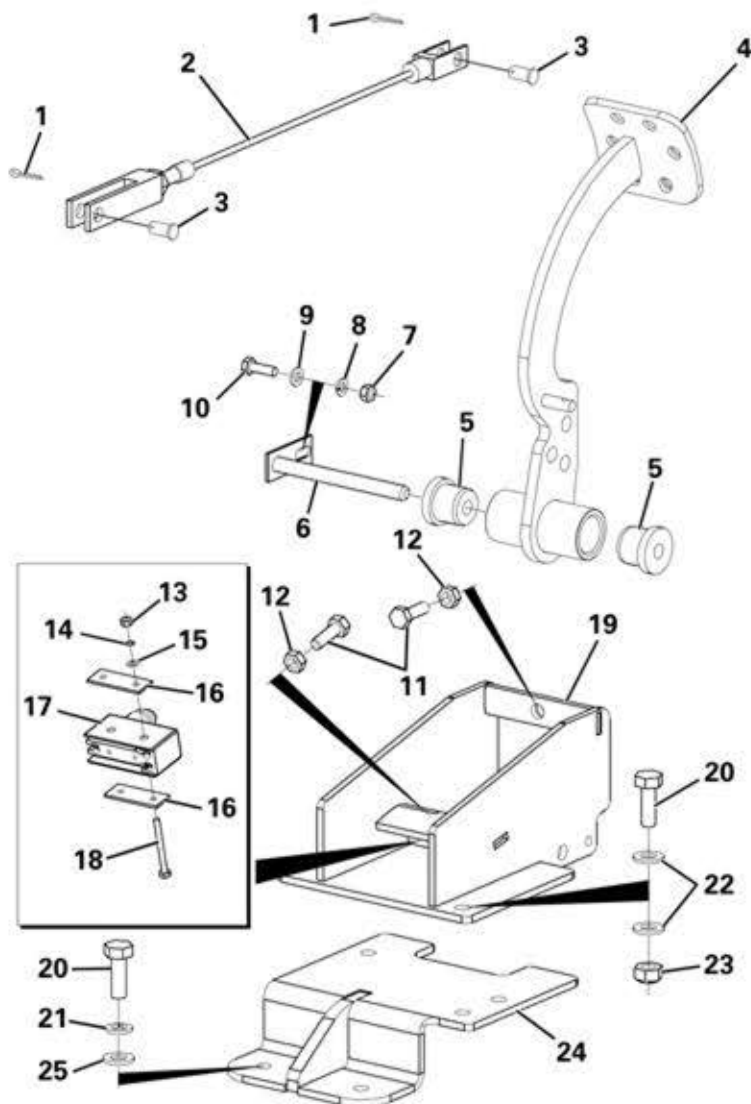


KINGLINK ASSEMBLY

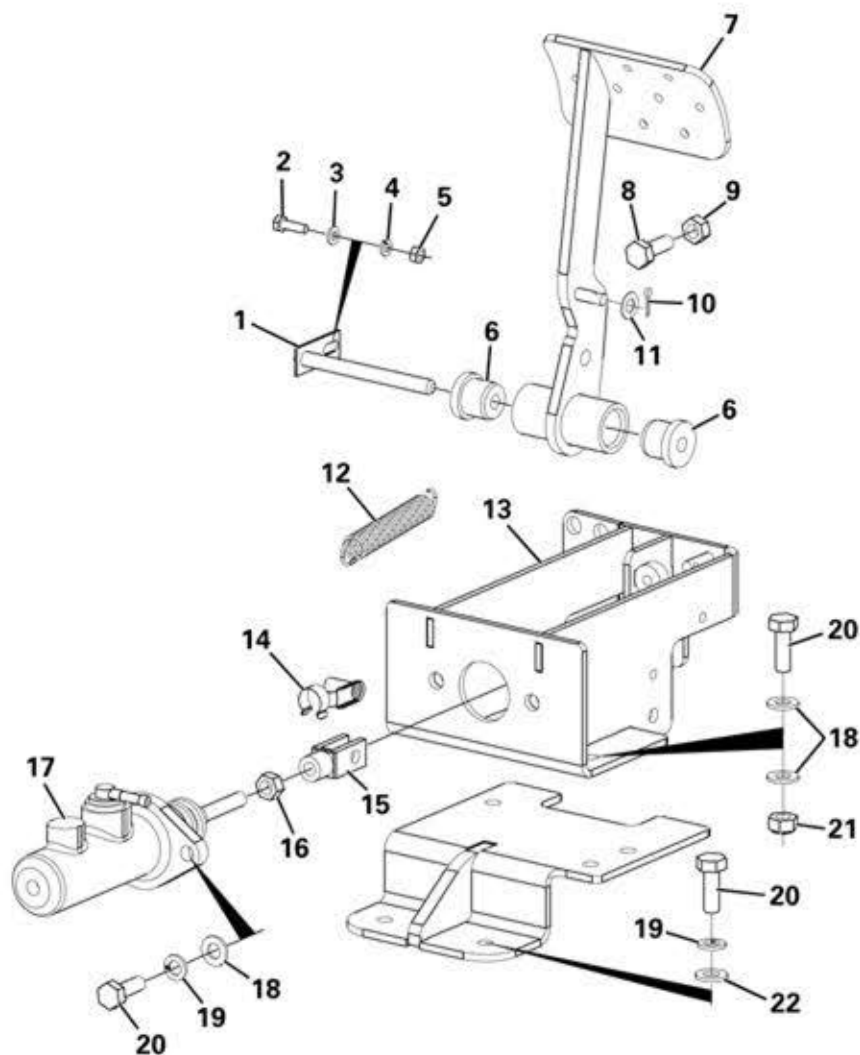
Item	Part No.	Description	Qty	U/M
	1	TOP PIVOT BOLT	2.0	EA
	2	WASHER	2.0	EA
	3	RUBBER DUST SEAL	4.0	EA
	* 4	KINGLINK ASSEMBLY	1.0	EA
	5	SET SCREW	2.0	EA
	6	NUT	2.0	EA
	7	GREASE NIPPLE	1.0	EA
	8	HEAVY DUTY WASHER	2.0	EA
	9	NUT	2.0	EA
	10	GREASE PIPE	1.0	EA
	11	GREASE NIPPLE ASSEMBLY	1.0	EA
	12	LOCKNUT	1.0	EA
	13	HEAVY DUTY WASHER	1.0	EA
	14	BOLT	4.0	EA
	15	NYLOC NUT	4.0	EA
	16	GREASE NIPPLE	1.0	EA
	17	LOWER BEARING CAP	1.0	EA
	18	SPHERICAL BEARING	1.0	EA
	19	PIVOT BOLT	1.0	EA

CLUTCH PEDAL ASSEMBLY

Item	Part No.	Description	Qty	U/M
	1	SPLIT PIN	2.0	EA
	2	CLUTCH CABLE	1.0	EA
	3	CLEVIS PIN	2.0	EA
	* 4	PEDAL	1.0	EA
	5	BUSH	2.0	EA
	6	PEDAL SHAFT	1.0	EA
	7	NUT	1.0	EA
	8	SPRING WASHER	1.0	EA
	9	WASHER	1.0	EA
	10	SET SCREW	1.0	EA
	11	SET SCREW	2.0	EA
	12	NUT	2.0	EA
	13	NUT	2.0	EA
	14	SPRING WASHER	2.0	EA
	15	WASHER	2.0	EA
	16	MICRO SWITCH BACKING PLATE	2.0	EA
	* 17	MICRO SWITCH	1.0	EA
	18	SET SCREW	2.0	EA
	19	CLUTCH PEDAL BRKT	1.0	EA
	20	SET SCREW	4.0	EA
	21	SPRING WASHER	2.0	EA
	22	WASHER	4.0	EA
	23	PHILIDAS NUT	2.0	EA
	24	PEDAL MOUNTING BRKT ASSY	1.0	EA
	25	HEAVY DUTY WASHER	2.0	EA



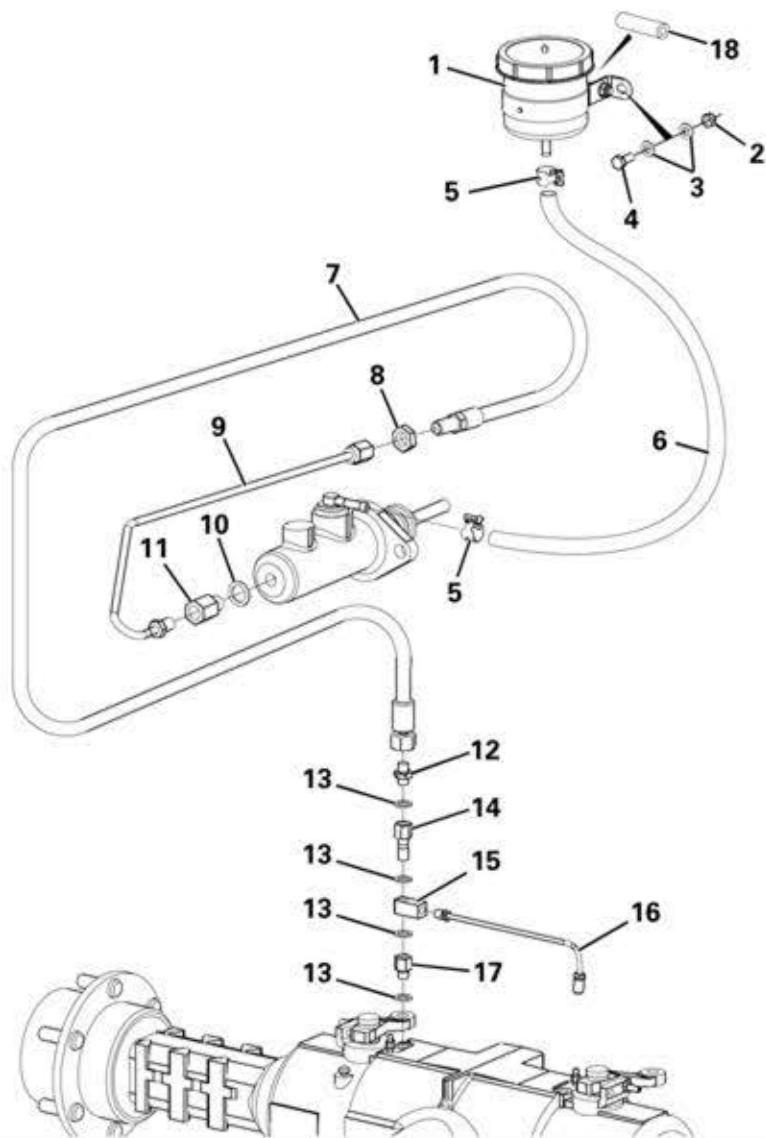
BRAKE PEDAL ASSEMBLY



Item	Part No.	Description	Qty	U/M
1		PEDAL SHAFT	1.0	EA
2		SET SCREW	1.0	EA
3		WASHER	1.0	EA
4		SPRING WASHER	1.0	EA
5		NUT	1.0	EA
6		BUSH	2.0	EA
7		PEDAL	1.0	EA
8		SET SCREW	1.0	EA
9		NUT	1.0	EA
10		SPLIT PIN	1.0	EA
11		WASHER	1.0	EA
12		BRAKE SPRING	1.0	EA
13		BRAKE PEDAL BRACKET	1.0	EA
14		SPRING CLEVIS PIN	1.0	EA
15		FORK END	1.0	EA
16		LOCK NUT	1.0	EA
17		MASTER CYLINDER	1.0	EA
18		WASHER	6.0	EA
19		SPRING WASHER	4.0	EA
20		SET SCREW	6.0	EA
21		PHILIDAS NUT	2.0	EA
22		HEAVY DUTY WASHER	2.0	EA
23		PEDAL MOUNTING BRKT ASSY	1.0	EA

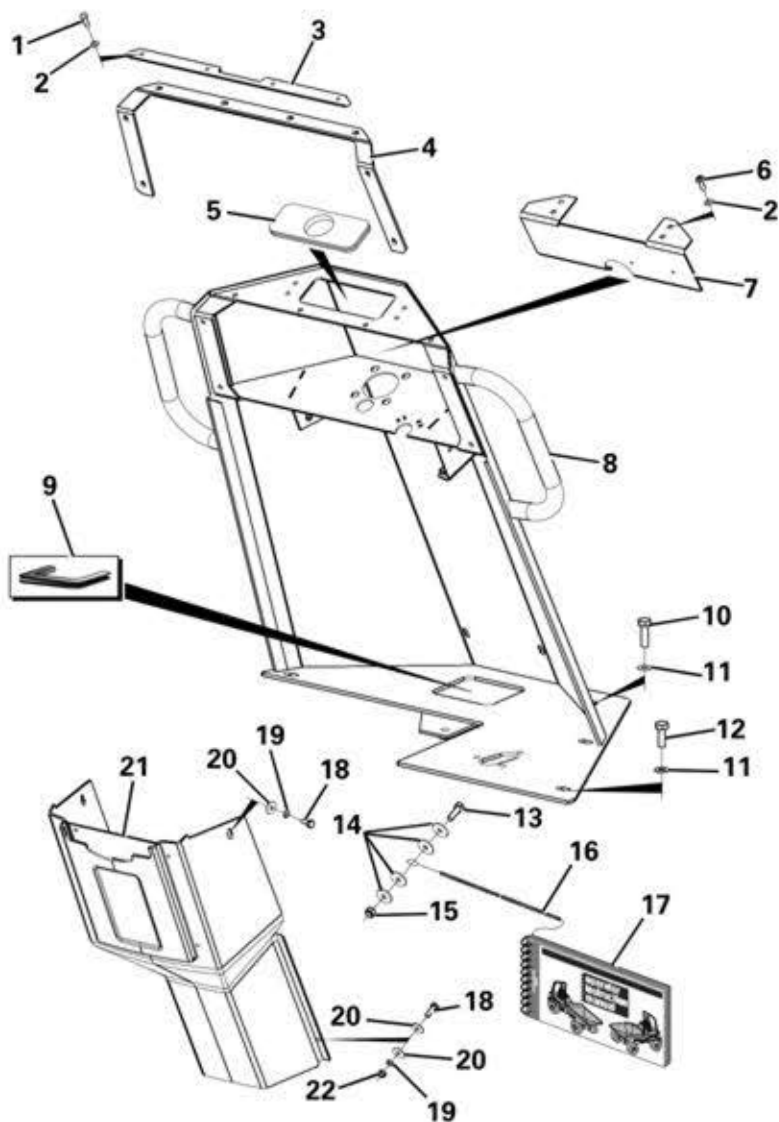
BRAKE CIRCUIT

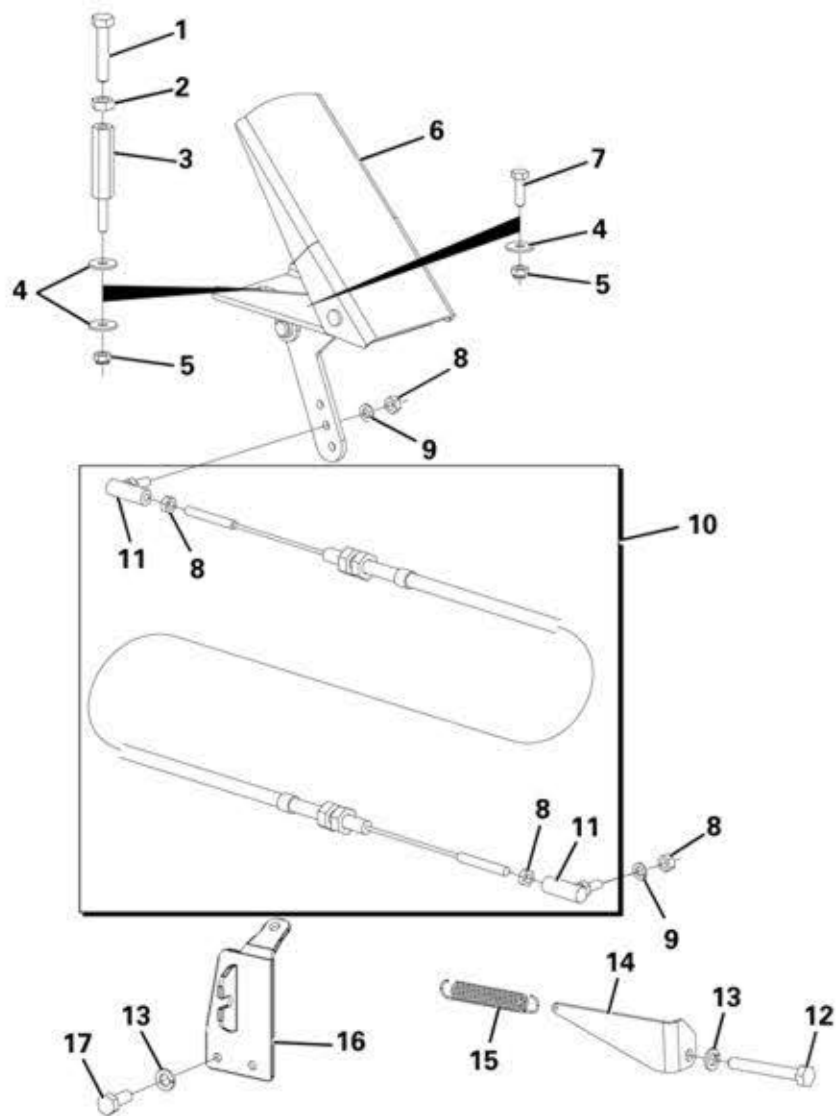
Item	Part No.	Description	Qty	U/M
1		RESERVOIR	1.0	EA
2		NYLOC NUT	2.0	EA
3		WASHER	4.0	EA
4		SET SCREW	2.0	EA
5		HOSE CLIP	2.0	EA
6		BRAKE HOSE	1.0	EA
7		BRAKE PIPE	1.0	EA
8		LOCK NUT	1.0	EA
9		BRAKE PIPE	1.0	EA
10		DOWTY WASHER	1.0	EA
11		ADAPTOR	1.0	EA
12		ADAPTOR	1.0	EA
13		DOWTY WASHER	4.0	EA
14		BRAKE TEE BANJO BOLT	1.0	EA
15		BRAKE PIPE TEE	1.0	EA
16		REAR AXLE BRAKE PIPE	1.0	EA
17		MALE/FEMALE ADAPTOR	1.0	EA
* 18		SPACER TUBE	1.0	EA



LEG GUARD ASSEMBLY

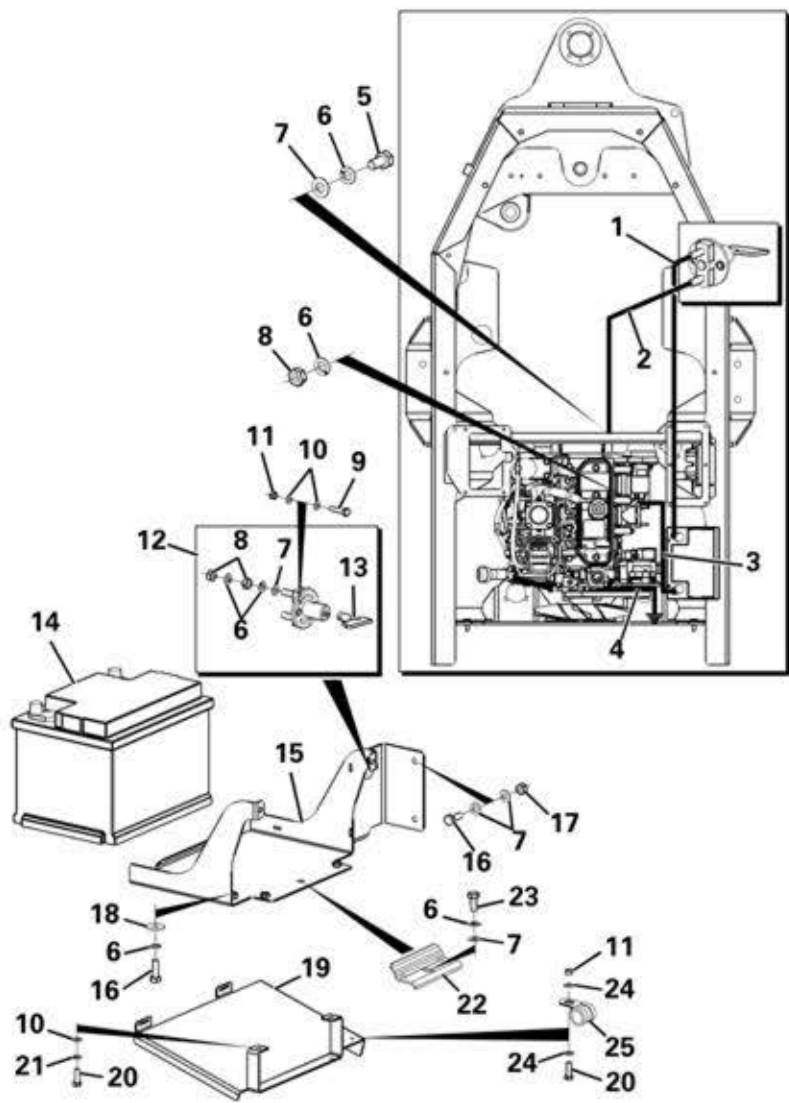
Item	Part No.	Description	Qty	U/M
1		DOME HEAD SCREW	4.0	EA
2		WASHER	8.0	EA
3		CLAMPING STRIP	1.0	EA
4		SEALING GASKET	1.0	EA
5		STEERING COLUMN GROMMET	1.0	EA
6		PAN HEAD SCREW	4.0	EA
7		SPLASH GUARD	1.0	EA
8		LEG GUARD ASSY	1.0	EA
9		E J TRIM	1.0	EA
10		SET SCREW	2.0	EA
11		HEAVY DUTY WASHER	5.0	EA
12		SET SCREW	3.0	EA
13		SET SCREW	1.0	EA
14		HEAVY DUTY WASHER	4.0	EA
15		NYLOC NUT	1.0	EA
16		RETAINING CABLE	1.0	EA
* 17		OPERATOR BOOK	1.0	EA
18		SET SCREW	4.0	EA
19		SPRING WASHER	4.0	EA
20		HEAVY DUTY WASHER	6.0	EA
21		INNER LEG GUARD	1.0	EA
22		NUT	2.0	EA





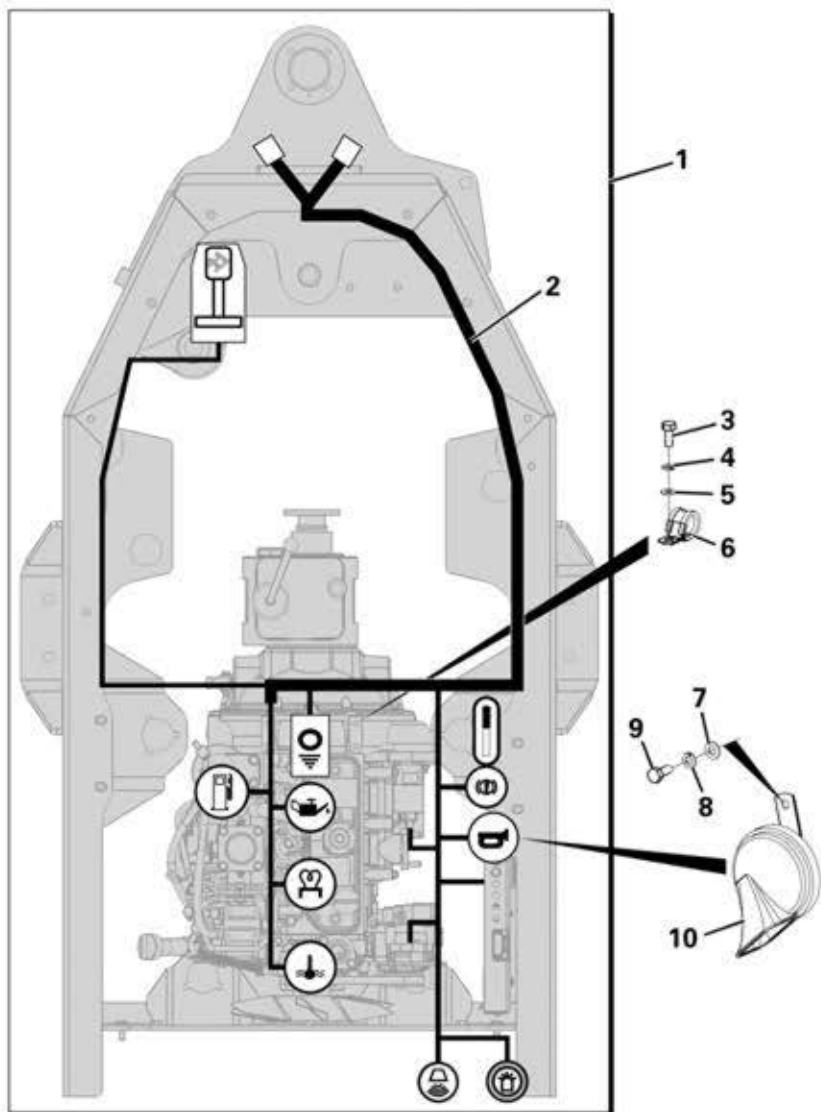
THROTTLE PEDAL ASSEMBLY

Item	Part No.	Description	Qty	U/M
1		BOLT	1.0	EA
2		NUT	1.0	EA
3		THROTTLE STOP	1.0	EA
4		HEAVY DUTY WASHER	4.0	EA
5		NYLOC NUT	3.0	EA
6		THROTTLE PEDAL	1.0	EA
7		SET SCREW	2.0	EA
8		NUT	4.0	EA
9		SPRING WASHER	2.0	EA
10		THROTTLE CABLE	1.0	EA
11		AMEL END	2.0	EA
12		BOLT	1.0	EA
13		SPRING WASHER	3.0	EA
14		THROTTLE SPRING MTG	1.0	EA
15		SPRING	1.0	EA
16		THROTTLE CABLE REACTION	1.0	EA
17		SET SCREW	2.0	EA



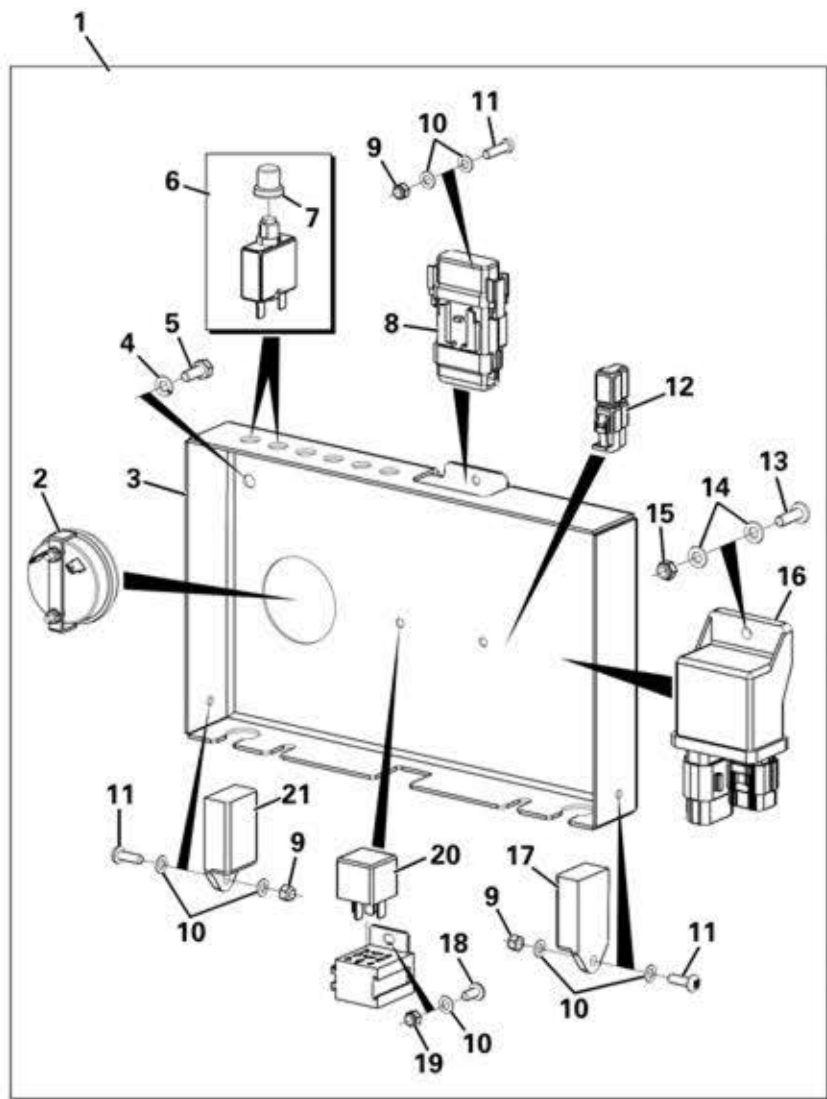
BATTERY BOX ASSEMBLY

Item	Part No.	Description	Qty	U/M
	1	BATTERY NEGATIVE CABLE	1.0	EA
	2	ISOLATOR CABLE	1.0	EA
	3	BATTERY POSITIVE CABLE	1.0	EA
	4	EARTH LEAD	1.0	EA
	5	SET SCREW	1.0	EA
	6	SPRING WASHER	9.0	EA
	7	WASHER	8.0	EA
	8	NUT	5.0	EA
	9	SET SCREW	2.0	EA
	10	WASHER	6.0	EA
	* 11	NYLOC NUT	3.0	EA
	12	BATTERY ISOLATOR SWITCH	1.0	EA
	13	KEY	1.0	EA
	14	BATTERY	1.0	EA
	15	BATTERY BASE PLATE ASSY	1.0	EA
	16	SET SCREW	4.0	EA
	17	NYLOC NUT	2.0	EA
	18	HEAVY DUTY WASHER	2.0	EA
	19	HEAT SHIELD	1.0	EA
	* 20	SET SCREW	3.0	EA
	21	SPRING WASHER	2.0	EA
	* 22	BATTERY CLAMP	1.0	EA
	23	SET SCREW	1.0	EA
	* 24	WASHER	2.0	EA
	* 25	P CLIP	1.0	EA



ENGINE HARNESS

Item	Part No.	Description	Qty	U/M
1		Part of ITEM 1 on DASH PANEL ASSY page		
2		ENGINE/PANEL LOOM	1.0	EA
3		SET SCREW	1.0	EA
4		SPRING WASHER	1.0	EA
5		HEAVY DUTY WASHER	1.0	EA
6		P CLIP	1.0	EA
7		WASHER	1.0	EA
8		SPRING WASHER	1.0	EA
9		SET SCREW	1.0	EA
10		HORN	1.0	EA

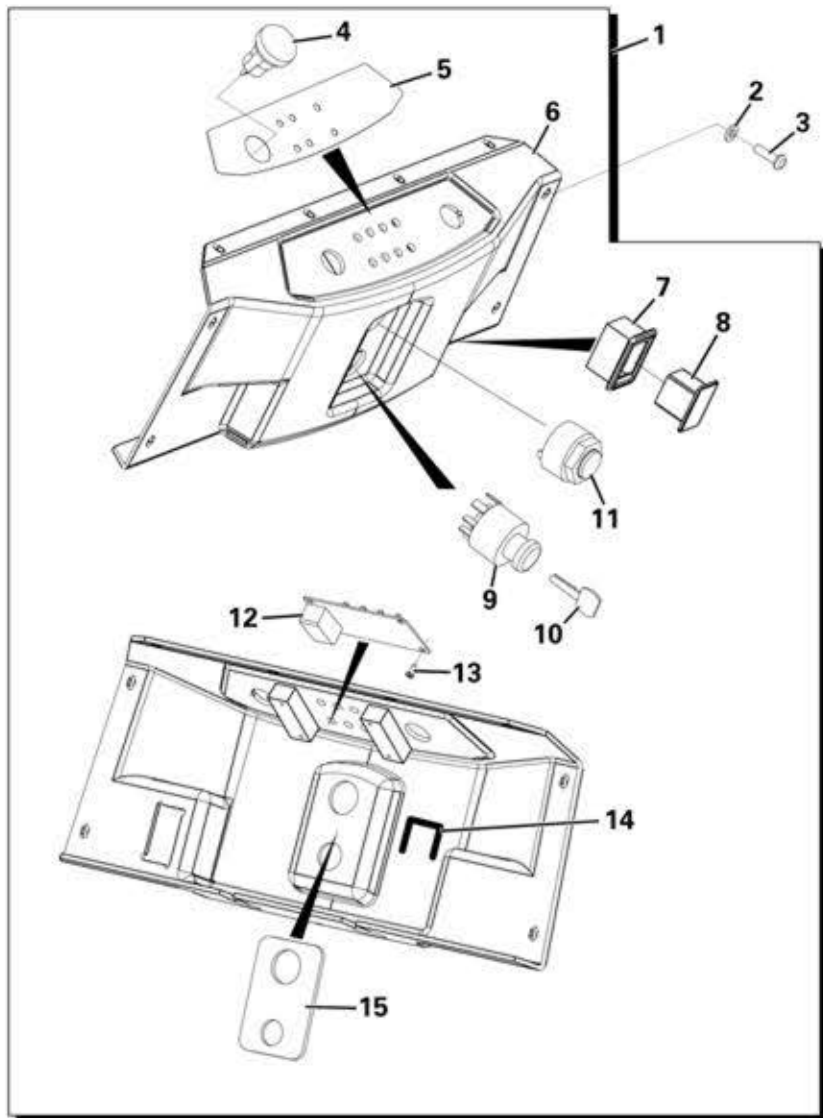


ELECTRICS BOX

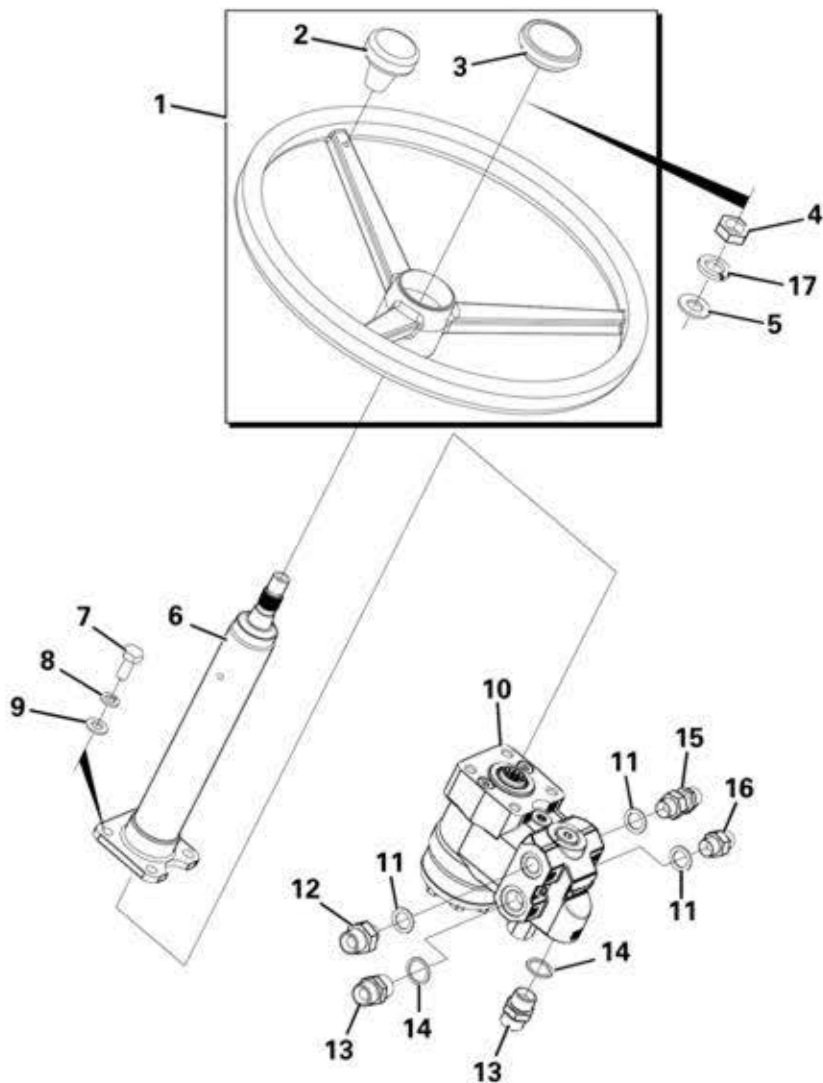
Item	Part No.	Description	Qty	U/M
1		Part of ITEM 1 on DASH PANEL ASSY page		
2		HOURMETER	1.0	EA
3		ELECTRICS BOX	1.0	EA
4		SPRING WASHER	2.0	EA
5		SET SCREW	2.0	EA
6		CIRCUIT BREAKER 18A	2.0	EA
7		CIRCUIT BREAKER SPLASHGUARD	2.0	EA
8		MAXIFUSE 30AMP	1.0	EA
9		NYLOC NUT	3.0	EA
10		WASHER	7.0	EA
11		CHEESE HEAD SCREW	3.0	EA
12		DIODE	1.0	EA
13		PAN HEAD SCREW	1.0	EA
14		WASHER	2.0	EA
15		NYLOC NUT	1.0	EA
16		SAFETY RELAY	1.0	EA
17		GLOW PLUG - TIMER	1.0	EA
18		SET SCREW	1.0	EA
19		NUT	1.0	EA
20		RELAY	1.0	EA
21		STOP SOLENOID - TIMER	1.0	EA

DASH PANEL ASSEMBLY

Item	Part No.	Description	Qty	U/M
*	1	ELECTRICAL SYSTEM	1.0	EA
	2	WASHER	4.0	EA
	3	DOME HEAD SCREW	4.0	EA
	4	HORN PUSH	1.0	EA
	5	CONSOLE DECAL	1.0	EA
	6	DASHPANEL MOULDING	1.0	EA
	7	SWITCH MOULDING PANEL	1.0	EA
	8	SWITCH BLANK	1.0	EA
	9	IGNITION SWITCH	1.0	EA
	10	STARTER SWITCH KEY	1.0	EA
	11	BUZZER	1.0	EA
*	12	LED MODULE	1.0	EA
	13	SCREW	4.0	EA
	14	ZENER DIODE	1.0	EA
	15	BACK PLATE IGNITION SWITCH	1.0	EA

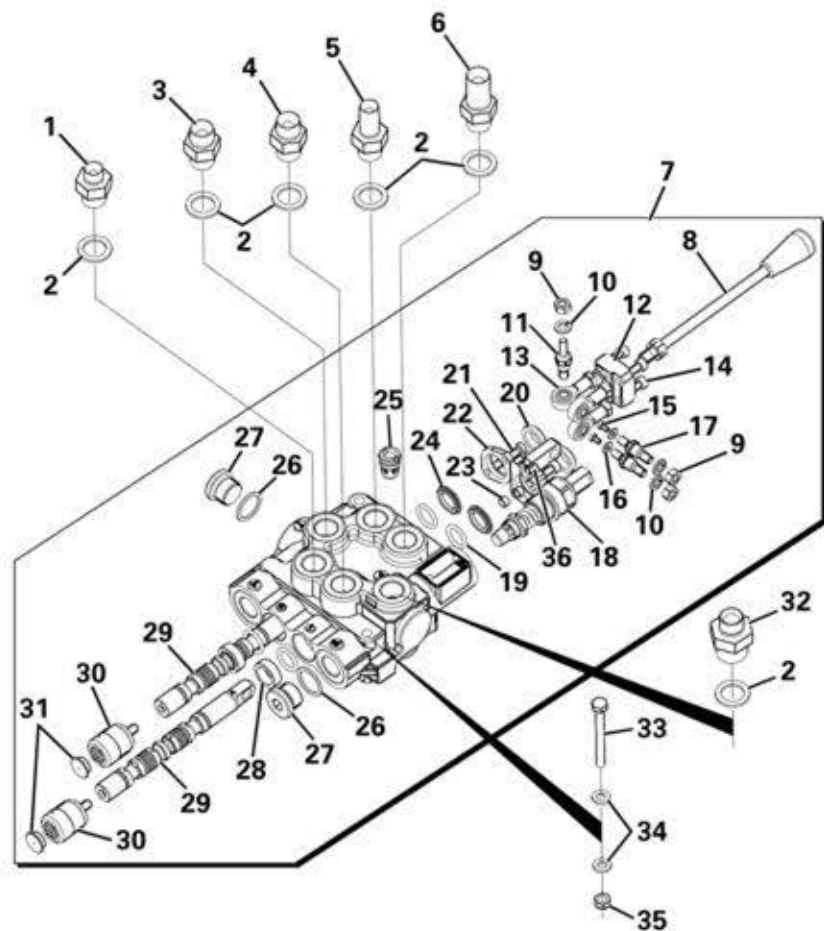


STEERING ASSEMBLY



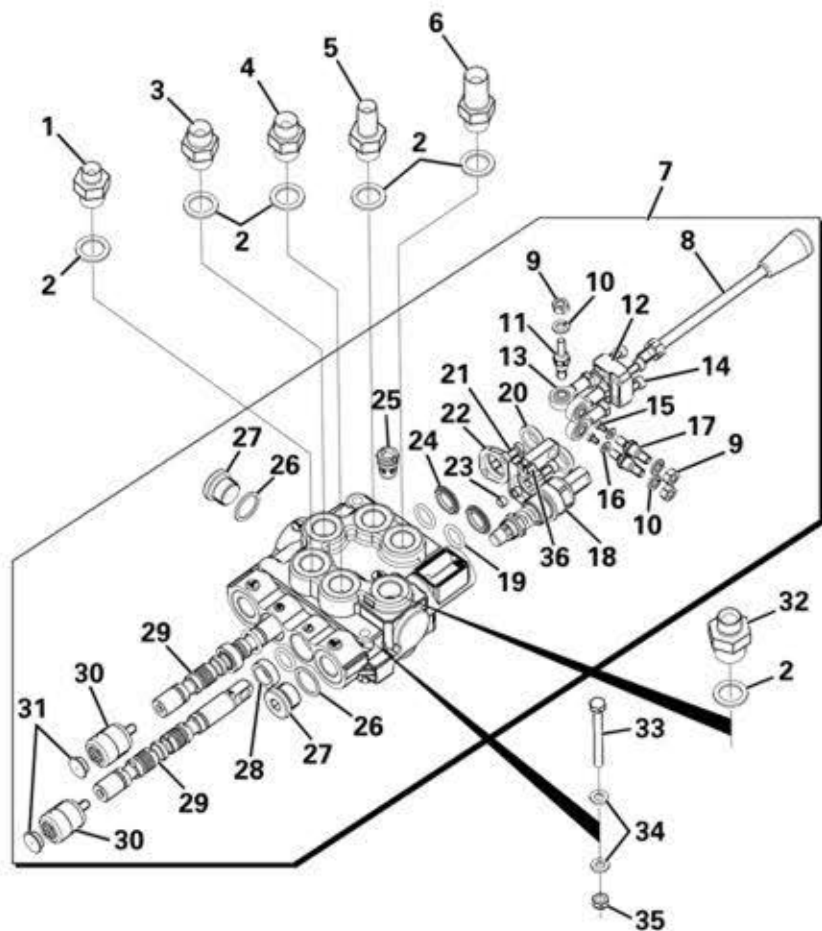
Item	Part No.	Description	Qty	U/M
	1	STEERING WHEEL	1.0	EA
	2	SPINNER KNOB	1.0	EA
	3	CENTRE CAP	1.0	EA
	* 4	NUT	1.0	EA
	5	WASHER	1.0	EA
	6	STEERING COLUMN	1.0	EA
	7	SET SCREW	4.0	EA
	8	SPRING WASHER	4.0	EA
	9	WASHER	4.0	EA
	10	STEERING PRIORITY VALVE	1.0	EA
		SEAL KIT	1.0	EA
	11	DOWTY WASHER	3.0	EA
	12	ADAPTOR	1.0	EA
	13	ADAPTOR	2.0	EA
	14	DOWTY WASHER	2.0	EA
	15	ADAPTOR	1.0	EA
	16	ADAPTOR	1.0	EA
	* 17	SPRING WASHER	1.0	EA

TIPPING VALVE ASSEMBLY



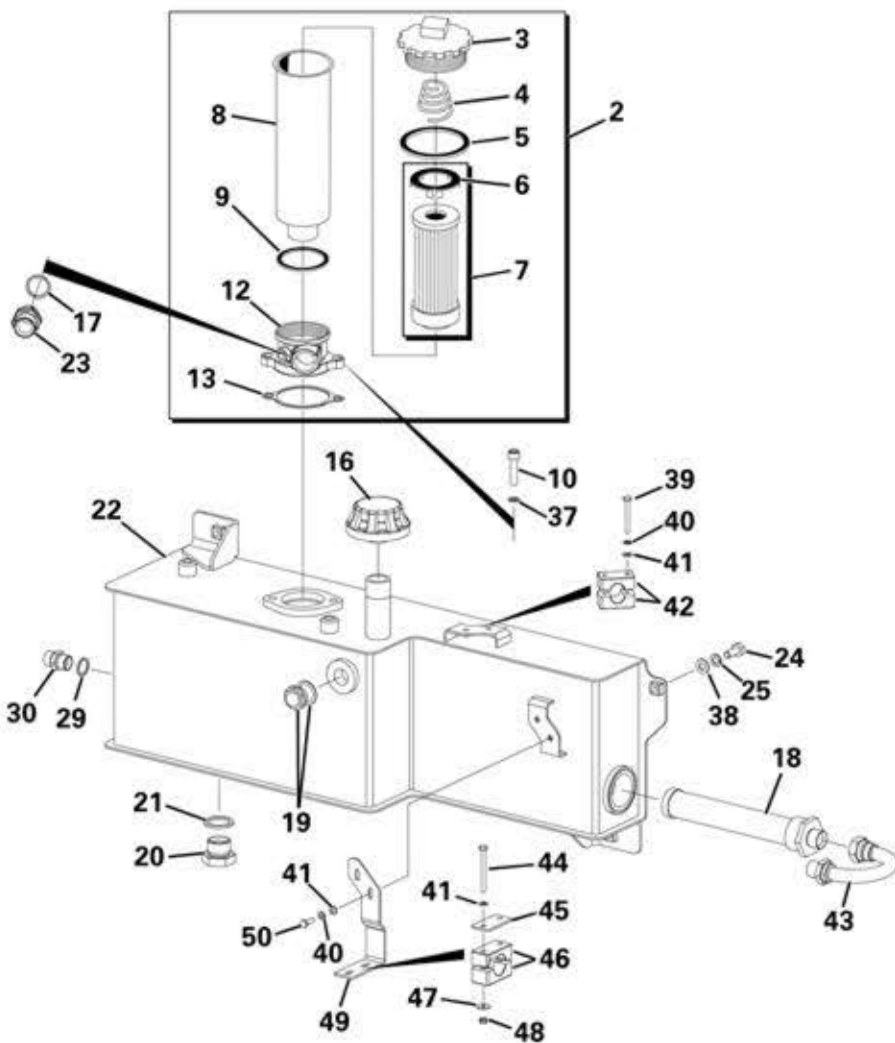
Item	Part No.	Description	Qty	U/M
1		ADAPTOR	1.0	EA
2		DOWTY WASHER	6.0	EA
3		ADAPTOR	1.0	EA
4		ADAPTOR	1.0	EA
5		ADAPTOR	1.0	EA
6		ADAPTOR	1.0	EA
7		TIPPING VALVE	1.0	EA
8		LEVER	1.0	EA
9		NUT	3.0	EA
10		SPRING WASHER	3.0	EA
11		SPOOL JOYSTICK	1.0	EA
12		PLATE JOYSTICK	1.0	EA
13		SWIVEL PIN	3.0	EA
14		SCREW	5.0	EA
15		SOCKET SCREW	2.0	EA
16		WASHER	2.0	EA
17		SPOOL JOYSTICK	2.0	EA
18		VALVE	1.0	EA
19		SEAL	4.0	EA

TIPPING VALVE ASSEMBLY



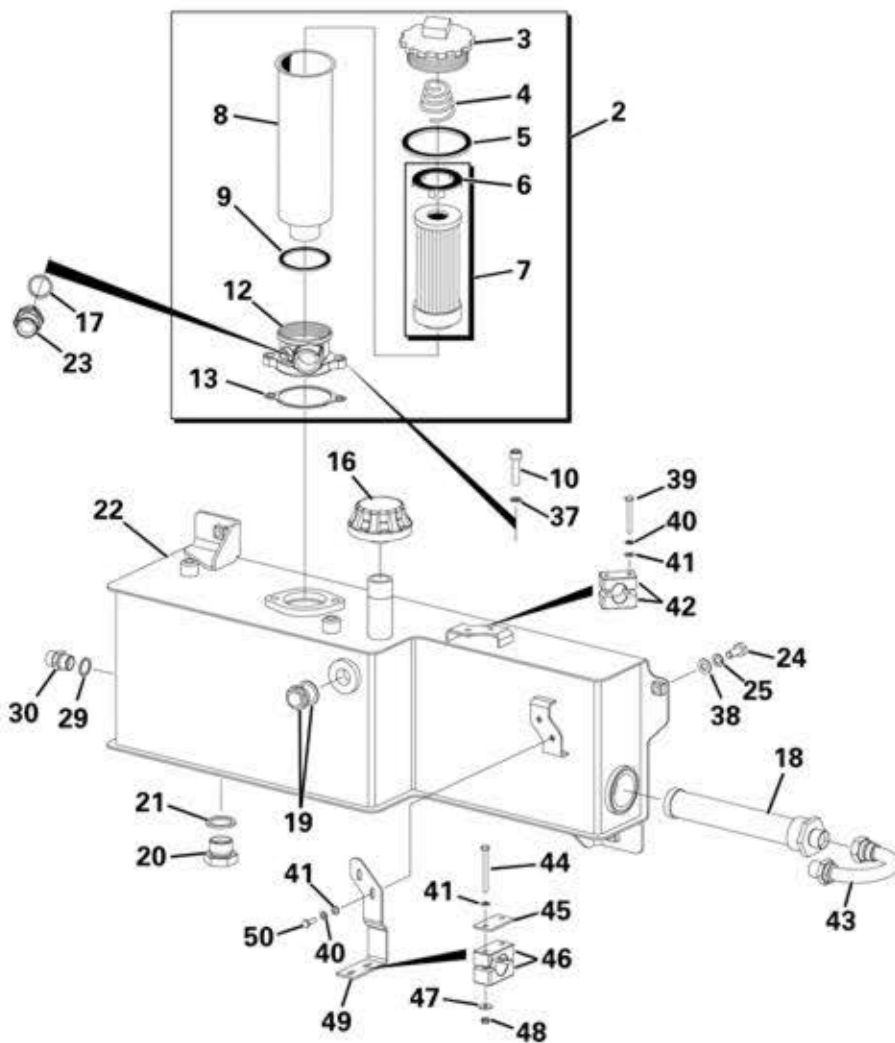
Item	Part No.	Description	Qty	U/M
20		SCRAPER	2.0	EA
21		ONE-SLOT SCREW	2.0	EA
22		FLANGED WASHER	1.0	EA
23		DOWEL BUSH	2.0	EA
24		FLANGED WASHER	2.0	EA
25		CHECK VALVE ASSEMBLY	1.0	EA
26		COPPER WASHER	3.0	EA
27		SCREW PLUG	3.0	EA
28		SPACER	1.0	EA
29		SPOOL	1.0	EA
30		POSITIONER	2.0	EA
31		PLUG	2.0	EA
32		ADAPTOR	1.0	EA
33		BOLT	2.0	EA
34		WASHER	4.0	EA
35		NYLOC NUT	2.0	EA
36		LEVER BASE	1.0	EA

HYDRAULIC TANK ASSEMBLY

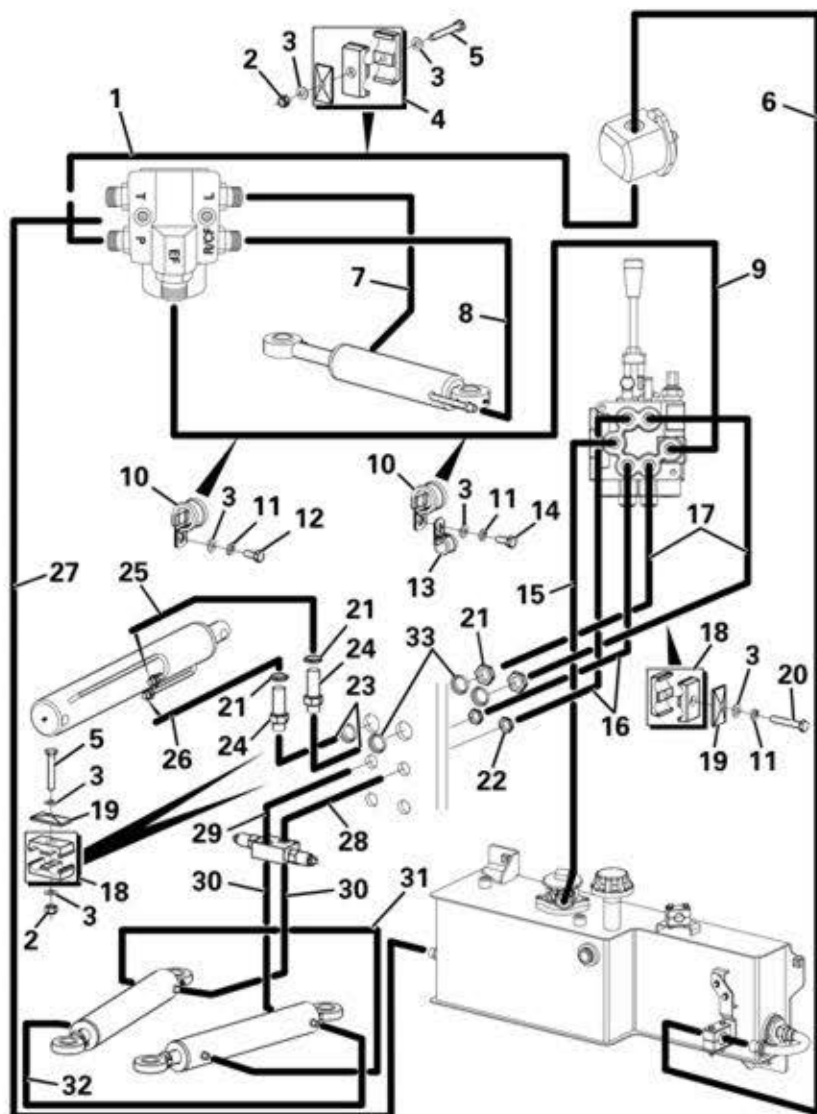


Item	Part No.	Description	Qty	U/M
*	2	FILLER/FILTER	1.0	EA
*	3	CAP	1.0	EA
	4	SPRING	1.0	EA
*	5	SEAL	1.0	EA
	6	FILTER CLIP	1.0	EA
	7	HYDRAULIC ELEMENT	1.0	EA
*	8	LOWER CASING	1.0	EA
*	9	SEAL	1.0	EA
*	10	CAP HEAD SCREW	2.0	EA
	12	FILTER HEAD	1.0	EA
*	13	GASKET	1.0	EA
*	16	FILLER / BREATHER	1.0	EA
	17	HYD SEAL	2.0	EA
	18	SUCTION STRAINER	1.0	EA

HYDRAULIC TANK ASSEMBLY



Item	Part No.	Description	Qty	U/M
*	19	LEVEL INDICATOR	1.0	EA
*	20	BLANKING PLUG	1.0	EA
*	21	DOWTY WASHER	1.0	EA
**	22	HYDRAULIC TANK	1.0	EA
	23	ADAPTOR	1.0	EA
*	24	SET SCREW	4.0	EA
*	25	SPRING WASHER	4.0	EA
	29	DOWTY WASHER	1.0	EA
	30	ADAPTOR	1.0	EA
*	37	COPPER WASHER	2.0	EA
*	38	WASHER	4.0	EA
*	39	BOLT	2.0	EA
*	40	SPRING WASHER	4.0	EA
*	41	WASHER	6.0	EA
*	42	STAUFF CLAMP	1.0	EA
*	43	SWEPT ELBOW	1.0	EA
*	44	BOLT	2.0	EA
*	45	COVER PLATE	1.0	EA
*	46	HOSE CLAMP	1.0	EA
*	47	HEAVY DUTY WASHER	2.0	EA
*	48	NYLOC NUT	2.0	EA
*	49	STAUFF CLAMP BRACKET	1.0	EA
*	50	SET SCREW	2.0	EA

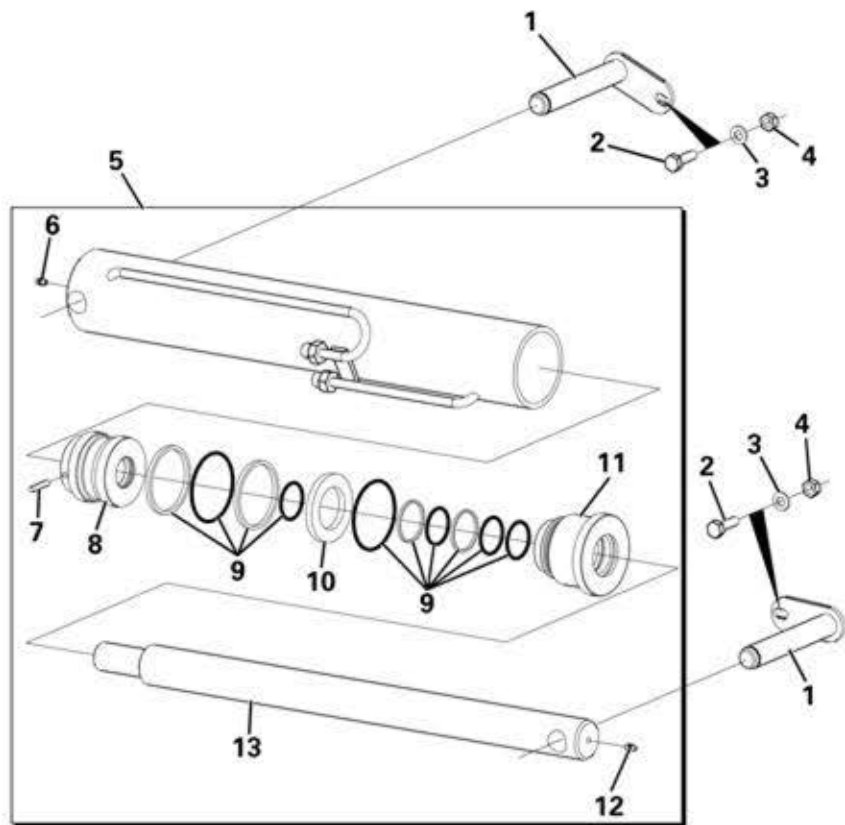


HYDRAULIC CIRCUIT

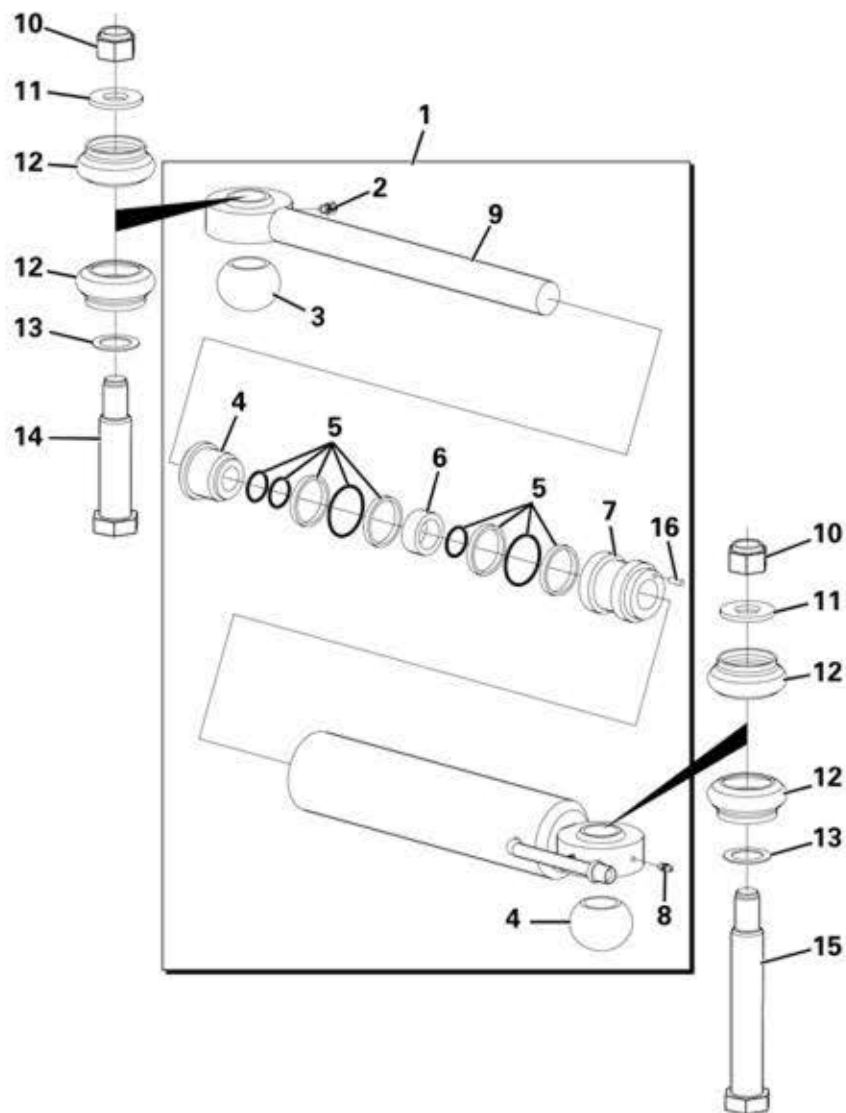
Item	Part No.	Description	Qty	U/M
	1	HOSE	1.0	EA
	2	NYLOC NUT	3.0	EA
	3	WASHER	9.0	EA
	4	PIPE CLAMP	1.0	EA
	5	BOLT	3.0	EA
	* 6	HOSE	1.0	EA
	7	HOSE	1.0	EA
	8	HOSE	1.0	EA
	9	HOSE	1.0	EA
	10	P CLIP	2.0	EA
	11	SPRING WASHER	3.0	EA
	12	SET SCREW	1.0	EA
	13	P CLIP	1.0	EA
	14	SET SCREW	1.0	EA
	15	HOSE	1.0	EA
	16	HOSE	2.0	EA
	17	HOSE	2.0	EA
	18	CLAMP	3.0	EA
	19	CLAMP COVER PLATE	3.0	EA
	20	BOLT	1.0	EA
	21	LOCKNUT	4.0	EA
	22	LOCKNUT	2.0	EA
	23	HOSE	2.0	EA
	24	ADAPTOR	2.0	EA
	25	HOSE	1.0	EA
	26	HOSE	1.0	EA
	27	HOSE	1.0	EA
	28	HOSE	1.0	EA
	29	HOSE	1.0	EA
	30	HOSE	2.0	EA
	31	HOSE	1.0	EA
	32	HOSE	1.0	EA
	* 33	SCHNORR WASHER	4.0	EA

TIPPING RAM ASSEMBLY

Item	Part No.	Description	Qty	U/M
1		PIVOT PIN	2.0	EA
2		SET SCREW	2.0	EA
3		HEAVY DUTY WASHER	2.0	EA
4		PHILIDAS NUT	2.0	EA
5		TIPPING RAM	1.0	EA
6		GREASE NIPPLE	1.0	EA
7		GRUB SCREW	1.0	EA
8		PISTON HEAD	1.0	EA
9		SEAL KIT	1.0	EA
10		SPACER	1.0	EA
11		GLAND	1.0	EA
12		GREASE NIPPLE	1.0 </td <td>EA</td>	EA
13		ROD ASSEMBLY	1.0	EA

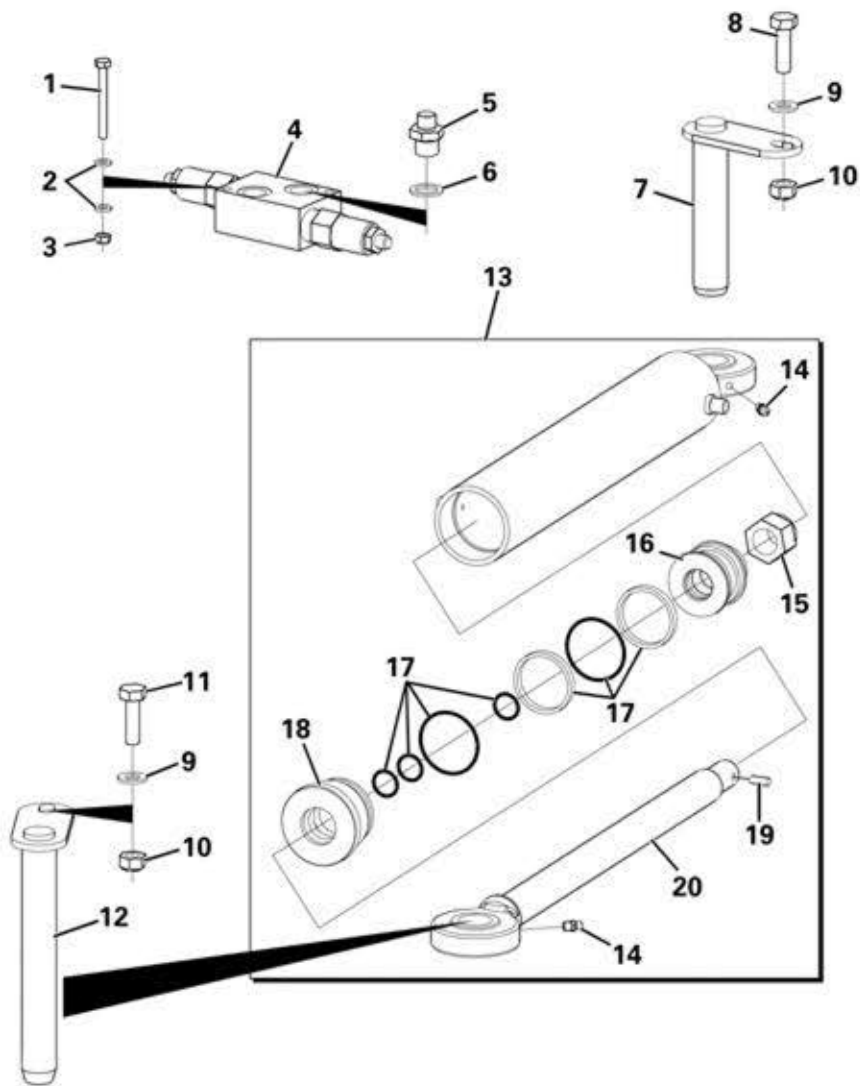


STEERING RAM ASSEMBLY



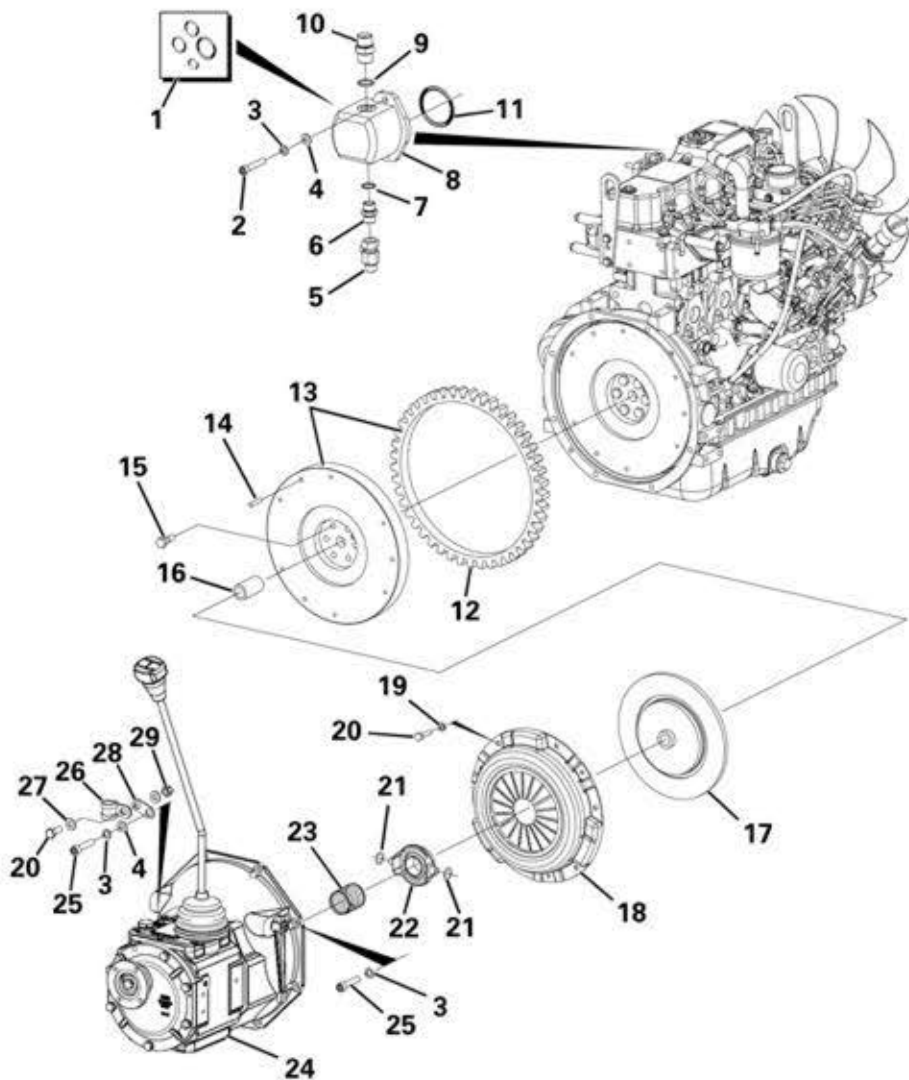
Item	Part No.	Description	Qty	U/M
1		STEERING RAM	1.0	EA
2		GREASE NIPPLE	1.0	EA
3		SPHERICAL BEARING	2.0	EA
4		GLAND	1.0	EA
5		SEAL KIT	1.0	EA
6		SPACER	1.0	EA
7		PISTON HEAD	1.0	EA
8		GREASE NIPPLE	1.0	EA
9		ROD ASSEMBLY	1.0	EA
10		PHILIDAS NUT	2.0	EA
11		HEAVY DUTY WASHER	2.0	EA
12		RAM DUST SEAL	4.0	EA
13		WASHER	2.0	EA
14		PIVOT BOLT	1.0	EA
15		PIVOT BOLT	1.0	EA
16		SCREW	1.0	EA

SLEW RAM ASSEMBLY

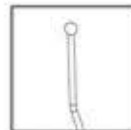


Item	Part No.	Description	Qty	U/M
1		BOLT	2.0	EA
2		WASHER	4.0	EA
3		NYLOC NUT	2.0	EA
4		DUAL CROSS LINE RELIEF VALVE	1.0	EA
5		ADAPTOR	4.0	EA
6		DOWTY WASHER	4.0	EA
7		PIVOT PIN	2.0	EA
8		BOLT	2.0	EA
9		HEAVY DUTY WASHER	4.0	EA
10		PHILIDAS NUT	4.0	EA
11		SET SCREW	2.0	EA
12		PIVOT PIN	2.0	EA
13		SLEW RAM	2.0	EA
14		GREASE NIPPLE	2.0	EA
15		CASTLE NUT	1.0	EA
16		PISTON HEAD	1.0	EA
17		SEAL KIT	1.0	EA
18		GLAND	1.0	EA
19		COTTER PIN	1.0	EA
20		ROD ASSEMBLY	1.0	EA

CLUTCH ASSEMBLY & HYD. PUMP



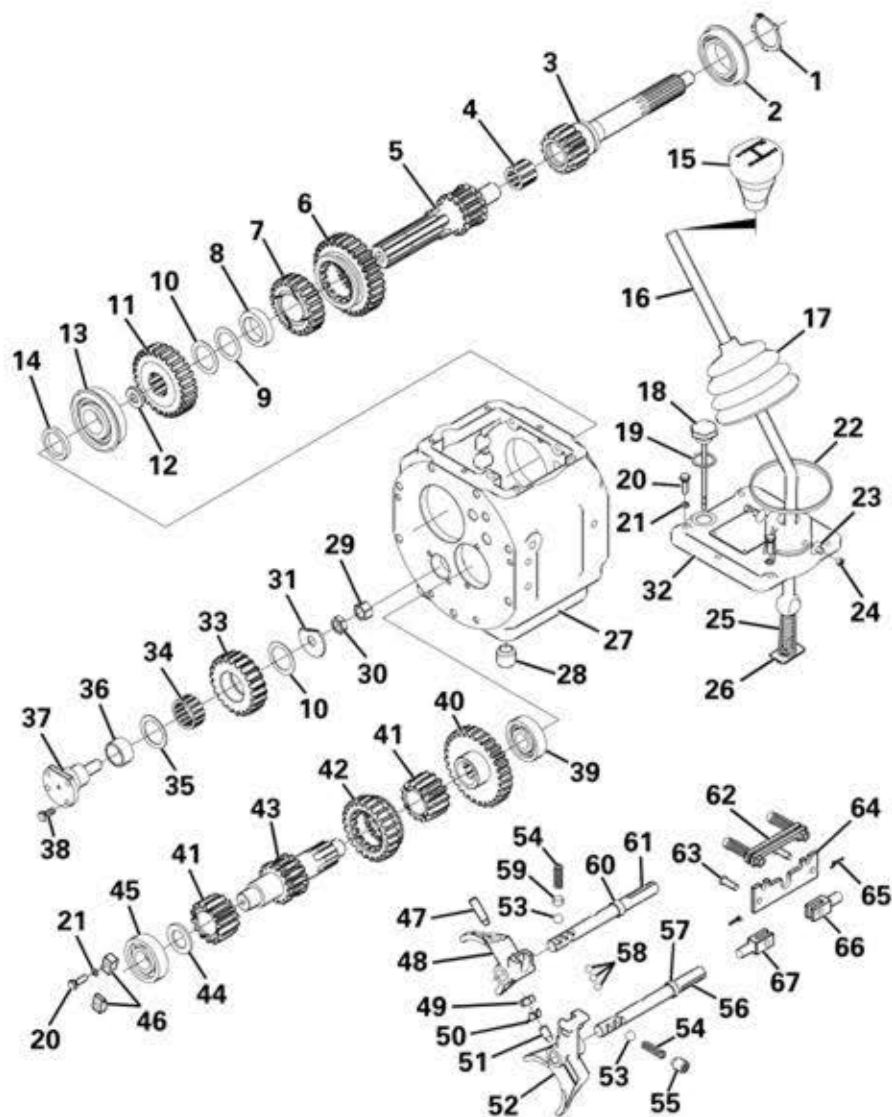
Item	Part No.	Description	Qty	U/M
	1	SEAL KIT	1.0	EA
*	2	SOCKET HEAD CAP SCREW	2.0	EA
	3	SPRING WASHER	10.0	EA
	4	WASHER	10.0	EA
	5	PRESSURE TEST POINT ADAPTOR	1.0	EA
*	6	ADAPTOR	1.0	EA
*	7	DOWTY WASHER	1.0	EA
*	8	GEAR PUMP	1.0	EA
	9	DOWTY WASHER	1.0	EA
	10	ADAPTOR	1.0	EA
	11	O RING	1.0	EA
	12	RING GEAR	1.0	EA
	13	FLYWHEEL ASSEMBLY	1.0	EA
	14	DOWEL	3.0	EA
	15	BOLT	6.0	EA
	16	BUSH	1.0	EA
	17	CLUTCH DRIVE PLATE	1.0	EA
	18	CLUTCH COVER ASSY	1.0	EA
	19	SPRING WASHER	6.0	EA
*	20	SET SCREW	7.0	EA
	21	SPRING RETAINERS	2.0	EA
	22	RELEASE BEARING	1.0	EA
	23	PRE-TENSIONER SPRING	1.0	EA
*	24	GEARBOX	1.0	EA
	25	CAP HEAD SCREW	8.0	EA
	26	P CLIP	1.0	EA
*	27	WASHER	2.0	EA
*	28	HANDBRAKE CABLE P-CLIP SPACER	1.0	EA
*	29	NYLOC NUT	1.0	EA



NEWAGE GEARBOX
SEE MODIFIED &
ADDITIONAL PARTS PAGES

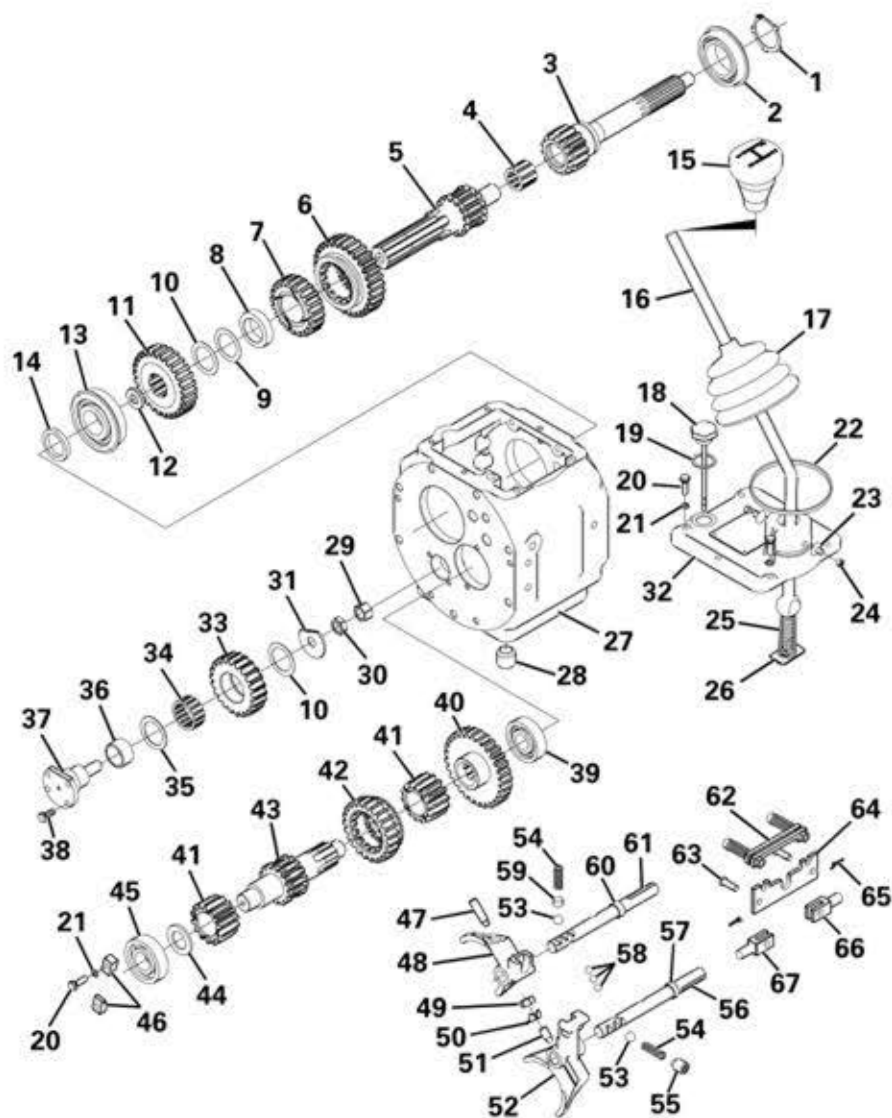


DANA GEARBOX
SEE GAERBOX PAGES



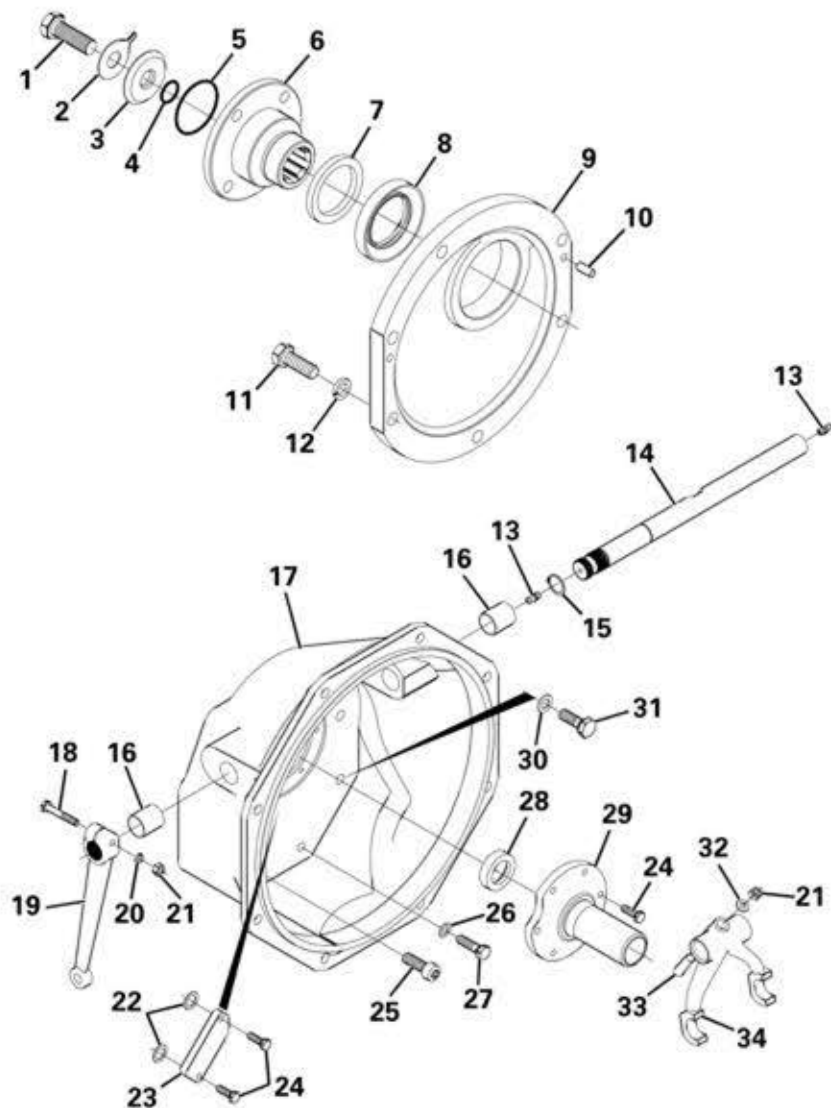
GEARBOX - INTERNAL

Item	Part No.	Description	Qty	U/M
	1	CIRCLIP	1.0	EA
	2	BEARING	1.0	EA
	3	SHAFT	1.0	EA
	4	NEEDLE BEARING	1.0	EA
	5	SHAFT	1.0	EA
	6	GEAR	1.0	EA
	7	GEAR	1.0	EA
	8	SPACER	1.0	EA
	9	SHIM	1.0	EA
	10	SHIM	2.0	EA
	11	GEAR	1.0	EA
	12	SPACER	1.0	EA
	13	BALL BEARING	1.0	EA
	14	SPACER	1.0	EA
	15	KNOB	1.0	EA
	16	LEVER	1.0	EA
	17	RUBBER BOOT	1.0	EA
	18	DIPSTICK	1.0	EA
	19	SEAL WASHER	1.0	EA
	20	HEXAGON BOLT	8.0	EA
	21	SPRING WASHER	8.0	EA
	22	CLIP	1.0	EA
	23	PIN	2.0	EA
	24	BOLT	2.0	EA
	25	SPRING	1.0	EA
	26	STOP	1.0	EA
	27	HOUSING	1.0	EA
	28	PLUG	1.0	EA
	29	NUT	1.0	EA
	30	NUT	1.0	EA
	31	WASHER	1.0	EA
	32	GEAR CHANGE COVER	1.0	EA
	33	GEAR	1.0	EA
	34	NEEDLE BEARING	1.0	EA



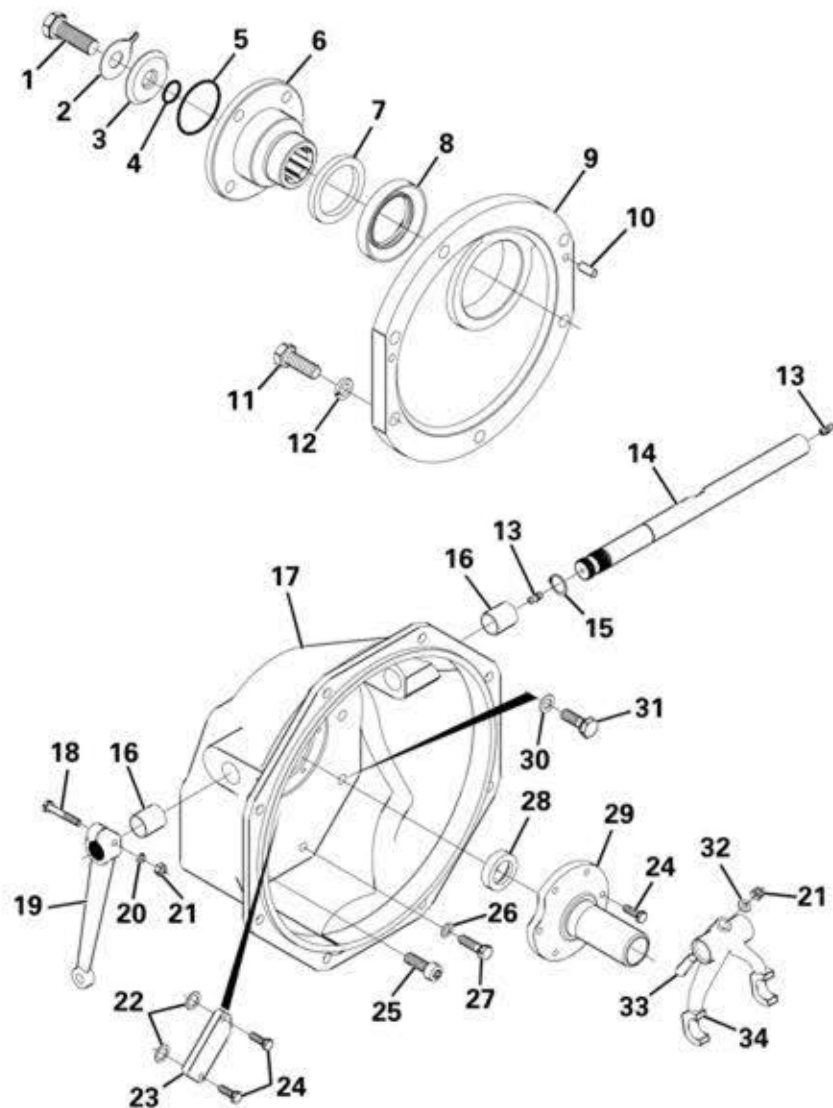
GEARBOX - INTERNAL

Item	Part No.	Description	Qty	U/M
	35	WASHER	1.0	EA
	36	BUSHING	1.0	EA
	37	PIN	1.0	EA
	38	HEXAGON BOLT	4.0	EA
	39	BEARING	1.0	EA
	40	GEAR	1.0	EA
	41	GEAR	2.0	EA
	42	GEAR	1.0	EA
	43	SHAFT	1.0	EA
	44	WASHER	1.0	EA
	45	BALL BEARING	1.0	EA
	46	PIN	1.0	EA
	47	BOLT	1.0	EA
	48	FORK	1.0	EA
	49	NUT	1.0	EA
	50	STOP	1.0	EA
	51	BOLT	1.0	EA
	52	FORK	1.0	EA
	53	DETEND BALL	2.0	EA
	54	SPRING	2.0	EA
	55	BOLT	1.0	EA
	56	BAR	1.0	EA
	57	SPACER	1.0	EA
	58	DETEND BALL	3.0	EA
	59	PIN	1.0	EA
	60	SPACER	1.0	EA
	61	BAR	1.0	EA
	62	FORK LEVER PLATE	1.0	EA
	63	PIN	2.0	EA
	64	SHEET	1.0	EA
	65	SPLIT PIN	2.0	EA
	66	FORK	1.0	EA
	67	FORK	1.0	EA



GEARBOX - INPUT & OUTPUT

Item	Part No.	Description	Qty	U/M
1	-	HEXAGON BOLT	1.0	EA
2	-	STOP	1.0	EA
3	-	WASHER	1.0	EA
4	-	O-RING	1.0	EA
5	-	O-RING	1.0	EA
6	-	FLANGE	1.0	EA
7	-	COVER PLATE	1.0	EA
8	-	SEAL	1.0	EA
9	-	GEAR CHANGE COVER	1.0	EA
10	-	DOWEL	2.0	EA
11	-	BOLT	6.0	EA
12	-	SPRING WASHER	6.0	EA
13	-	GREASE FITTING	2.0	EA
14	-	BAR	1.0	EA
15	-	CIRCLIP	1.0	EA
16	-	BUSHING	2.0	EA
17	-	HOUSING	1.0	EA

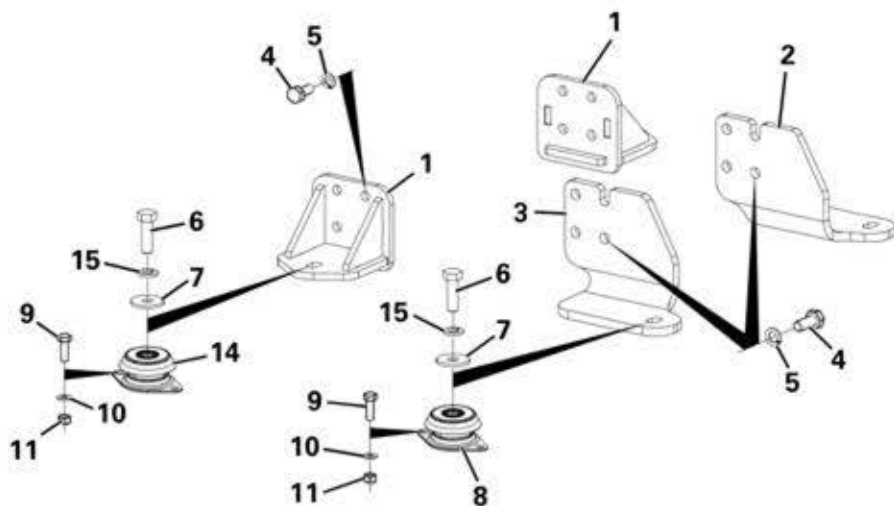


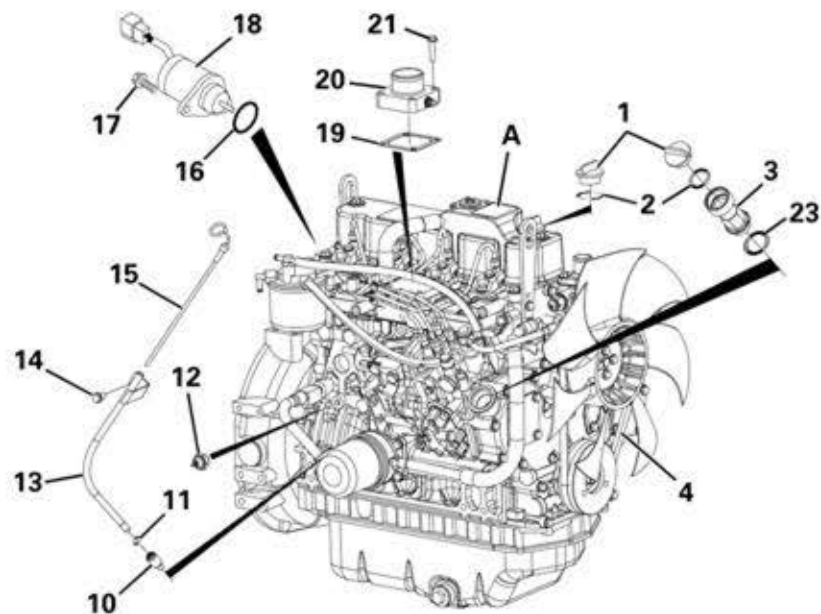
GEARBOX - INPUT & OUTPUT

Item	Part No.	Description	Qty	U/M
18		HEXAGON BOLT	1.0	EA
19		LEVER	1.0	EA
20		SPRING WASHER	1.0	EA
21		NUT	2.0	EA
22		WASHER	2.0	EA
23		SHEET	1.0	EA
24		HEXAGON BOLT	8.0	EA
25		CYLINDER BOLT	3.0	EA
26		LOCK WASHER	2.0	EA
27		BOLT	2.0	EA
28		SEAL	1.0	EA
29		SUPPORT	1.0	EA
30		LOCK WASHER	3.0	EA
31		HEXAGON BOLT	3.0	EA
32		LOCK WASHER	1.0	EA
33		PIN	1.0	EA
34		FORK	1.0	EA

ENGINE MOUNTINGS

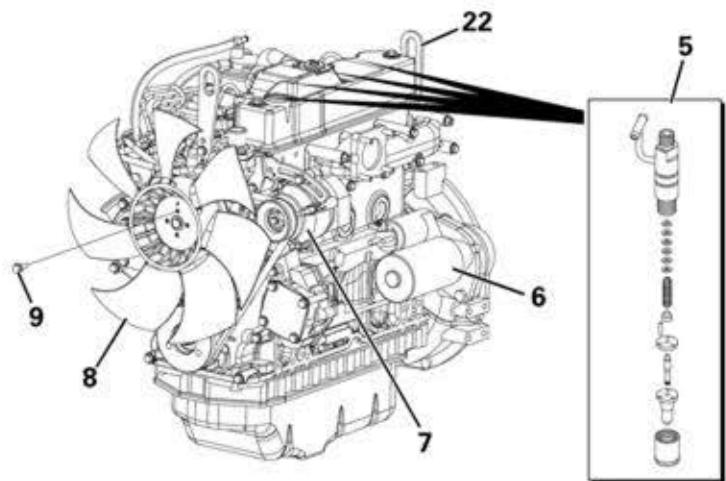
Item	Part No.	Description	Qty	U/M
*	1	FRONT ENGINE MOUNT ASSY	2.0	EA
*	2	REAR ENGINE MOUNT RH	1.0	EA
*	3	REAR ENGINE MOUNT LH	1.0	EA
	4	SET SCREW	16.0	EA
	5	SPRING WASHER	16.0	EA
*	6	SET SCREW	4.0	EA
	7	HEAVY DUTY WASHER	4.0	EA
*	8	ENGINE MOUNT (REAR)	2.0	EA
	9	SET SCREW	8.0	EA
	10	PLAIN WASHER	8.0	EA
	11	PHILIDAS NUT	8.0	EA
*	14	ENGINE MOUNT (FRONT)	2.0	EA
*	15	SPRING WASHER	4.0	EA





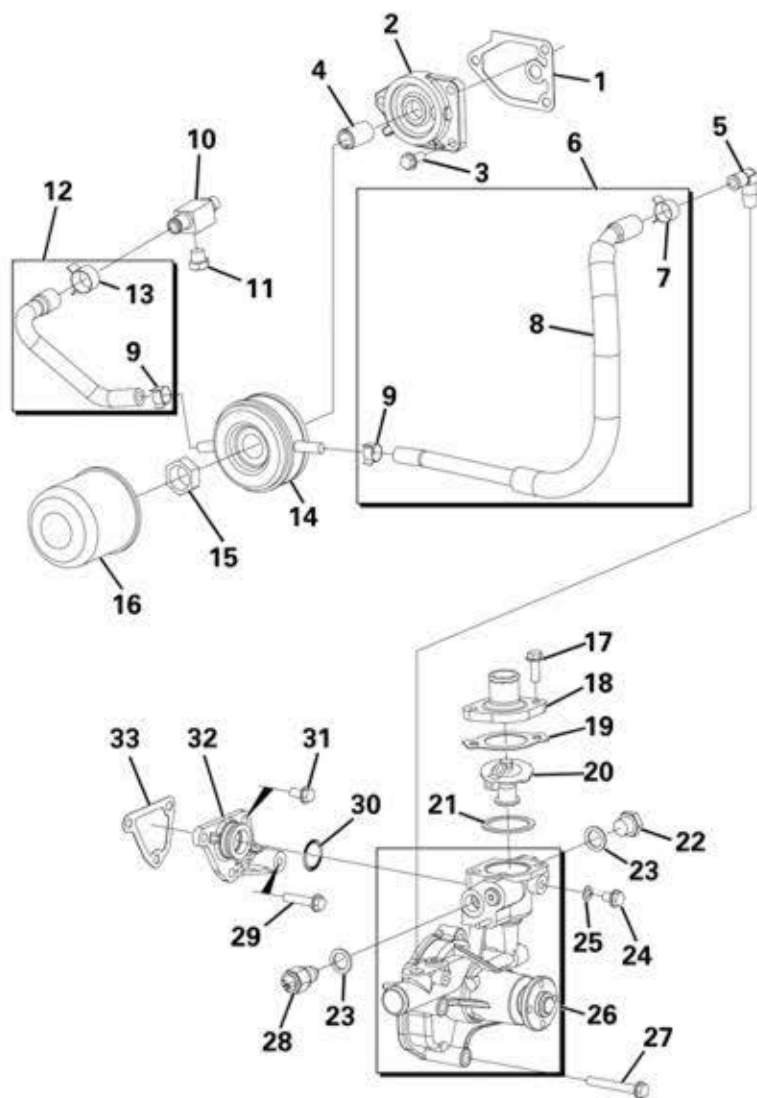
ENGINE - ACCESSORIES

Item	Part No.	Description	Qty	U/M
A		ENGINE	1.0	EA
1		CAP	2.0	EA
2		O RING	2.0	EA
3		PIPE ASSY	1.0	EA
4		BELT	1.0	EA
5		VALVE ASSEMBLY	3.0	EA
6		STARTER MOTOR	1.0	EA
7		GENERATOR	1.0	EA
8		FAN	1.0	EA
9		BOLT	4.0	EA
10		DIPSTICK GUIDE	1.0	EA
11		O RING	1.0	EA
12		OIL PRESSURE SWITCH	1.0	EA
13		GUIDE DIPSTICK	1.0	EA
14		BOLT	1.0	EA
15		DIPSTICK LUB OIL	1.0	EA
16		O RING	1.0	EA
17		BOLT	2.0	EA
18		STOP SOLENOID	1.0	EA
19		GASKET	1.0	EA
20		HEATER	1.0	EA
21		BOLT	4.0	EA
22		ENGINE LIFTING EYE	1.0	EA
23		O RING	1.0	EA



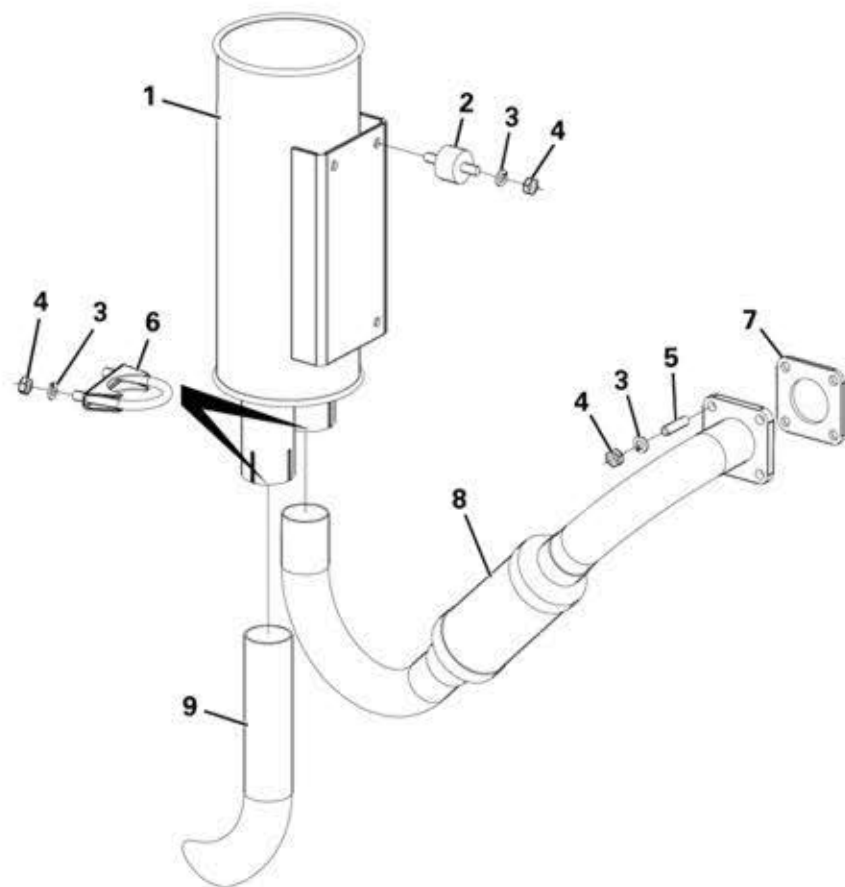
ENGINE OIL COOLER

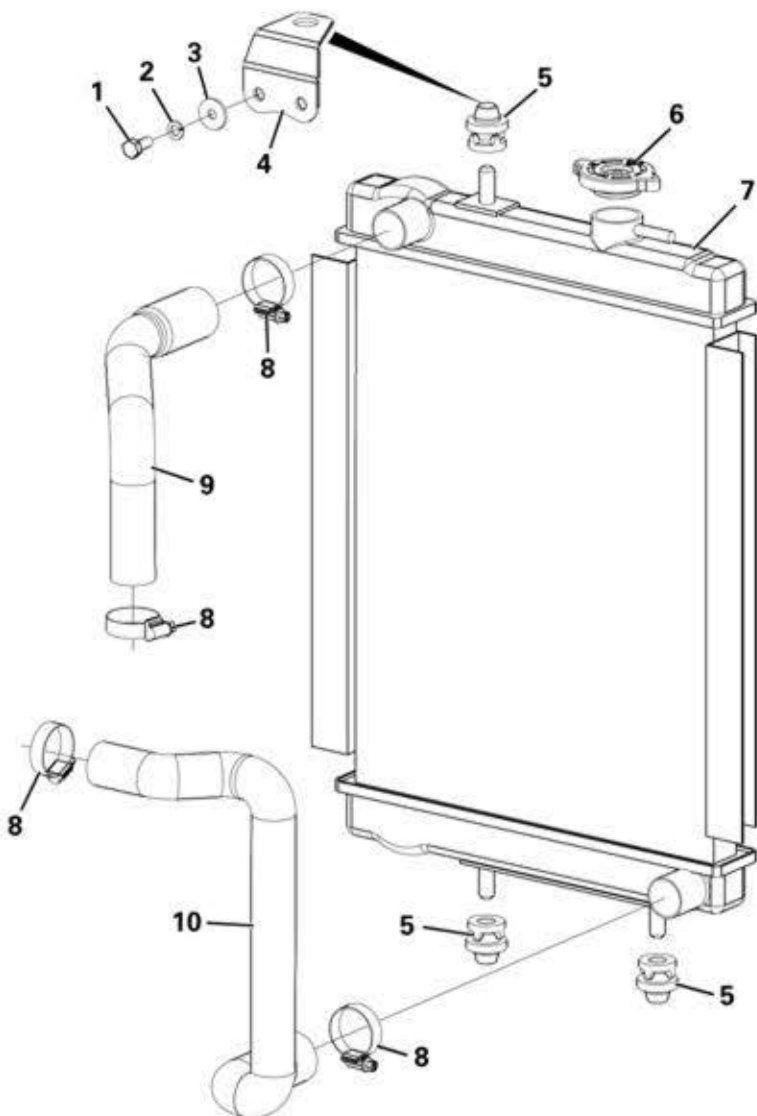
Item	Part No.	Description	Qty	U/M
1		GASKET	1.0	EA
2		BRACKET FILTER	1.0	EA
3		BOLT	3.0	EA
4		STUD	1.0	EA
5		ELBOW	1.0	EA
6		PIPE ASSEMBLY	1.0	EA
7		CLAMP	1.0	EA
8		PIPE PROTECTOR	1.0	EA
9		CLAMP	2.0	EA
10		JOINT	1.0	EA
11		DRAIN PLUG	1.0	EA
12		PIPE COOLER IN	1.0	EA
13		CLAMP	1.0	EA
14		OIL COOLER ASSEMBLY	1.0	EA
15		NUT	1.0	EA
16		OIL FILTER	1.0	EA
17		BOLT	2.0	EA
18		THERMOSTAT COVER	1.0	EA
19		GASKET	1.0	EA
20		THERMOSTAT	1.0	EA
21		GASKET	1.0	EA
22		PLUG	1.0	EA
23		GASKET	2.0	EA
24		BOLT	1.0	EA
25		GASKET	1.0	EA
26		WATER PUMP ASSEMBLY	1.0	EA
27		BOLT	3.0	EA
28		WATER TEMP SENDER	1.0	EA
29		BOLT	1.0	EA
30		O RING	1.0	EA
31		BOLT	3.0	EA
32		JOINT	1.0	EA
33		GASKET	1.0	EA



EXHAUST SYSTEM

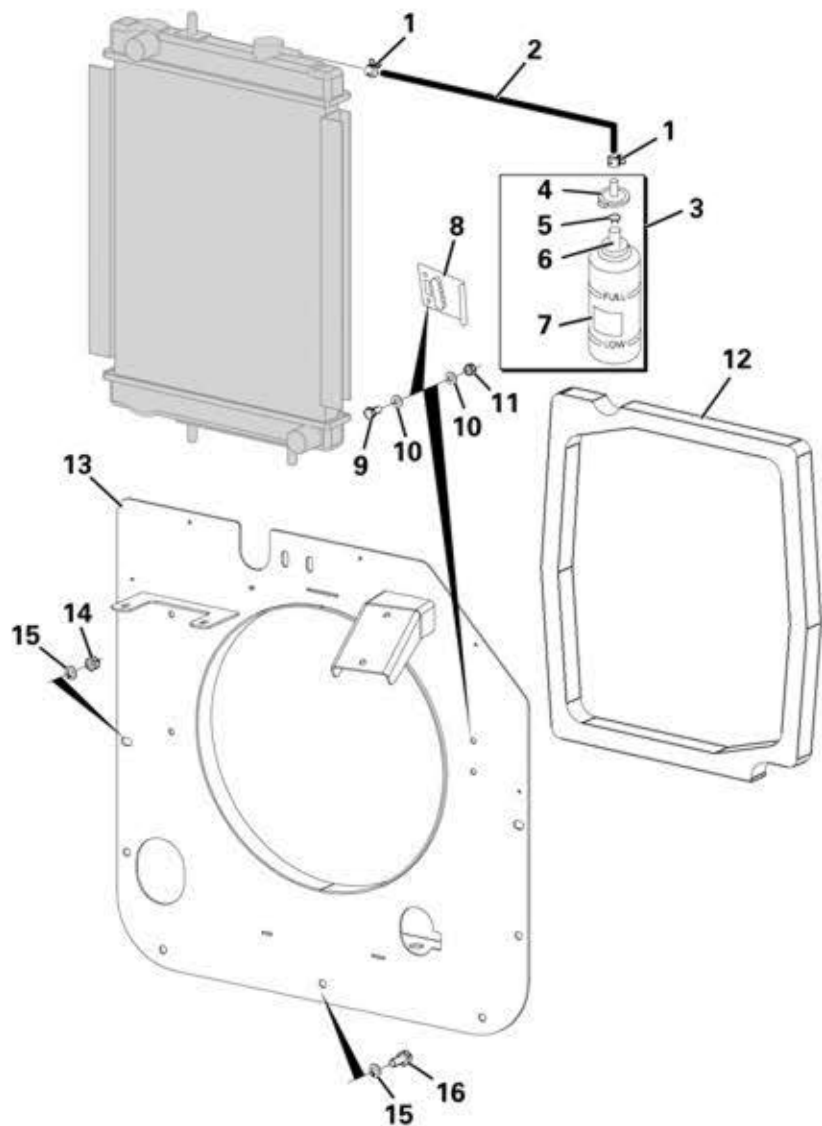
Item	Part No.	Description	Qty	U/M
1		SILENCER	1.0	EA
2		RUBBER BUFFER	3.0	EA
3		SPRING WASHER	11.0	EA
4		NUT	11.0	EA
5		STUD	4.0	EA
6		EXHAUST CLAMP	2.0	EA
7		GASKET	1.0	EA
8		EXHAUST PIPE	1.0	EA
9		EXHAUST TAIL PIPE	1.0	EA





RADIATOR ASSEMBLY

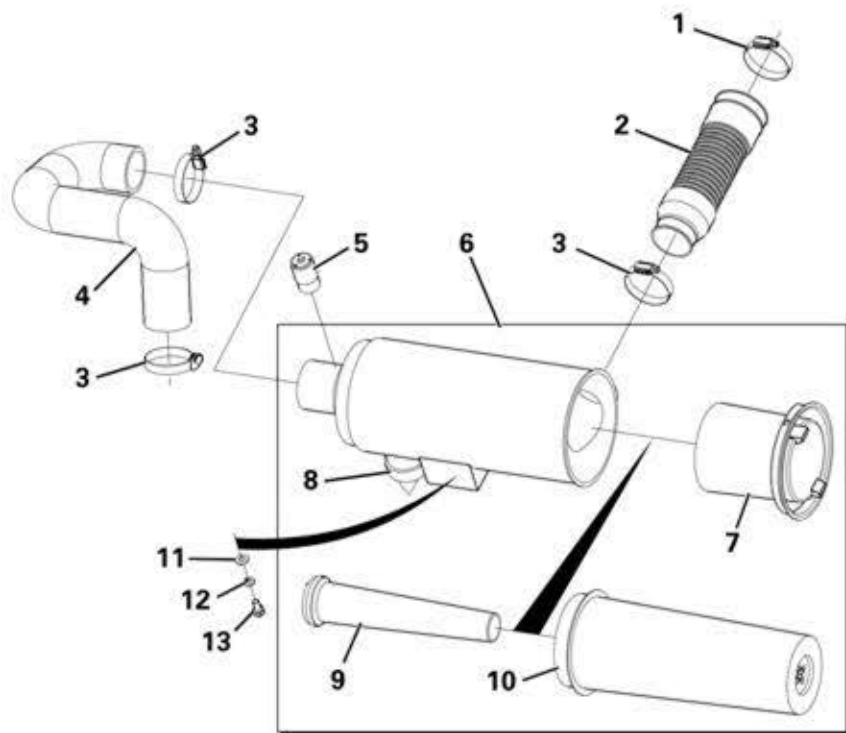
Item	Part No.	Description	Qty	U/M
1		SET SCREW	2.0	EA
2		SPRING WASHER	2.0	EA
3		HEAVY DUTY WASHER	2.0	EA
* 4		RADIATOR SUPPORT BRKT	1.0	EA
* 5		RADIATOR MTG RUBBER	3.0	EA
6		RADIATOR CAP	1.0	EA
7		RADIATOR	1.0	EA
8		JUBILEE CLIP	4.0	EA
9		TOP RAD HOSE	1.0	EA
10		BTM RAD HOSE	1.0	EA



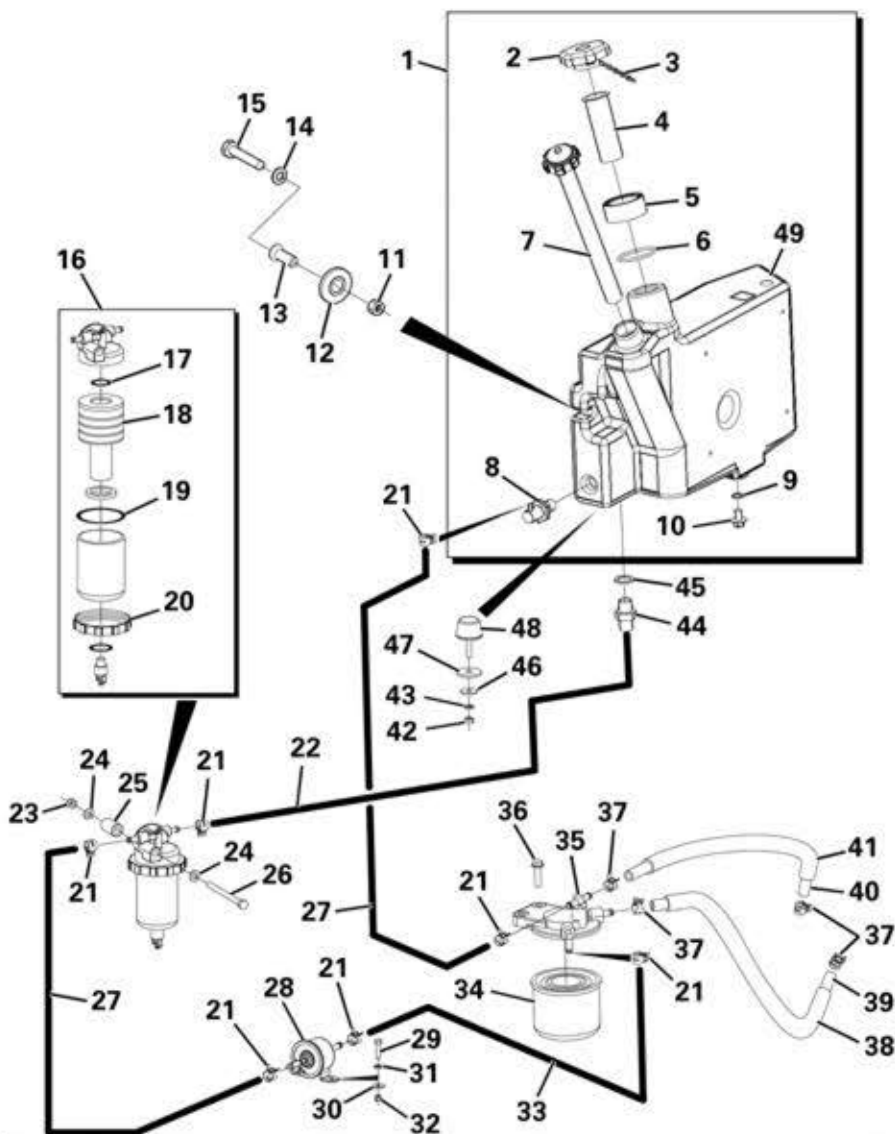
RADIATOR COWL & FIXINGS

Item	Part No.	Description	Qty	U/M
1		SPRING BAND CLAMP	2.0	EA
2		RADIATOR OVERFLOW PIPE	1.0	EA
3		TANK ASSEMBLY	1.0	EA
4		CAP	1.0	EA
5		CLAMP	1.0	EA
6		PIPE	1.0	EA
7		TANK	1.0	EA
8		BRACKET SUB-TANK	1.0	EA
9		SET SCREW	2.0	EA
10		WASHER	4.0	EA
11		NYLOC NUT	2.0	EA
* 12		RADIATOR SEAL	1.0	EA
* 13		RADIATOR COWL	1.0	EA
14		NUT	2.0	EA
15		SPRING WASHER	7.0	EA
16		SET SCREW	5.0	EA

AIR CLEANER ASSEMBLY

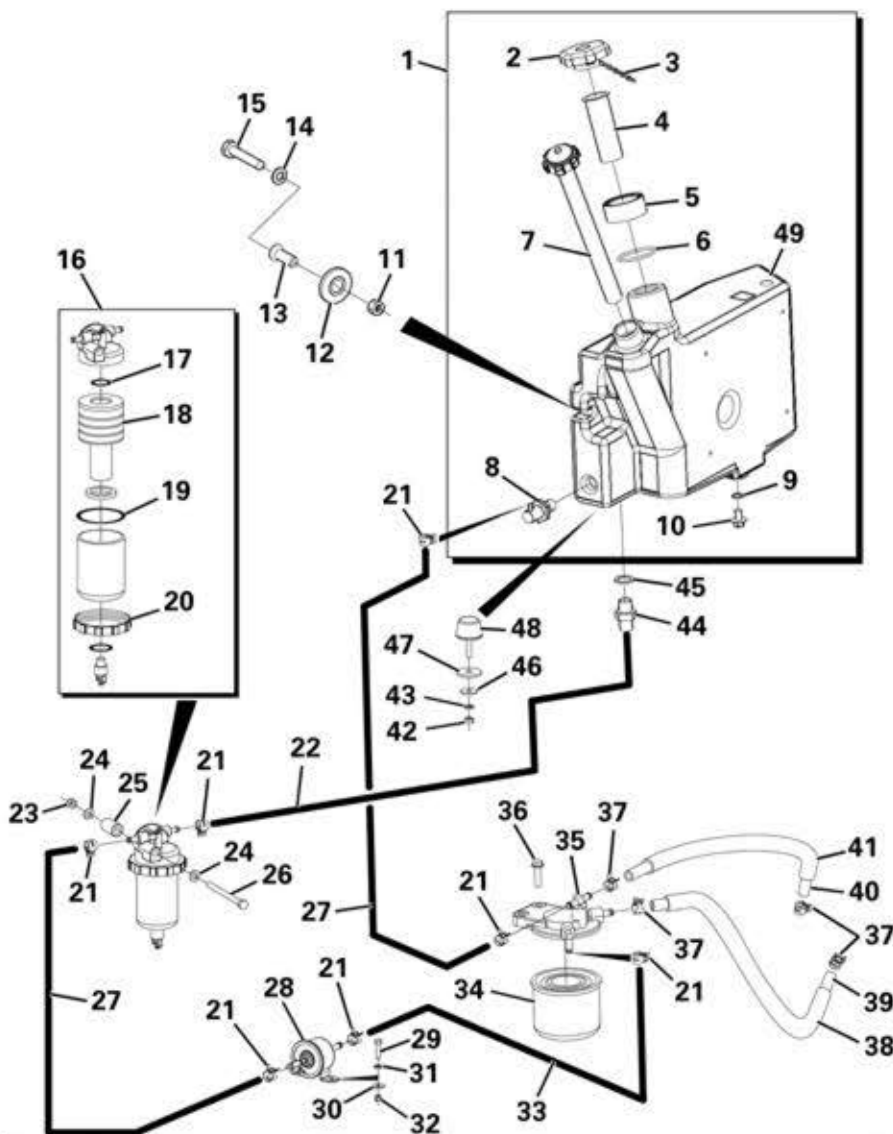


Item	Part No.	Description	Qty	U/M
1		JUBILEE CLIP	1.0	EA
2		FLEXIBLE AIR CLEANER HOSE	1.0	EA
3		JUBILEE CLIP	3.0	EA
4		AIR CLEANER HOSE	1.0	EA
5		RESTRICTION INDICATOR	1.0	EA
6		AIR CLEANER	1.0	EA
7		COVER ASSEMBLY	1.0	EA
8		VALVE	1.0	EA
9		INNER FILTER	1.0	EA
10		OUTER FILTER	1.0	EA
11		WASHER	2.0	EA
12		SPRING WASHER	2.0	EA
13		SET SCREW	2.0	EA



FUEL TANK ASSEMBLY

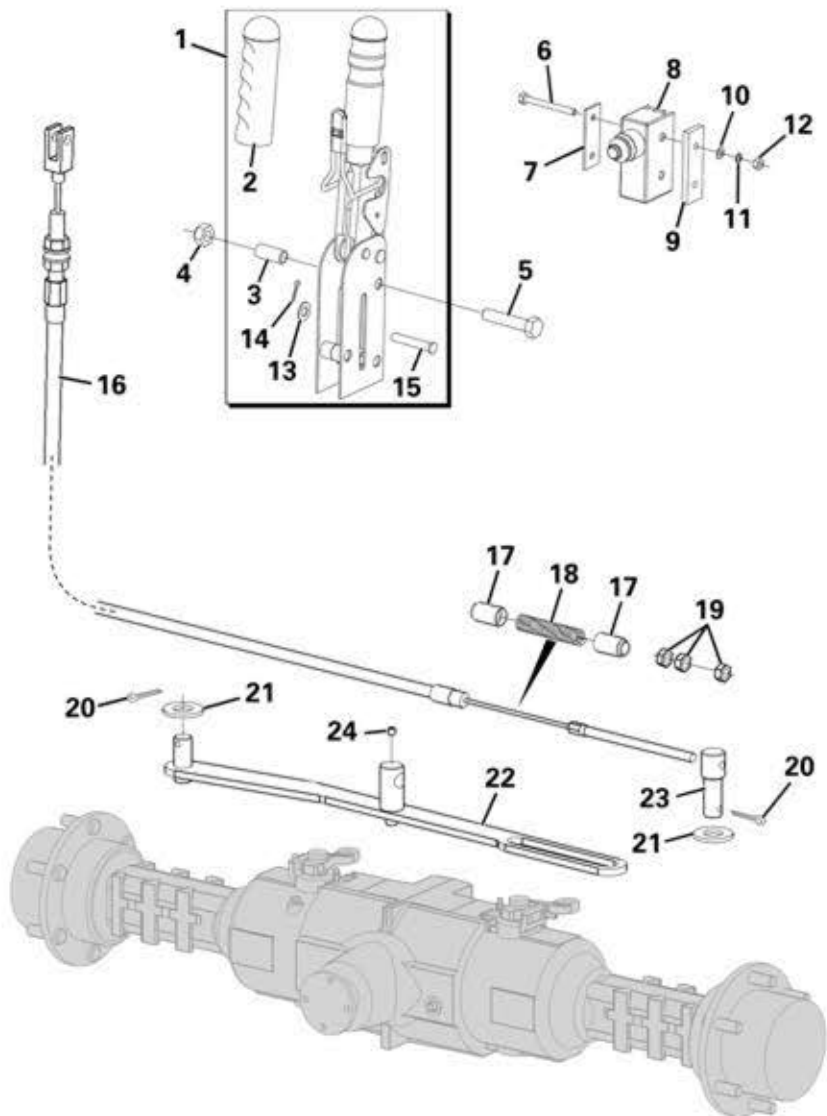
Item	Part No.	Description	Qty	U/M
	1	FUEL TANK ASSY	1.0	EA
	2	FUEL FILLER CAP	1.0	EA
	3	FILLER CAP CHAIN	1.0	EA
	4	STRAINER	1.0	EA
	5	FILLER CAP COLLAR	1.0	EA
	6	O RING	1.0	EA
	7	LEVEL GAUGE	1.0	EA
	8	FUEL RETURN ELBOW	1.0	EA
	9	O RING	1.0	EA
	10	DRAIN PLUG	1.0	EA
	11	NUT	2.0	EA
	12	RUBBER BACKED WASHER	2.0	EA
	13	TANK SPACER	2.0	EA
	14	H/DUTY WASHER	2.0	EA
	15	BOLT	2.0	EA
	16	SEPERATOR ASSEMBLY	1.0	EA
	17	O RING	1.0	EA
	18	ELEMENT	1.0	EA
	19	O RING	1.0	EA
	20	RING	1.0	EA
	21	SPRING BAND CLAMP	7.0	EA
	22	FUEL HOSE	1.0	EA
	23	NYLOC NUT	1.0	EA
	24	WASHER	2.0	EA
	25	SPACER TUBE	1.0	EA



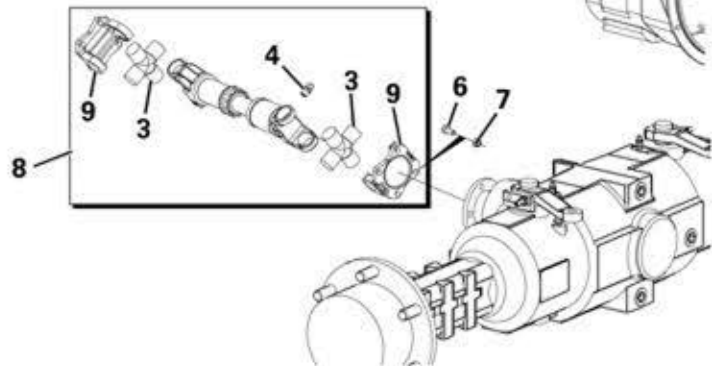
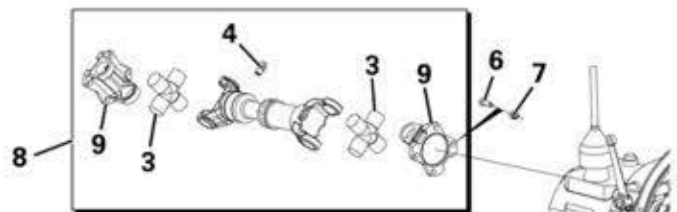
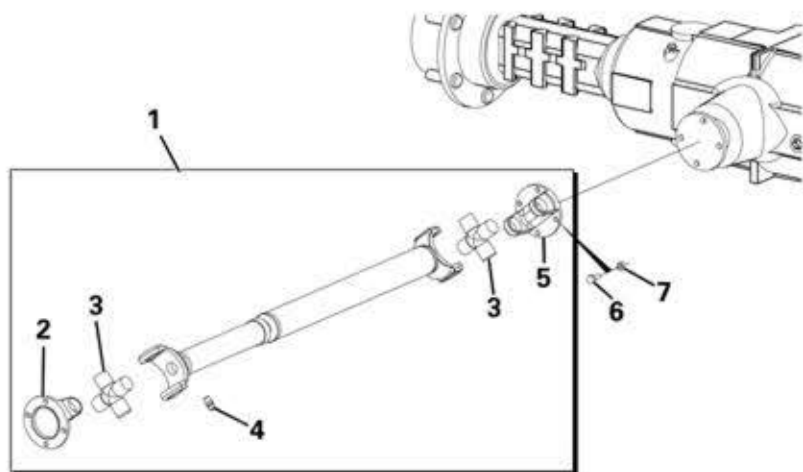
FUEL TANK ASSEMBLY

Item	Part No.	Description	Qty	U/M
26		BOLT	1.0	EA
27		FUEL HOSE	2.0	EA
28		PUMP ASSEMBLY	1.0	EA
29		SET SCREW	2.0	EA
30		WASHER HEAVY DUTY	2.0	EA
31		WASHER	2.0	EA
32		NYLOC NUT	2.0	EA
33		FUEL HOSE	1.0	EA
34		FUEL FILTER	1.0	EA
35		BRACKET FILTER	1.0	EA
36		BOLT	2.0	EA
37		CLAMP	4.0	EA
38		PROTECTOR FUEL PIPE	1.0	EA
39		FUEL PIPE	1.0	EA
40		FUEL PIPE	1.0	EA
41		TUBE	1.0	EA
42		NUT	2.0	EA
43		SPRING WASHER	2.0	EA
44		ADAPTOR	1.0	EA
45		DOWTY WASHER	1.0	EA
46		HEAVY DUTY WASHER	2.0	EA
47		TANK MOUNTING SPACER	2.0	EA
48		RUBBER BUFFER	2.0	EA
49		FUEL TANK	1.0	EA

HANDBRAKE ASSEMBLY

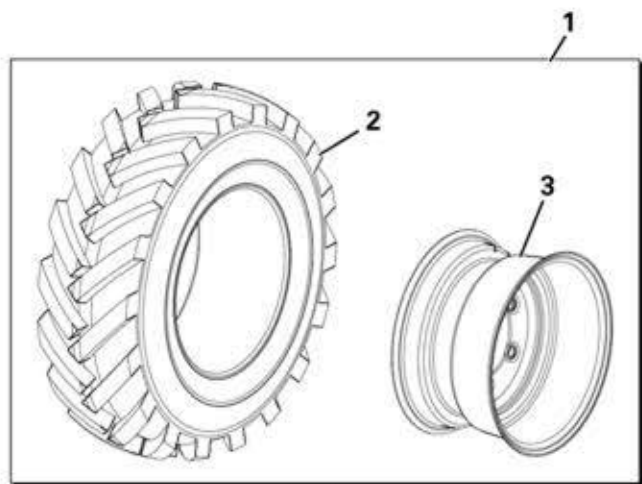


Item	Part No.	Description	Qty	U/M
	1	OVERCENTRE HANDBRAKE	1.0	EA
	2	GRIP	1.0	EA
	3	SPACER	3.0	EA
	4	PHILIDAS NUT	3.0	EA
	5	BOLT	3.0	EA
	6	SET SCREW	2.0	EA
	7	MICRO SWITCH BACKING PLATE	1.0	EA
	* 8	MICRO SWITCH	1.0	EA
	9	MICRO SWITCH SPACER	1.0	EA
	10	WASHER	2.0	EA
	11	SPRING WASHER	2.0	EA
	12	NUT	2.0	EA
	13	WASHER	1.0	EA
	14	SPLIT PIN	1.0	EA
	15	CLEVIS PIN	1.0	EA
	16	HANDBRAKE CABLE	1.0	EA
	17	SPRING SUPPORT	2.0	EA
	* 18	GALVANISED HANDBRAKE SPRING	1.0	EA
	19	NUT	3.0	EA
	20	SPLIT PIN	2.0	EA
	21	WASHER	2.0	EA
	22	HANDBRAKE CABLE LEVER	1.0	EA
	23	HANDBRAKE CABLE GUIDE	1.0	EA
	* 24	GRUB SCREW	1.0	EA



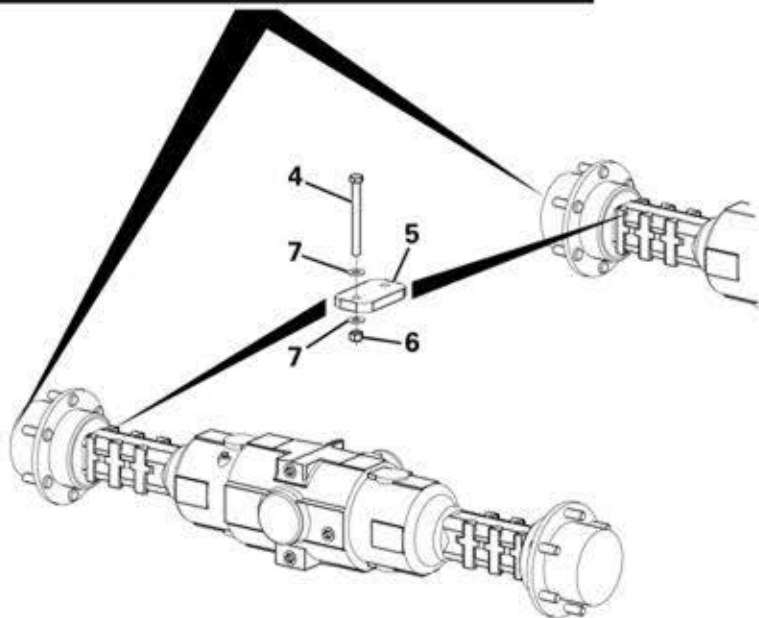
PROPSHAFTS

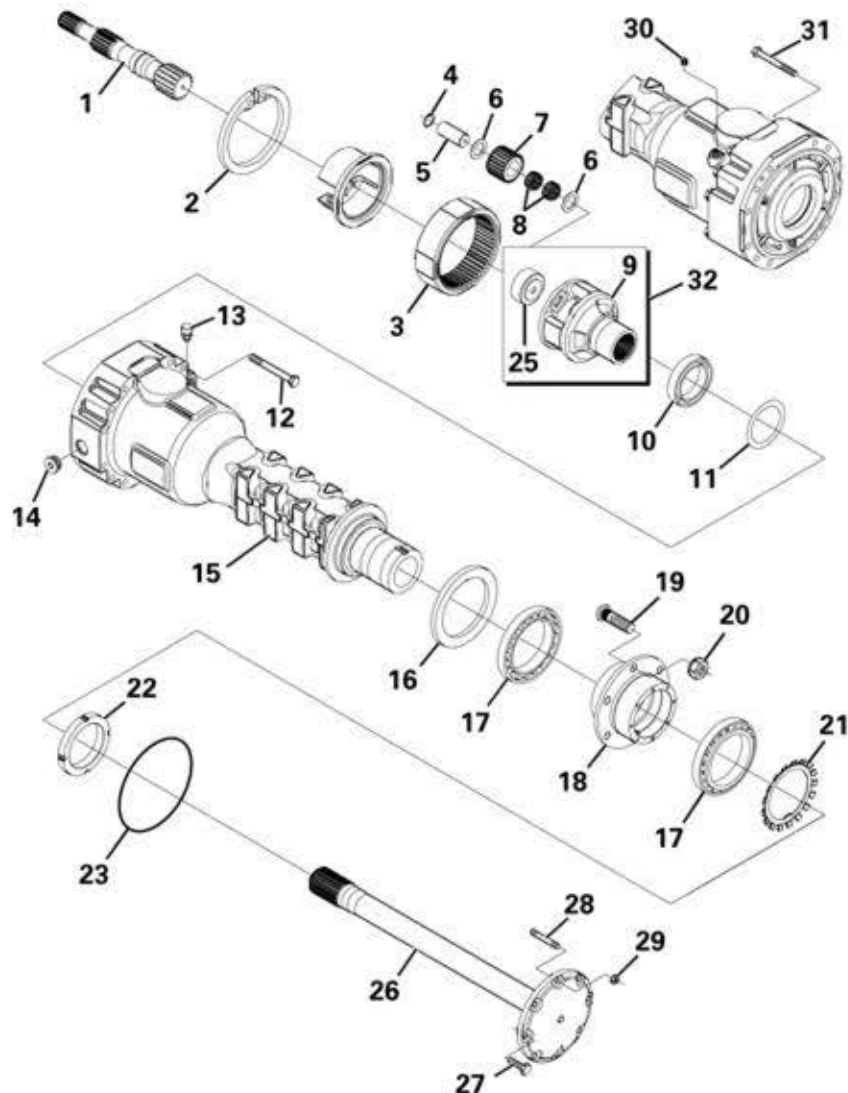
Item	Part No.	Description	Qty	U/M
1		PROPSHAFT (FRONT)	1.0	EA
2		COUPLING	1.0	EA
3		U.J.KIT	6.0	EA
4		GREASE NIPPLE	3.0	EA
5		FLANGE	1.0	EA
6		BOLT	24.0	EA
7		NUT	24.0	EA
8		PROPSHAFT (REAR)	2.0	EA
9		FLANGE	4.0	EA



WHEEL ASSEMBLY & AXLE FIXINGS

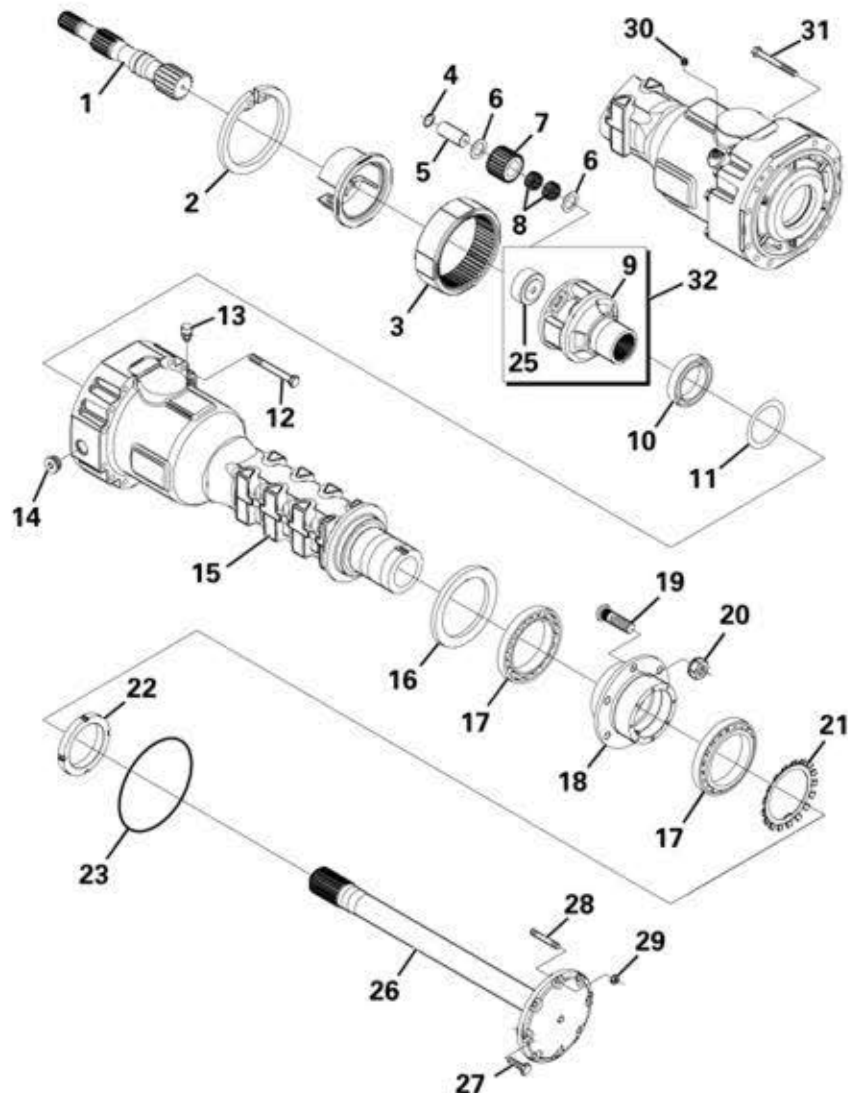
Item	Part No.	Description	Qty	U/M
1		WHEEL & TYRE ASSY	4.0	EA
2		TYRE	1.0	EA
3		WHEEL RIM	1.0	EA
4		BOLT	8.0	EA
5		AXLE CLAMP PLATE	4.0	EA
6		PHILIDAS NUT	8.0	EA
7		WASHER	16.0	EA





FRONT AXLE - HUB REDUCTION

Item	Part No.	Description	Qty	U/M
*	A	AXLE	1.0	EA
*	1	HALF SHAFT	2.0	EA
	2	CIRCLIP	2.0	EA
	3	RING GEAR	2.0	EA
	4	CIRCLIP	6.0	EA
	5	PIN	6.0	EA
	6	FRICTION WASHER	12.0	EA
*	7	DIFFERENTIAL PINION	6.0	EA
	8	NEEDLE ROLLER BEARING	12.0	EA
*	9	PLANET GEAR CARRIER	2.0	EA
	10	BALL BEARING	2.0	EA
	11	SHIM	A/R	EA
		SHIM	A/R	EA
		SHIM	A/R	EA
		SHIM	A/R	EA
		SHIM	A/R	EA
**	12	HEXAGON BOLT	12.0	EA
	13	VENT	1.0	EA

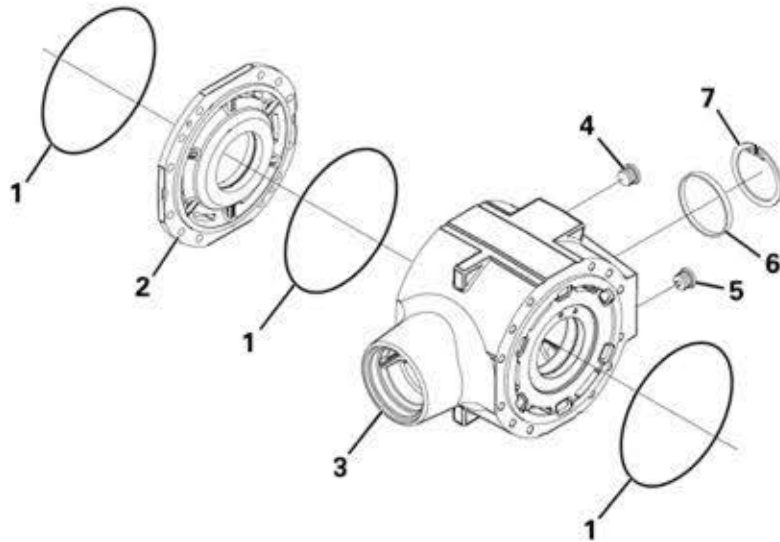


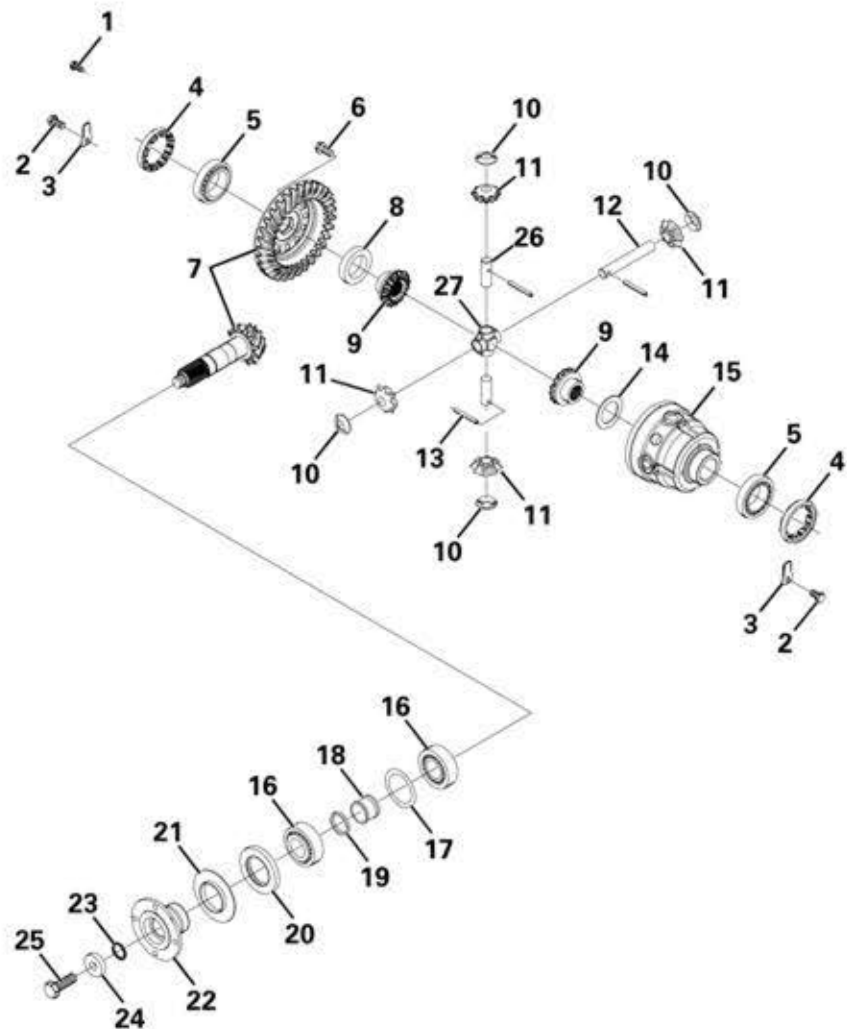
FRONT AXLE - HUB REDUCTION

Item	Part No.	Description	Qty	U/M
	14	PLUG	2.0	EA
*	15	AXLE CASE	2.0	EA
	16	HUB SEAL	2.0	EA
	17	TAPER ROLLER BEARING	4.0	EA
*	18	WHEEL HUB	2.0	EA
	19	WHEEL STUD	12.0	EA
	20	WHEEL NUT	12.0	EA
	21	TAB WASHER	2.0	EA
	22	RING NUT	2.0	EA
	23	O RING	2.0	EA
*	25	SPACER	2.0	EA
	26	HALF SHAFT	2.0	EA
*	27	HEXAGON BOLT	12.0	EA
*	28	STUD	4.0	EA
*	29	NUT	4.0	EA
	30	PLUG	1.0	EA
	31	HEXAGON BOLT	12.0	EA
*	32	PLANET CARRIER C/W SPACER	2.0	EA

FRONT AXLE - CENTRAL HOUSING

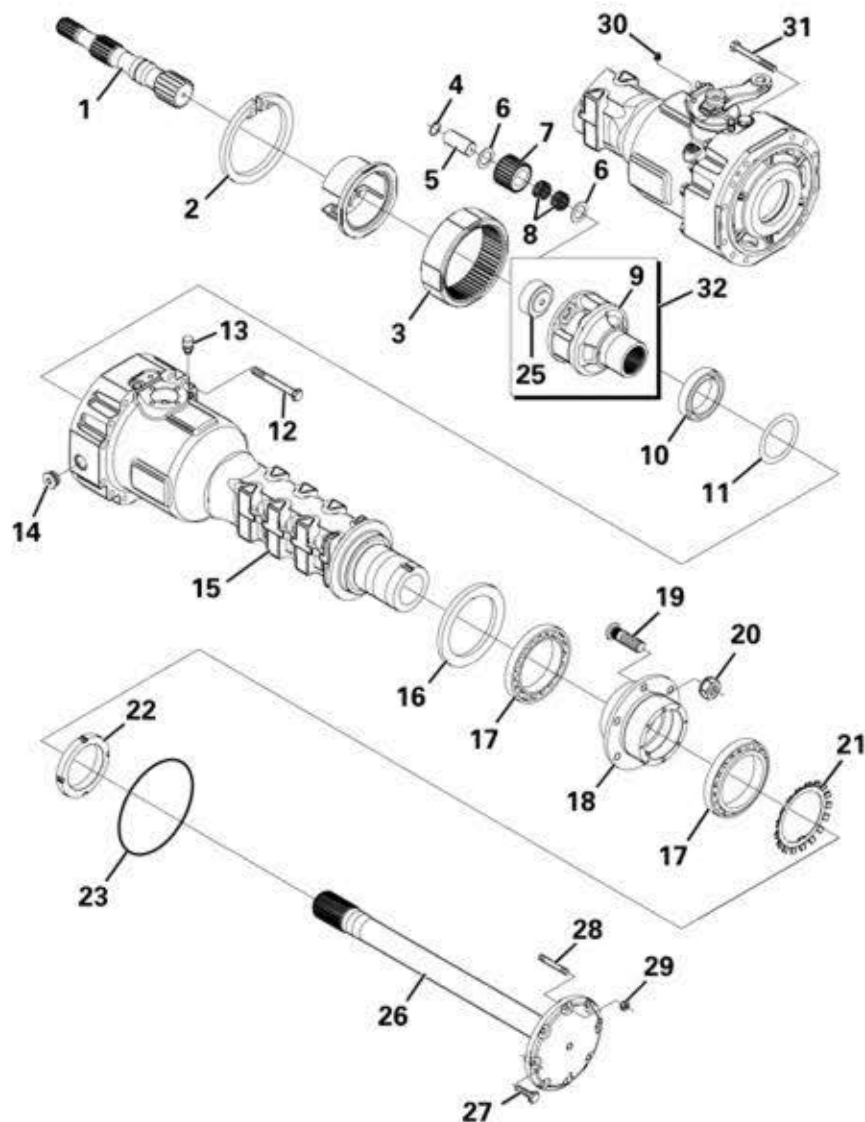
Item	Part No.	Description	Qty	U/M
	1	O RING	3.0	EA
	2	INTERMEDIATE COVER	1.0	EA
	* 3	HOUSING	1.0	EA
	4	PLUG	1.0	EA
	5	MAGNET PLUG	1.0	EA
	6	PLUG	1.0	EA
	* 7	CIRCLIP	1.0	EA





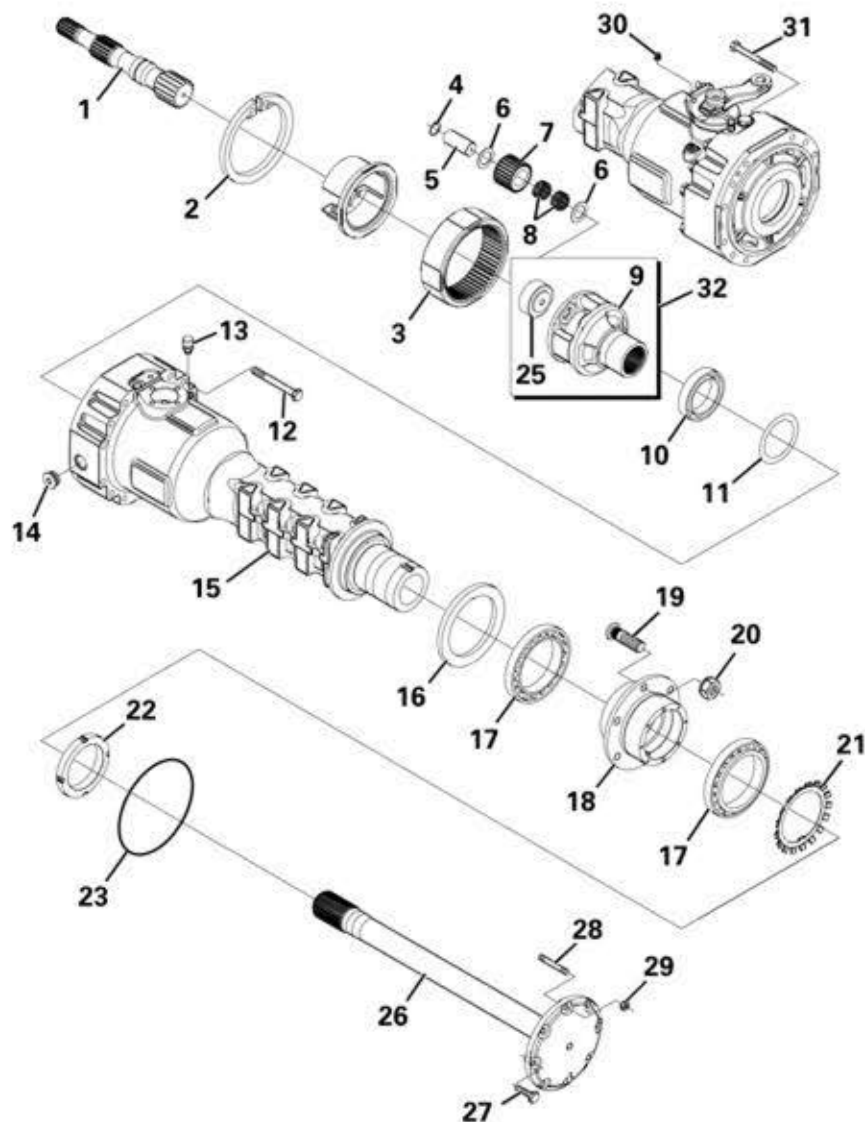
FRONT AXLE - DIFFERENTIAL

Item	Part No.	Description	Qty	U/M
	1	CYLINDER BOLT	2.0	EA
	2	HEXAGON BOLT	2.0	EA
	3	LOCKING PLATE	2.0	EA
	4	RING NUT	2.0	EA
	5	TAPER ROLLER BEARING	2.0	EA
	6	BOLT	12.0	EA
*	7	BEVEL GEAR SET	1.0	EA
	8	SPACER	1.0	EA
	9	DIFFERENTIAL SIDE GEAR	2.0	EA
*	10	WASHER	4.0	EA
*	11	DIFFERENTIAL PINION	4.0	EA
	12	DIFFERENTIAL SHAFT	1.0	EA
*	13	ROLL PIN	3.0	EA
	14	FRICTION WASHER	1.0	EA
*	15	DIFFERENTIAL CARRIER	1.0	EA
	16	BEARING	2.0	EA
	17	SHIM	A/R	EA
		SHIM	A/R	EA
		SHIM	A/R	EA
**	18	SPACER	1.0	EA
*	19	SHIM	1.0	EA
		SHIM	1.0	EA
		SHIM	1.0	EA
		SHIM	1.0	EA
		SHIM	2.0	EA
*	20	SEAL	1.0	EA
	21	COVER PLATE	1.0	EA
	22	FLANGE	1.0	EA
*	23	O RING	1.0	EA
	24	WASHER	1.0	EA
	25	BOLT	1.0	EA
*	26	DIFFERENTIAL SHAFT	2.0	EA
*	27	SHAFT RETAINER	1.0	EA



REAR AXLE - HUB REDUCTION

Item	Part No.	Description	Qty	U/M
*	A	AXLE	1.0	EA
*	1	HALF SHAFT	2.0	EA
	2	CIRCLIP	2.0	EA
	3	RING GEAR	2.0	EA
	4	CIRCLIP	6.0	EA
	5	PIN	6.0	EA
	6	FRICTION WASHER	12.0	EA
*	7	DIFFERENTIAL PINION	6.0	EA
	8	NEEDLE ROLLER BEARING	12.0	EA
*	9	PLANET GEAR CARRIER	2.0	EA
	10	BALL BEARING	2.0	EA
	11	SHIM	A/R	EA
		SHIM	A/R	EA
		SHIM	A/R	EA
		SHIM	A/R	EA
		SHIM	A/R	EA
**	12	HEXAGON BOLT	12.0	EA
	13	VENT	1.0	EA

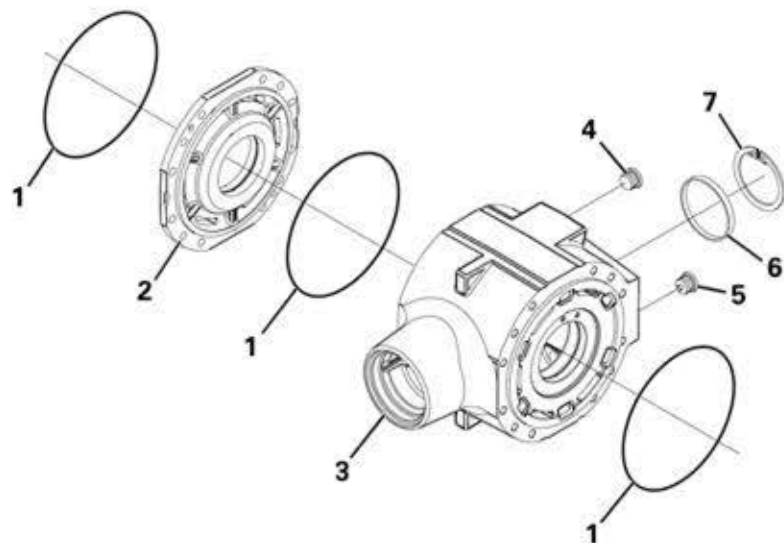


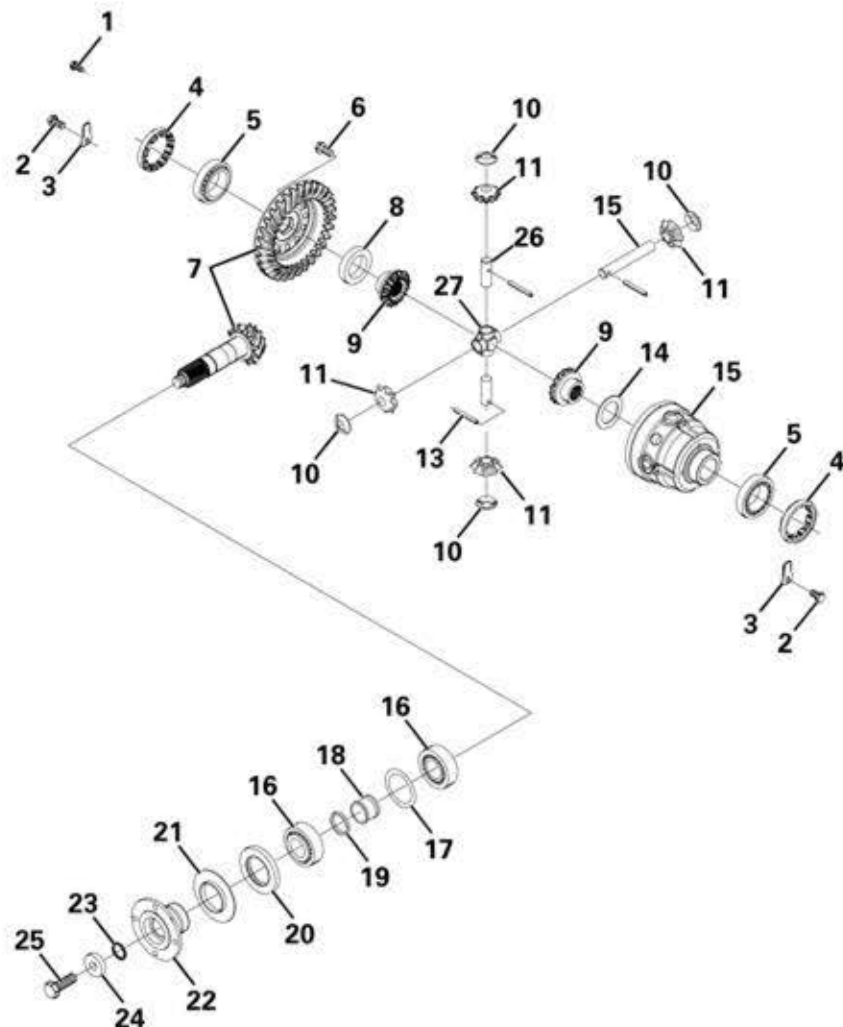
REAR AXLE - HUB REDUCTION

Item	Part No.	Description	Qty	U/M
	14	PLUG	2.0	EA
*	15	AXLE CASE	2.0	EA
*	16	HUB SEAL	2.0	EA
	17	TAPER ROLLER BEARING	4.0	EA
*	18	WHEEL HUB	2.0	EA
	19	WHEEL STUD	12.0	EA
	20	WHEEL NUT	12.0	EA
	21	TAB WASHER	2.0	EA
	22	RING NUT	2.0	EA
	23	O RING	2.0	EA
*	25	SPACER	2.0	EA
	26	HALF SHAFT	2.0	EA
*	27	HEXAGON BOLT	12.0	EA
*	28	STUD	4.0	EA
*	29	NUT	4.0	EA
	30	PLUG	1.0	EA
	31	HEXAGON BOLT	12.0	EA
*	32	PLANET CARRIER C/W SPACER	2.0	EA

REAR AXLE - CENTRAL HOUSING

Item	Part No.	Description	Qty	U/M
	1	O RING	3.0	EA
	2	INTERMEDIATE COVER	1.0	EA
	* 3	HOUSING	1.0	EA
	4	PLUG	1.0	EA
	5	MAGNET PLUG	1.0	EA
	6	PLUG	1.0	EA
	* 7	CIRCLIP	1.0	EA

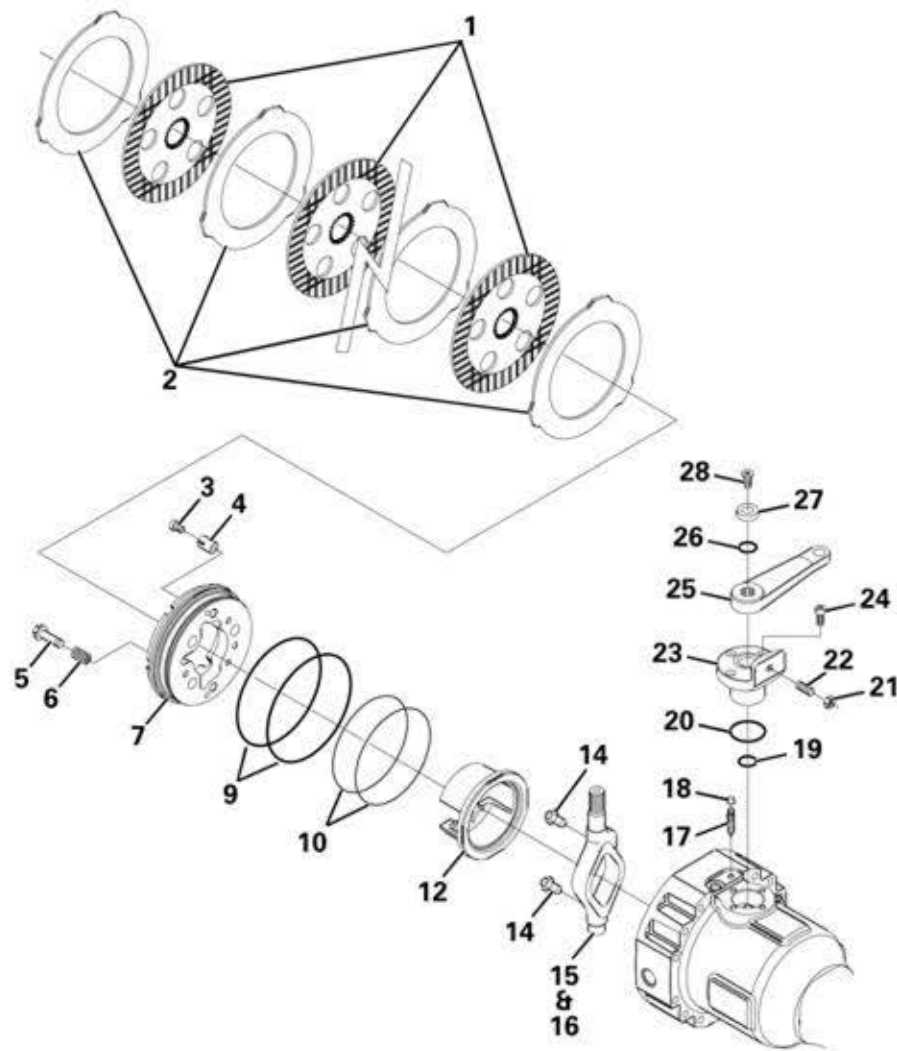




REAR AXLE - DIFFERENTIAL

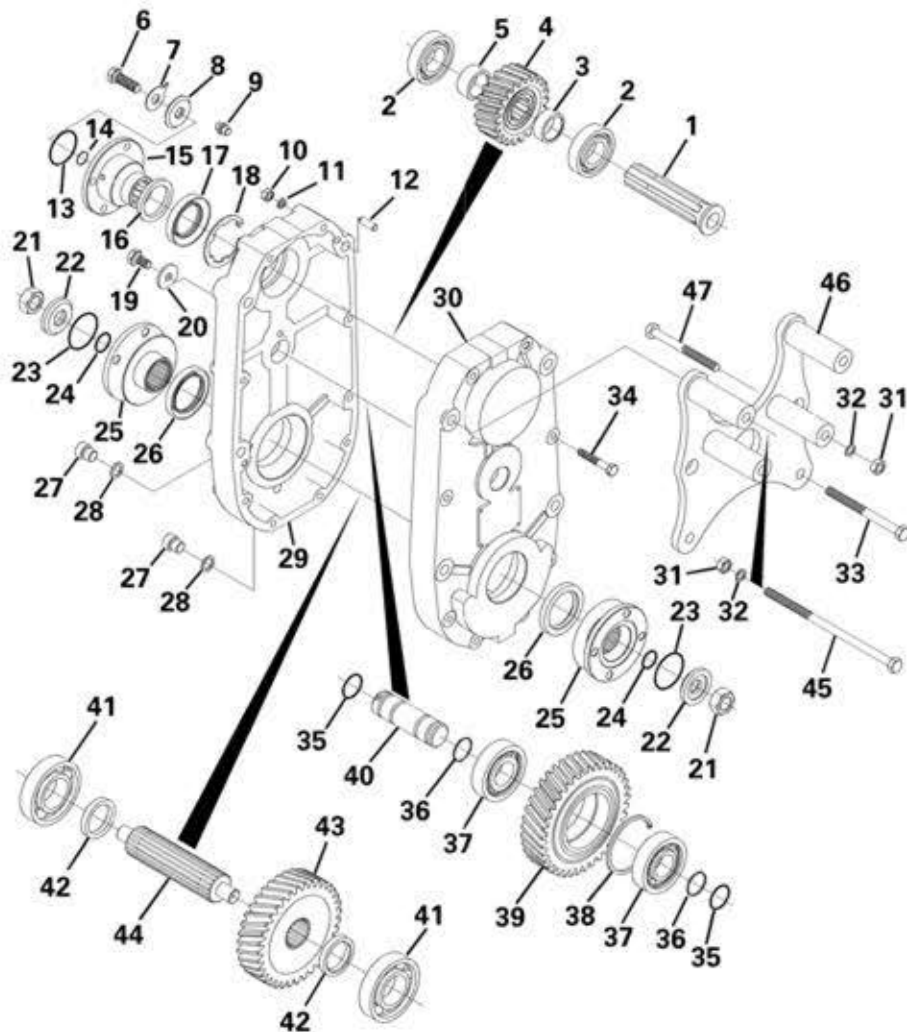
Item	Part No.	Description	Qty	U/M
	1	CYLINDER BOLT	2.0	EA
	2	HEXAGON BOLT	2.0	EA
	3	LOCKING PLATE	2.0	EA
	4	RING NUT	2.0	EA
	5	TAPER ROLLER BEARING	2.0	EA
	6	BOLT	12.0	EA
	7	BEVEL GEAR SET	1.0	EA
	8	SPACER	1.0	EA
	9	DIFFERENTIAL SIDE GEAR	2.0	EA
	* 10	WASHER	4.0	EA
	* 11	DIFFERENTIAL PINION	4.0	EA
	12	DIFFERENTIAL SHAFT	1.0	EA
	* 13	ROLL PIN	3.0	EA
	14	FRICTION WASHER	1.0	EA
	* 15	DIFFERENTIAL CARRIER	1.0	EA
	16	BEARING	2.0	EA
	17	SHIM	A/R	EA
		SHIM	A/R	EA
		SHIM	A/R	EA
	** 18	SPACER	1.0	EA
	* 19	SHIM	1.0	EA
		SHIM	1.0	EA
		SHIM	1.0	EA
		SHIM	1.0	EA
		SHIM	2.0	EA
	* 20	SEAL	1.0	EA
	21	COVER PLATE	1.0	EA
	22	FLANGE	1.0	EA
	* 23	O RING	1.0	EA
	24	WASHER	1.0	EA
	25	BOLT	1.0	EA
	* 26	DIFFERENTIAL SHAFT	2.0	EA
	* 27	SHAFT RETAINER	1.0	EA

REAR AXLE - BRAKES

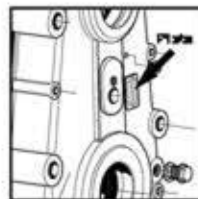


Item	Part No.	Description	Qty	U/M
	1	BRAKE DISC	6.0	EA
	2	BRAKE DISC	8.0	EA
	3	ADJUSTING BOLT	6.0	EA
	4	SPRING	6.0	EA
	5	ADJUSTING BOLT	6.0	EA
	6	SPRING	6.0	EA
	7	PISTON	4.0	EA
	* 9	O RING	4.0	EA
	* 10	O RING	4.0	EA
	12	SELECTOR	2.0	EA
	14	PUSHER	4.0	EA
	15	LEVER LH	1.0	EA
	16	LEVER RH	1.0	EA
	17	BLEEDING BOLT	2.0	EA
	18	PLUG	2.0	EA
	19	O RING	2.0	EA
	20	O RING	2.0	EA
	21	NUT	2.0	EA
	22	GRUB BOLT	2.0	EA
	23	REDUCTION BUSHING	2.0	EA
	24	CYLINDER BOLT	6.0	EA
	25	LEVER	2.0	EA
	26	O RING	2.0	EA
	27	WASHER	2.0	EA
	28	COUNTERSUNK BOLT	2.0	EA

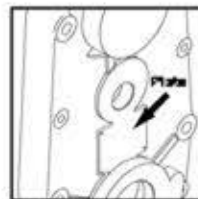
DROPBOX ASSEMBLY



Item	Part No.	Description	Qty	U/M
*	A	DROPBOX	1.0	EA
	1	SHAFT	1.0	EA
	2	BALL BEARING	2.0	EA
	3	SPACER	1.0	EA
	4	GEAR	1.0	EA
	5	SPACER	1.0	EA
	6	HEXAGON BOLT	1.0	EA
	7	STOP	1.0	EA
	8	WASHER	1.0	EA
	9	VENT	1.0	EA
	10	NUT	8.0	EA
	11	SPRING WASHER	8.0	EA
	12	DOWEL	2.0	EA
	13	O-RING	1.0	EA
	14	O-RING	1.0	EA
	15	FLANGE	1.0	EA
	16	COVER PLATE	1.0	EA
	17	SEAL	1.0	EA
	18	CIRCLIP	1.0	EA
	19	BOLT	1.0	EA
	20	SPACER	1.0	EA
	21	NUT	2.0	EA
	22	WASHER	2.0	EA

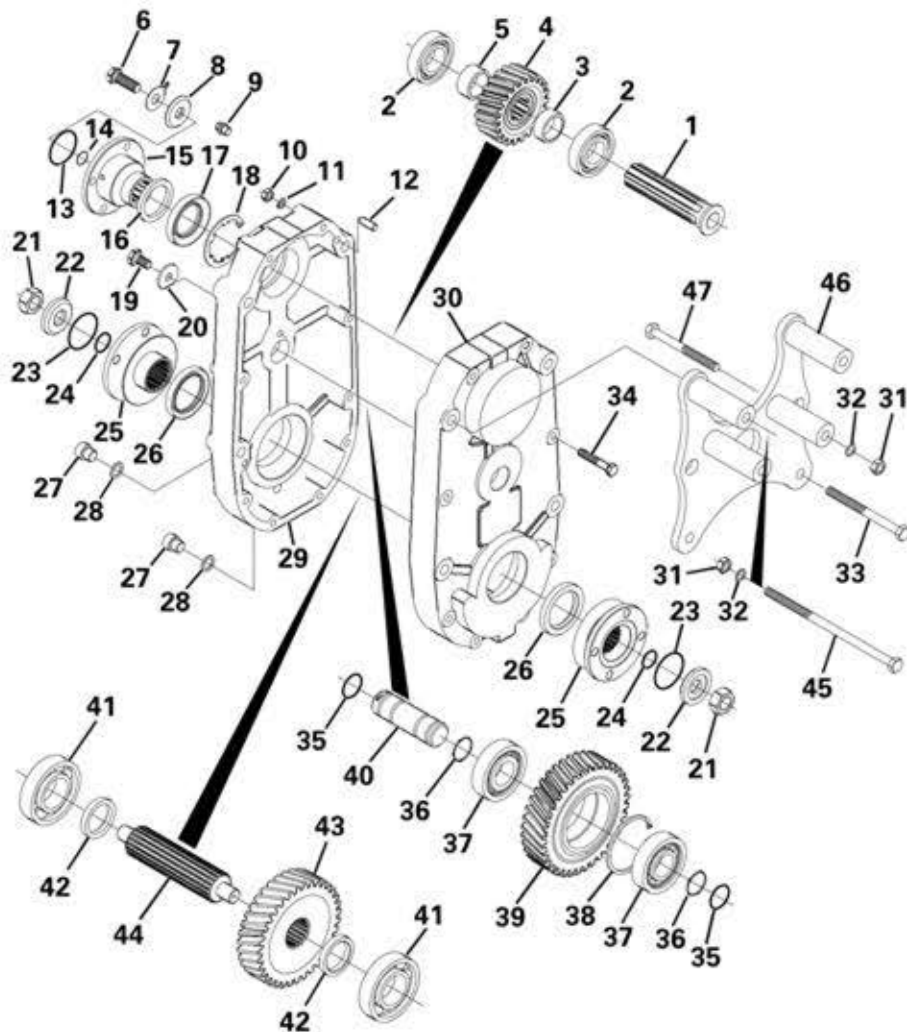


NEWAGE DROPBOX
SEE MODIFIED &
ADDITIONAL PARTS PAGES

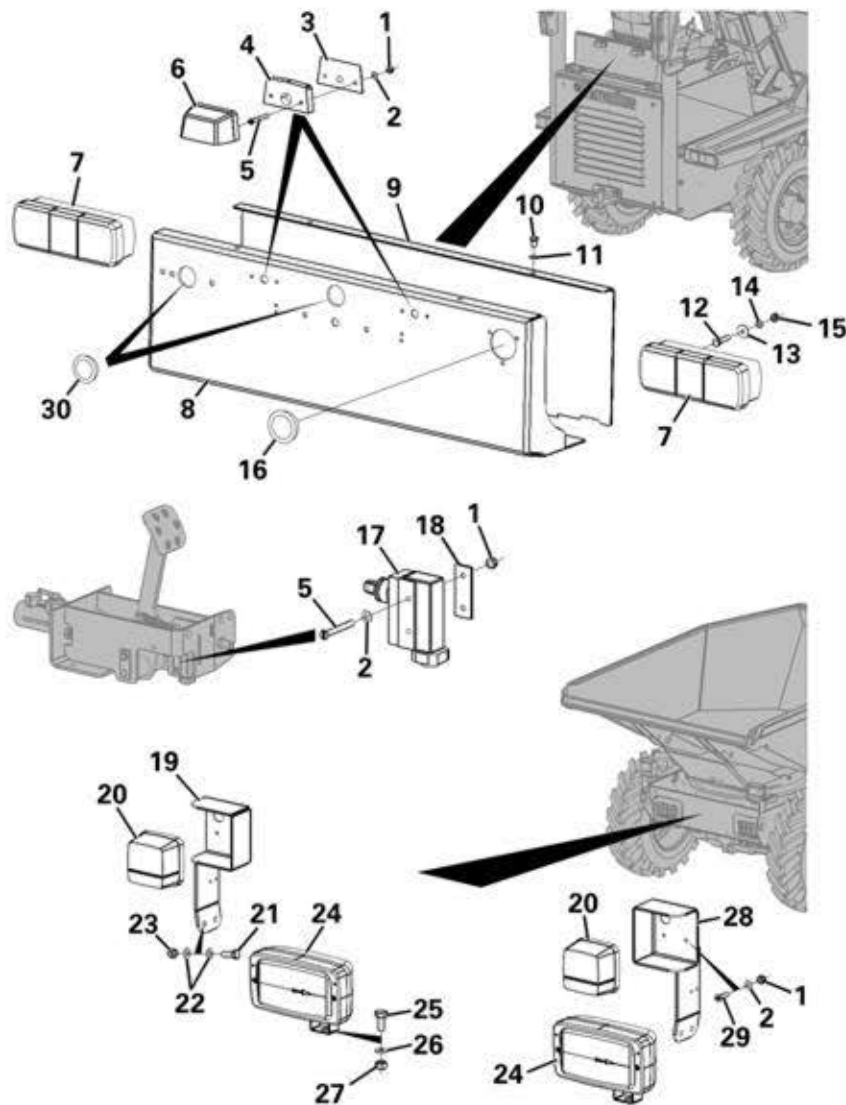


DANA DROPBOX
SEE DROPBOX PAGES

DROPBOX ASSEMBLY

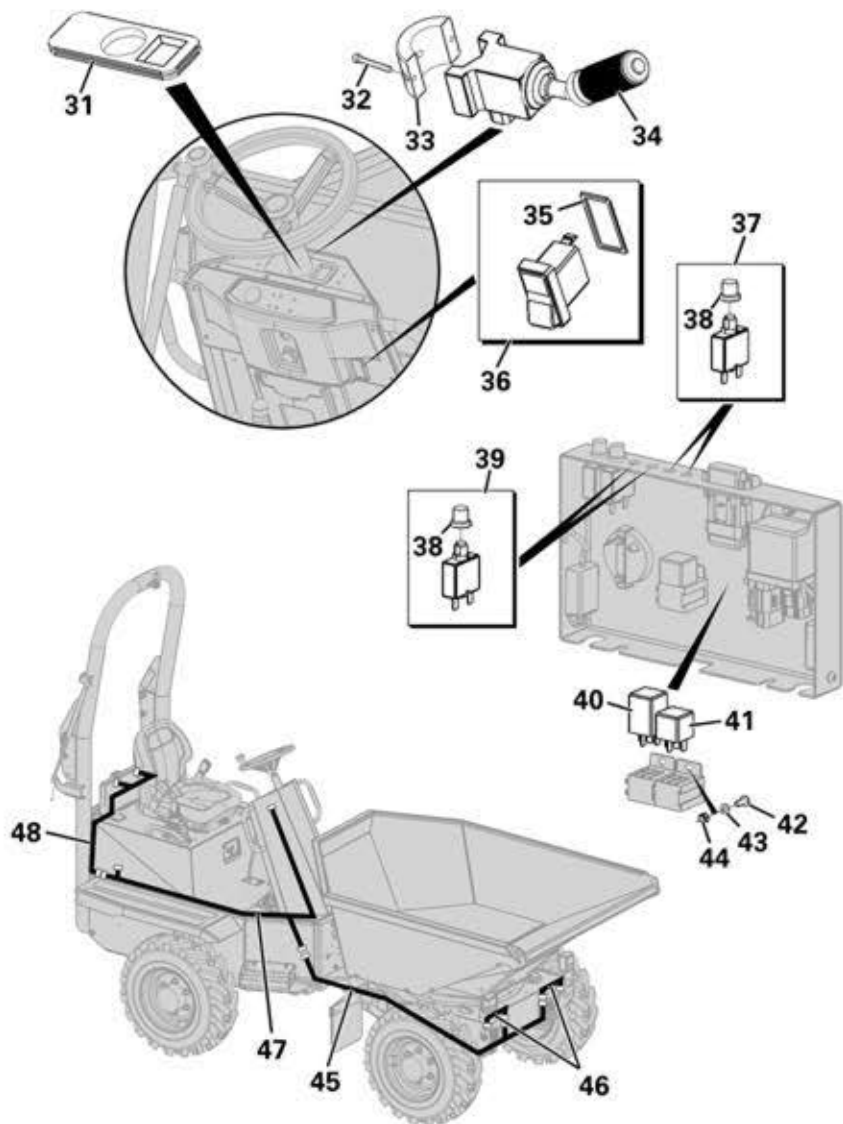


Item	Part No.	Description	Qty	U/M
	23	O-RING	2.0	EA
	24	O-RING	2.0	EA
	25	FLANGE	2.0	EA
	26	SEAL	2.0	EA
	27	GRUB BOLT	2.0	EA
	28	SEAL WASHER	2.0	EA
	29	COVER	1.0	EA
	30	HOUSING	1.0	EA
	31	PHILIDAS NUT	6.0	EA
	32	HEAVY DUTY WASHER	6.0	EA
	33	BOLT	2.0	EA
	34	HEXAGON BOLT	8.0	EA
	35	O-RING	2.0	EA
	36	CIRCLIP	2.0	EA
	37	BEARING	2.0	EA
	38	CIRCLIP	1.0	EA
	39	GEAR	1.0	EA
	40	PIN	1.0	EA
	41	BALL BEARING	2.0	EA
	42	SPACER	2.0	EA
	43	GEAR	1.0	EA
	44	SHAFT	1.0	EA
	45	BOLT	2.0	EA
	46	DROPBOX MOUNTING ASSY	1.0	EA
	47	BOLT	2.0	EA



ROAD LIGHTS

Item	Part No.	Description	Qty	U/M
	1	NYLOC NUT	8.0	EA
	2	WASHER	12.0	EA
	3	NUMBER PLATE LIGHT GASKET	2.0	EA
	4	NUMBER PLATE LIGHT PLINTH	2.0	EA
	5	CHEESE HEAD SCREW	6.0	EA
	6	NUMBER PLATE LAMP	2.0	EA
	7	REAR LIGHT ASSEMBLY	2.0	EA
	8	REAR LIGHT LENS	2.0	EA
	9	REAR NUMBERPLATE BRKT	1.0	EA
	10	REAR NUMBERPLATE BRKT COVER	1.0	EA
	11	SET SCREW	2.0	EA
	12	WASHER	2.0	EA
	13	SET SCREW	4.0	EA
	14	HEAVY DUTY WASHER	4.0	EA
	15	SPRING WASHER	4.0	EA
	16	NUT	4.0	EA
	17	BLANKING PLUG	1.0	EA
	18	LIMIT SWITCH ASSY	1.0	EA
	19	MICRO SWITCH BACKING PLATE	1.0	EA
	20	SIDE LIGHT BRKT RH	1.0	EA
	21	SIDE LT/FRONT INDICATOR	2.0	EA
	22	SIDE LT/FRONT LENS	2.0	EA
	23	SET SCREW	4.0	EA
	24	WASHER	8.0	EA
	25	PHILIDAS NUT	4.0	EA
	26	HEADLAMP (UK)	2.0	EA
	27	HEADLAMP (CON)	2.0	EA
	28	SET SCREW	2.0	EA
	29	HEAVY DUTY WASHER	2.0	EA
	30	PHILIDAS NUT	2.0	EA
	1	SIDE LIGHT BRKT LH	1.0	EA
	2	CHEESE HEAD SCREW	4.0	EA
	3	BLANKING GROMMET	2.0	EA

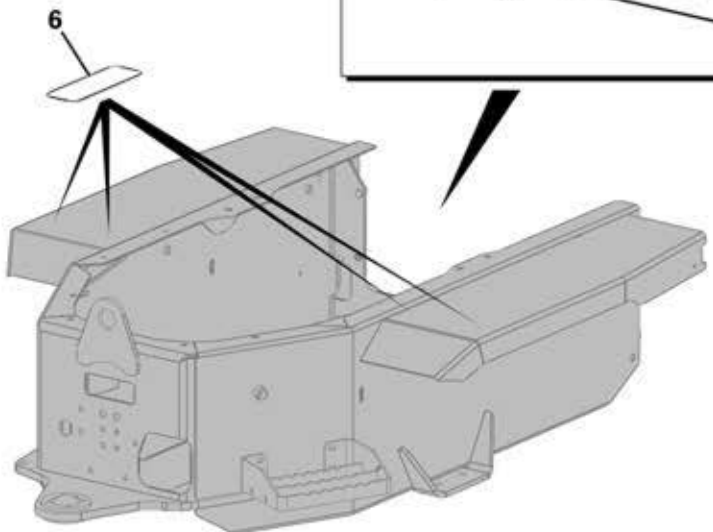
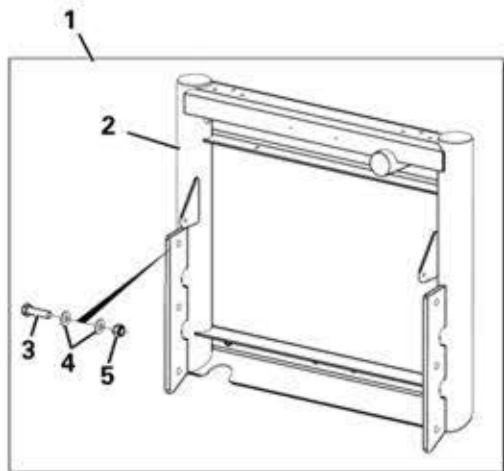


ROAD LIGHTS

Item	Part No.	Description	Qty	U/M
31		GROMMET STEERING COLUMN	1.0	EA
32		SOCKET HEAD CAP SCREW	2.0	EA
33		SWITCH CLAMP	1.0	EA
34		COLUMN SWITCH LIGHTS	1.0	EA
35		RUBBER GASKET	1.0	EA
36		SWITCH HAZARD	1.0	EA
37		CIRCUIT BREAKER 5A	2.0	EA
38		CIRCUIT BREAKER SPLASHGUARD	4.0	EA
39		CIRCUIT BREAKER 18A	2.0	EA
40		FLASHER UNIT	1.0	EA
41		RELAY	1.0	EA
42		SET SCREW	1.0	EA
43		WASHER	1.0	EA
44		NUT	1.0	EA
45		FRONT LIGHTING LOOM	1.0	EA
46		HEADLAMP LOOM	2.0	EA
47		MAIN LIGHTING LOOM	1.0	EA
48		REAR NUMBER PLATE LOOM	1.0	EA

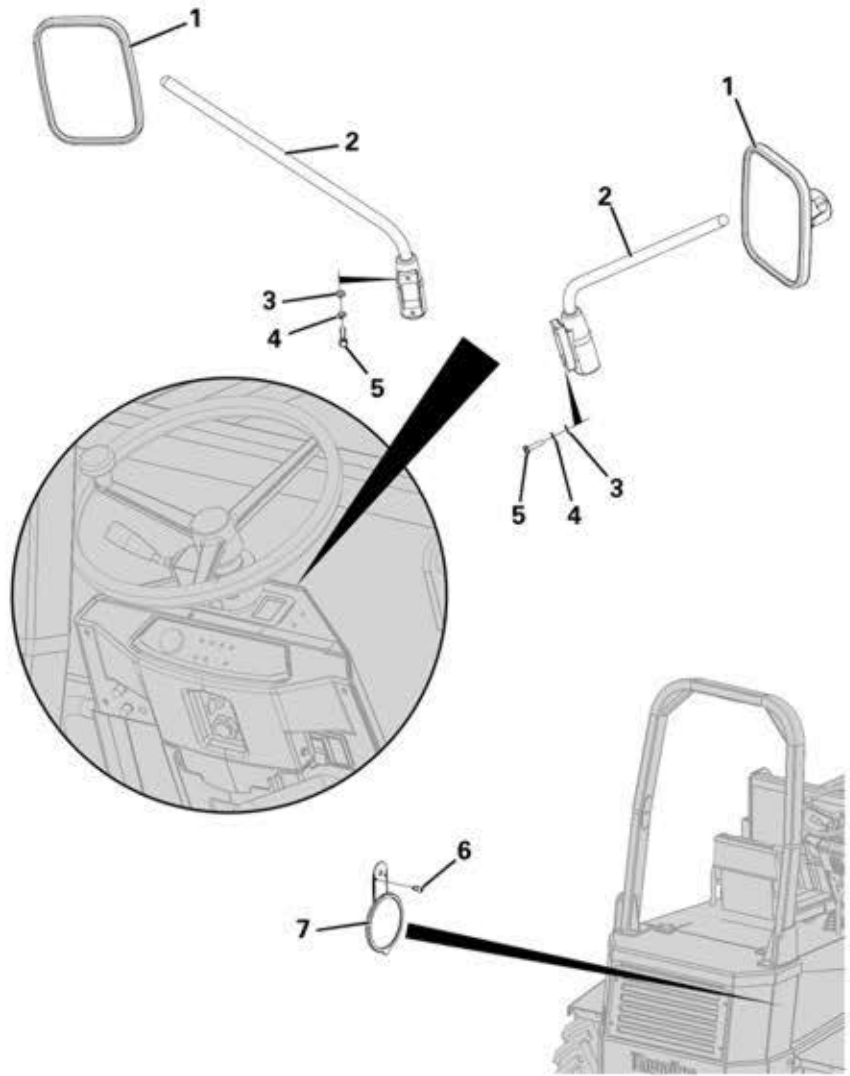
REAR COVER (NON ROPS)

Item	Part No.	Description	Qty	U/M
1		REAR COVER ASSEMBLY	1.0	EA
2		REAR COVER	1.0	EA
3		BOLT	6.0	EA
4		WASHER	12.0	EA
5		STOVER NUT	6.0	EA
6		ANTI SLIP PAD	4.0	EA



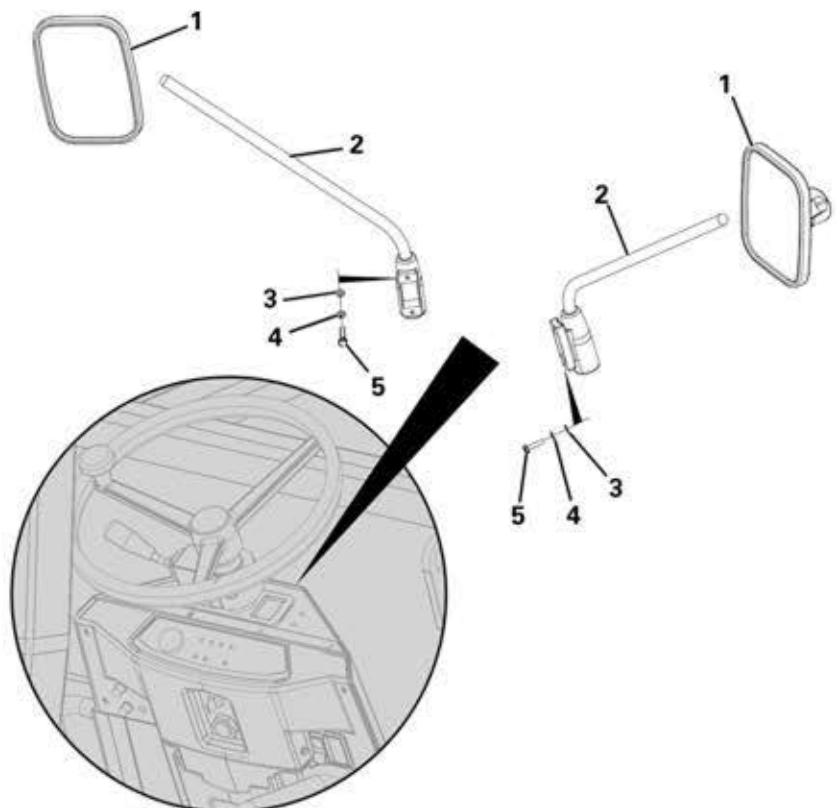
ROAD EQUIPMENT KIT

Item	Part No.	Description	Qty	U/M
1		MIRROR HEAD	2.0	EA
2		ARM FOR WING MIRROR	2.0	EA
3		HEAVY DUTY WASHER	4.0	EA
4		SPRING WASHER	4.0	EA
5		SET SCREW	4.0	EA
6		POSIDRIVE SELF TAPPER	2.0	EA
7		LICENCE HOLDER	1.0	EA



ROAD MIRRORS

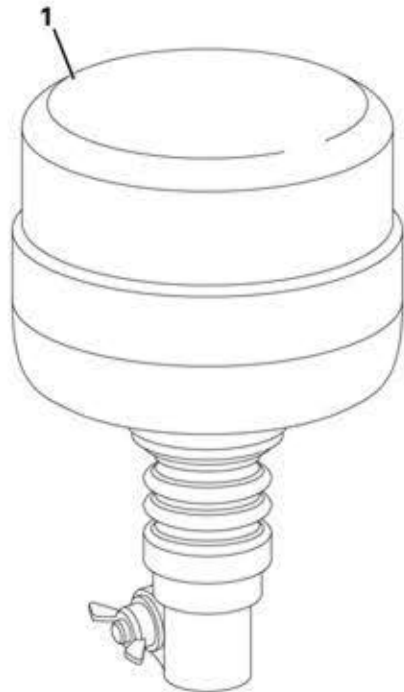
Item	Part No.	Description	Qty	U/M
1		MIRROR HEAD	2.0	EA
2		ARM FOR WING MIRROR	2.0	EA
3		HEAVY DUTY WASHER	4.0	EA
4		SPRING WASHER	4.0	EA
5		SET SCREW	4.0	EA



LED BEACON (R65)

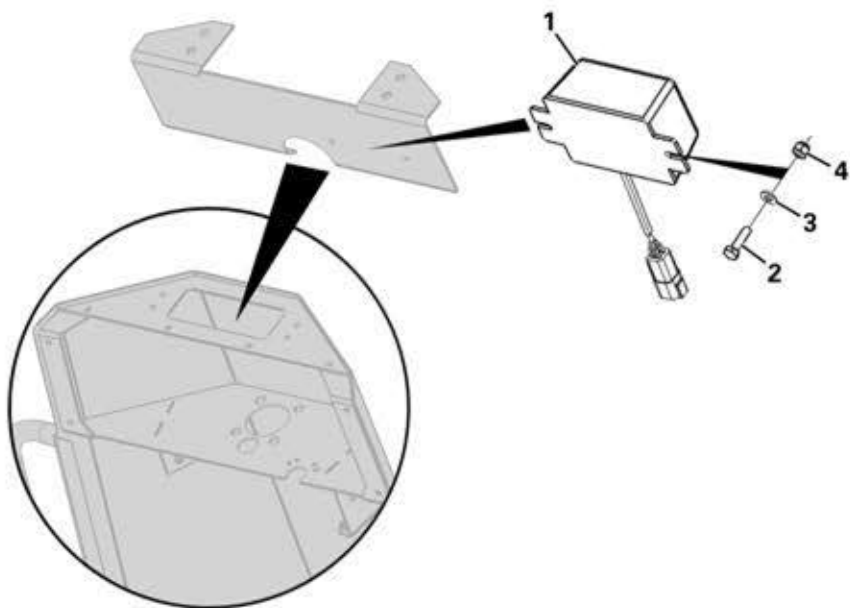
Item	Part No.	Description
1		LED BEACON

Qty	U/M
1.0	EA



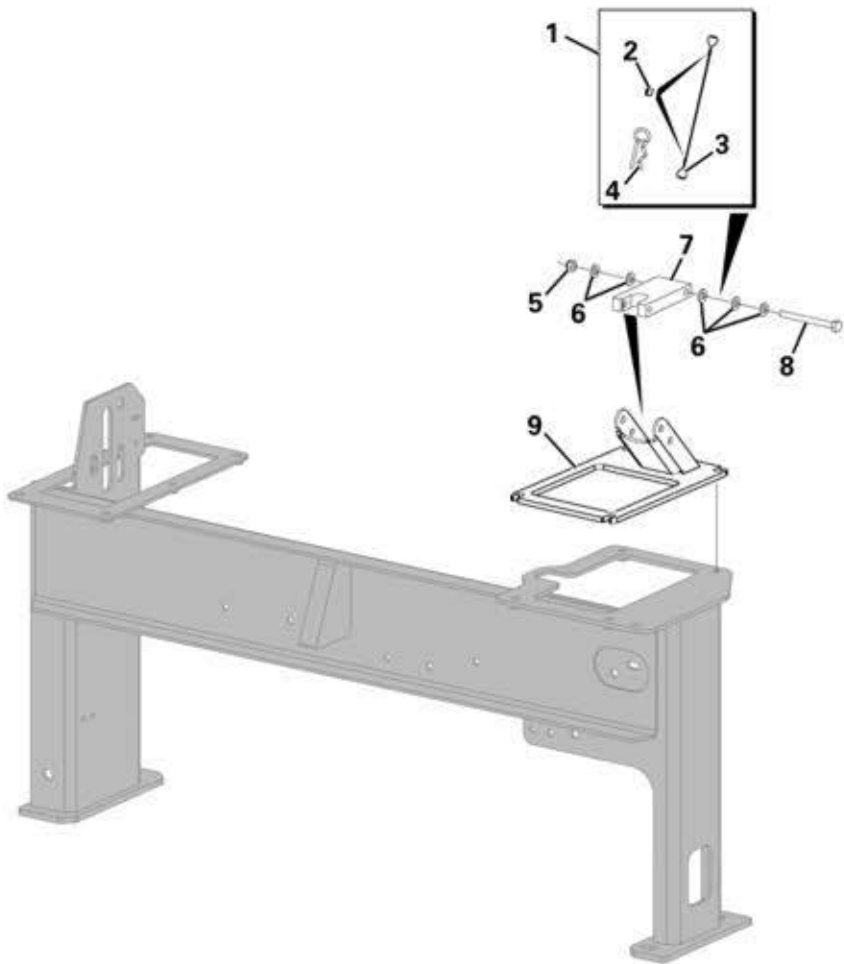
ELECTRONIC ENGINE SHUTDOWN

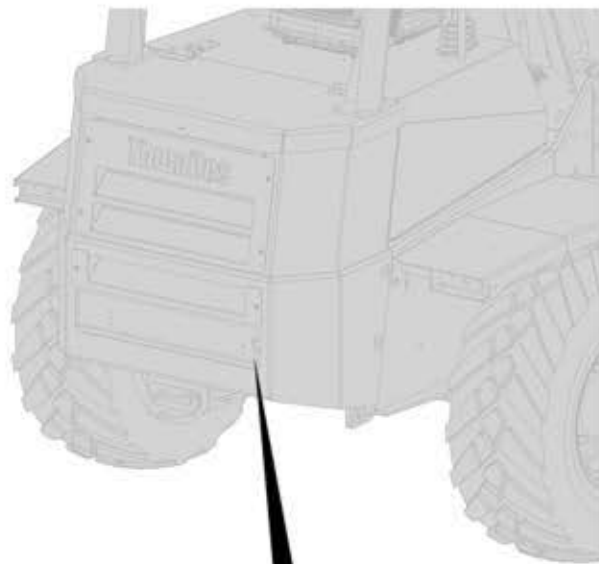
Item	Part No.	Description	Qty	U/M
1		ENGINE SHUTDOWN DEVICE	1.0	EA
2		SET SCREW	2.0	EA
3		WASHER	2.0	EA
4		NYLOC NUT	2.0	EA



TIP VALVE LOCK

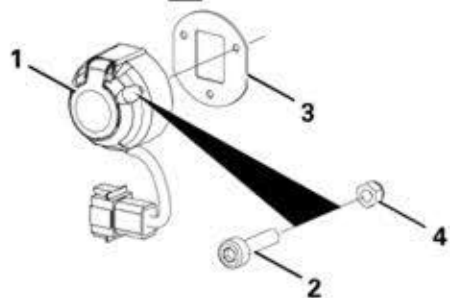
Item	Part No.	Description	Qty	U/M
1		R CLIP CABLE ASSEMBLY	1.0	EA
2		COPPER SLEEVE	2.0	EA
3		RETAINING CABLE	1.0	EA
4		R CLIP	1.0	EA
5		NYLOC NUT	1.0	EA
6		WASHER	5.0	EA
7		TIPPING LEVER LOCK PLATE	1.0	EA
8		BOLT	1.0	EA
9		VALVE LEVER LOCK BRACKET	1.0	EA





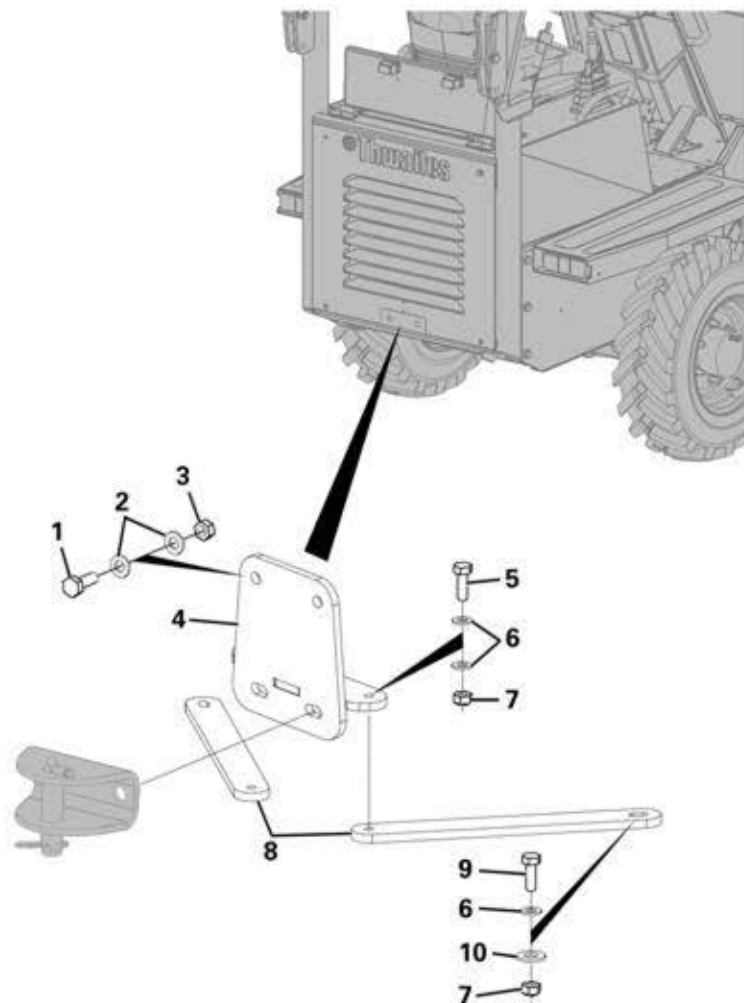
TRAILER SOCKET

Item	Part No.	Description	Qty	U/M
1		TRAILER SOCKET	1.0	EA
2		CAP HEAD SCREW	3.0	EA
3		SANDWICH PLATE	1.0	EA
4		NYLOC NUT	3.0	EA



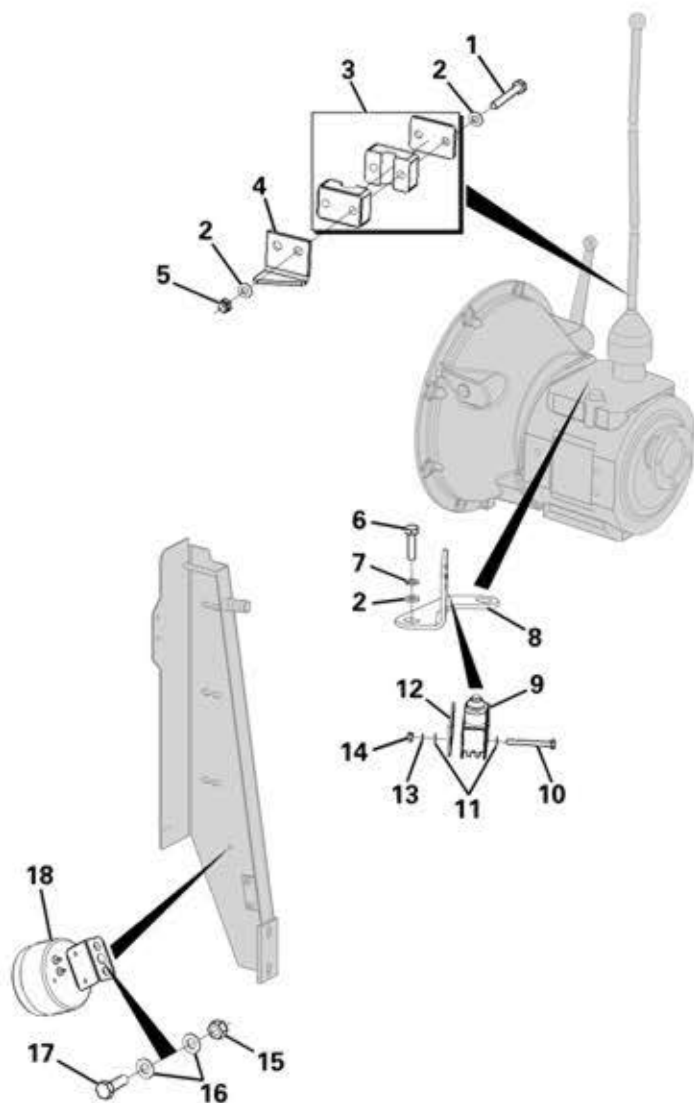
LOWERED TOWING HITCH

Item	Part No.	Description	Qty	U/M
1		BOLT	2.0	EA
2		WASHER	4.0	EA
3		PHILIDAS NUT	2.0	EA
4		TOW BRACKET EXTENSION	1.0	EA
5		BOLT	2.0	EA
6		WASHER	6.0	EA
7		PHILIDAS NUT	4.0	EA
8		TOW BRACKET STRAP	2.0	EA
9		SET SCREW	2.0	EA
10		HEAVY DUTY WASHER	2.0	EA



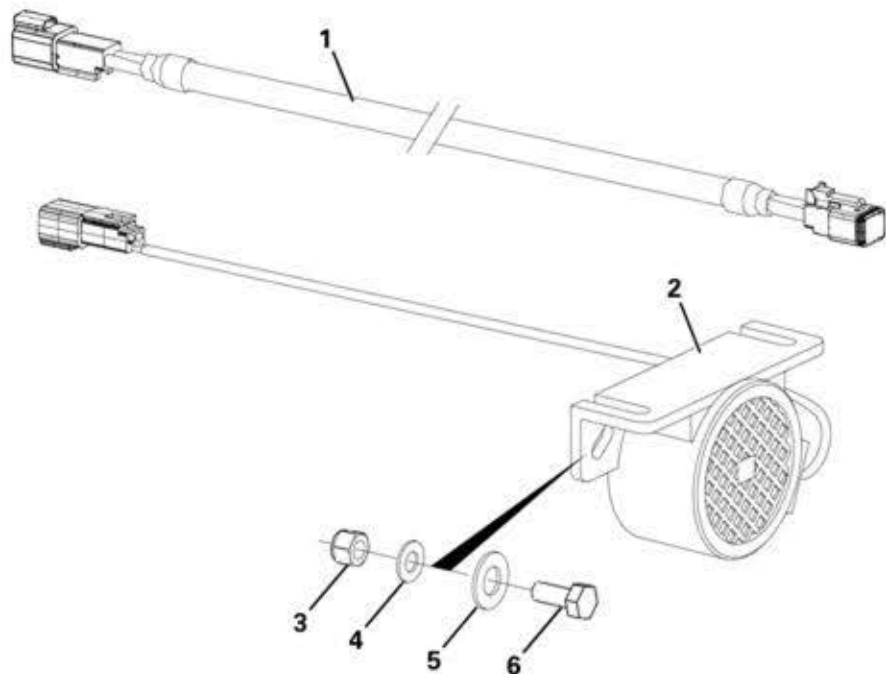
REVERSE ALARM

Item	Part No.	Description	Qty	U/M
1		BOLT	2.0	EA
2		WASHER	6.0	EA
3		PIPE CLAMP	1.0	EA
4		REVERSE ALARM ACTUATOR	1.0	EA
5		NYLOC NUT	2.0	EA
6		SET SCREW	2.0	EA
7		SPRING WASHER	2.0	EA
8		REVERSING SWITCH MOUNTING PLATE	1.0	EA
9		LIMIT SWITCH	1.0	EA
10		SET SCREW	2.0	EA
11		WASHER	4.0	EA
12		MICRO SWITCH BACKING PLATE	1.0	EA
13		SPRING WASHER	2.0	EA
14		NUT	2.0	EA
15		NYLOC NUT	1.0	EA
16		WASHER	2.0	EA
17		SET SCREW	1.0	EA
18		REVERSE ALARM	1.0	EA



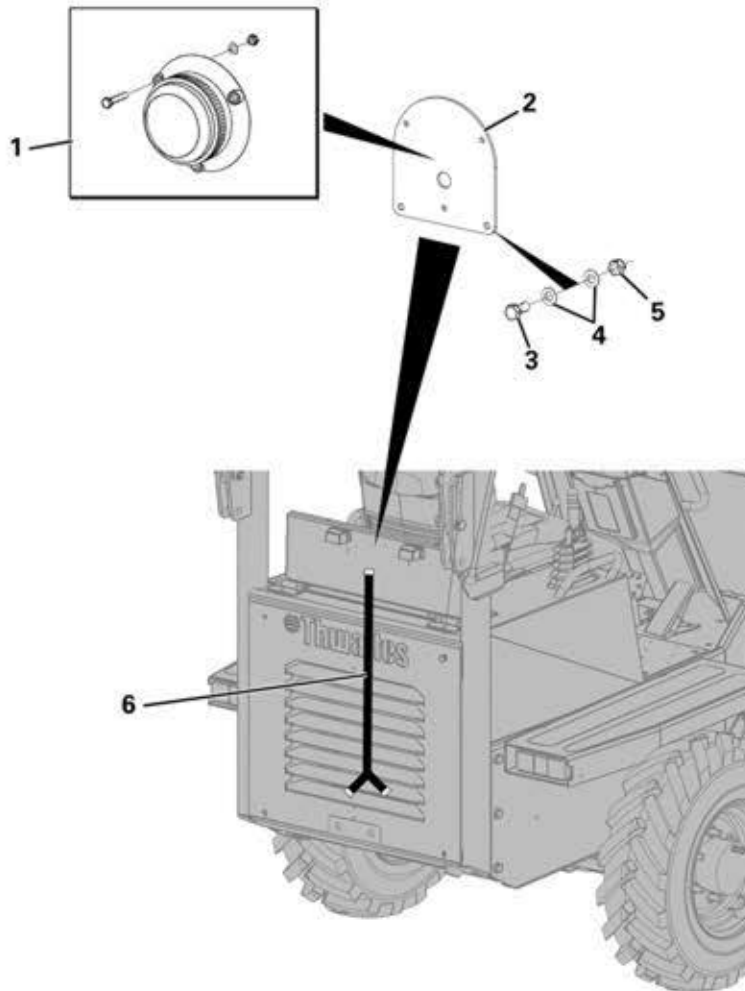
BROADBAND SOUND REVERSE ALARM

Item	Part No.	Description	Qty	U/M
1		EXTENSION HARNESS	1.0	EA
2		BROADBAND SOUND REVERSE ALARM	1.0	EA
3		NYLOC NUT	2.0	EA
4		WASHER	2.0	EA
5		HEAVY DUTY WASHER	2.0	EA
6		SET SCREW	2.0	EA



REVERSING STROBE

Item	Part No.	Description	Qty	U/M
1		REVERSING STROBE LIGHT - WHITE	1.0	EA
2		REVERSING LAMP MOUNTING PLATE	1.0	EA
3		SET SCREW	2.0	EA
4		WASHER	4.0	EA
5		NYLOC NUT	2.0	EA
6		REVERSING STROBE HARNESS	1.0	EA



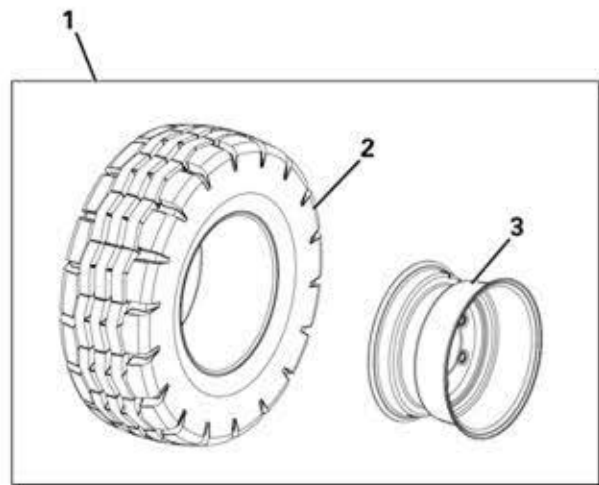
SAFETY DECALS (CON)

Item	Part No.	Description	Qty	U/M
1		SAFETY DECALS 1.5-4.5T (CONT)	1	EA



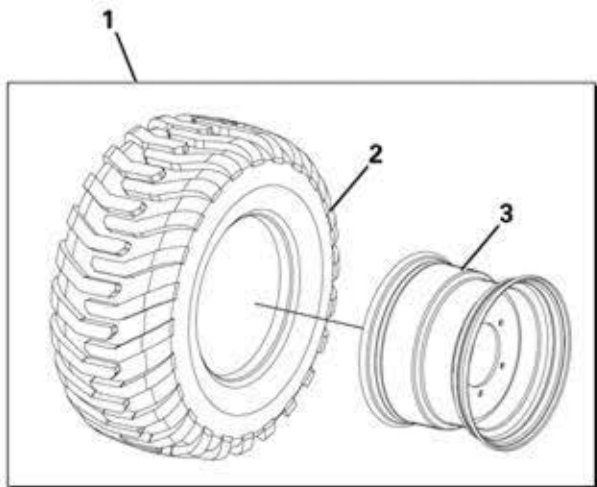
SAND TYRES

Item	Part No.	Description	Qty	U/M
1		WHEEL ASSEMBLY (SAND)	4.0	EA
2		SAND TYRE	1.0	EA
3		WHEEL RIM	1.0	EA



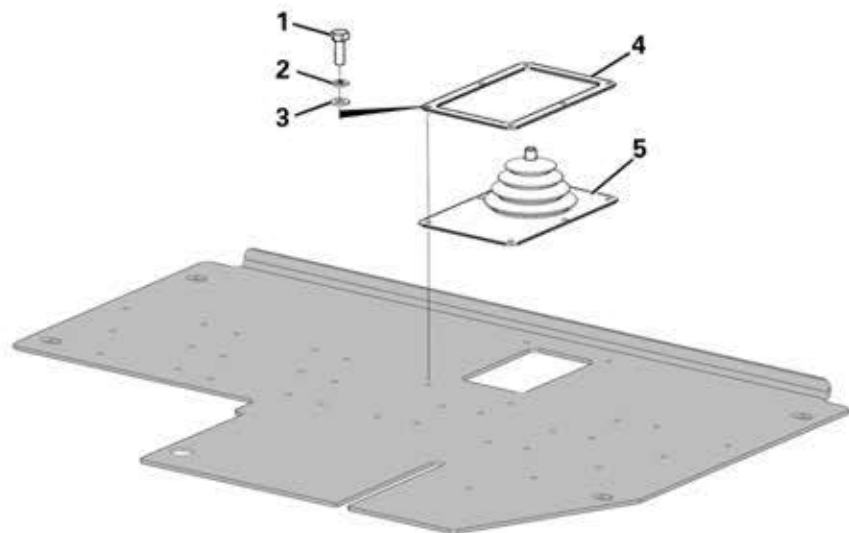
WHEEL ASSEMBLY (HIGH FLOAT)

Item	Part No.	Description	Qty	U/M
1		WHEEL ASSY HI-FLOAT	4.0	EA
2		TYRE	1.0	EA
3		WHEEL RIM	1.0	EA



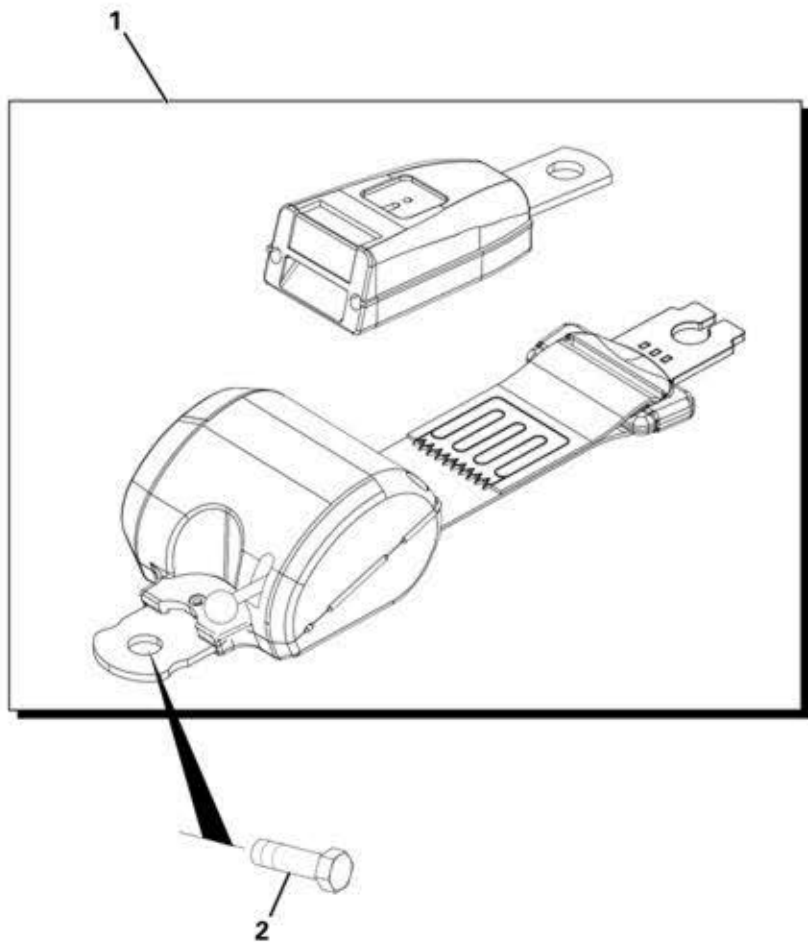
GEAR STICK GAITER COVER

Item	Part No.	Description	Qty	U/M
1		SET SCREW	4.0	EA
2		SPRING WASHER	4.0	EA
3		WASHER	4.0	EA
4		RETAINING PLATE	1.0	EA
5		GAITER	1.0	EA

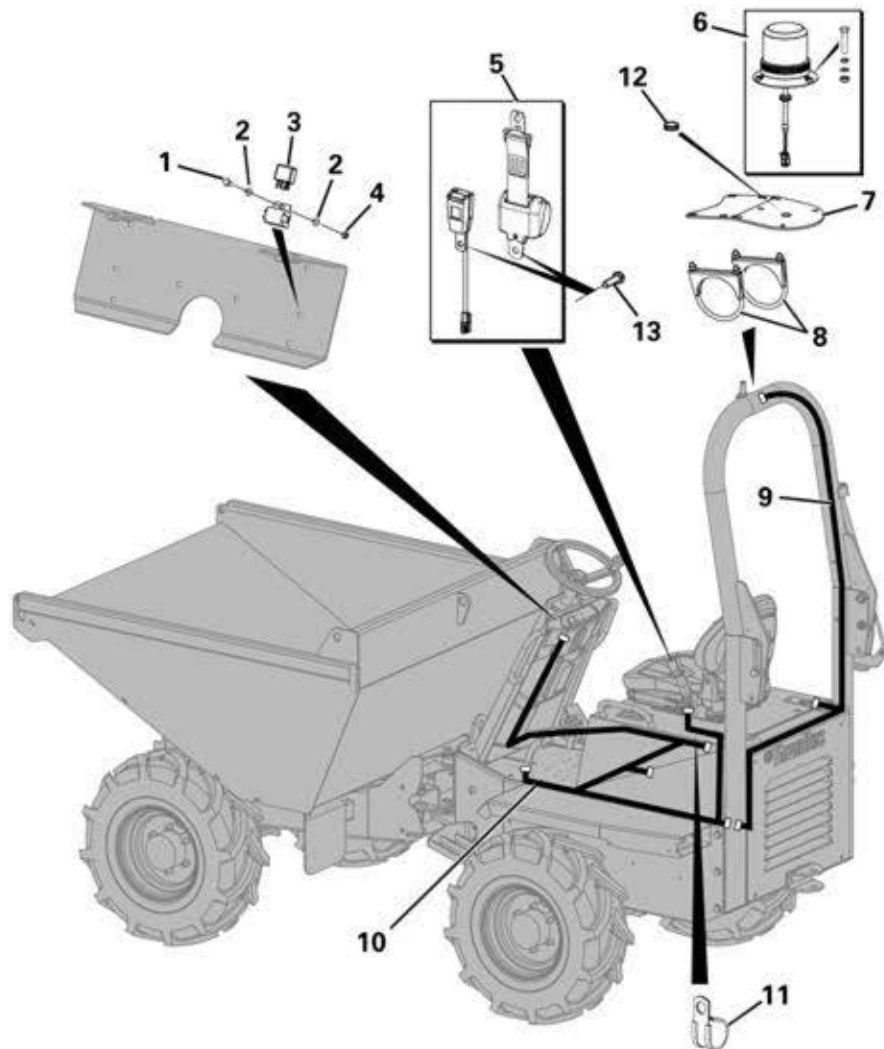


HI-VIS RETRACTABLE SEAT BELT

Item	Part No.	Description	Qty	U/M
1		HIGH VISIBILITY SEAT BELT	1.0	EA
2		SET SCREW	2.0	EA

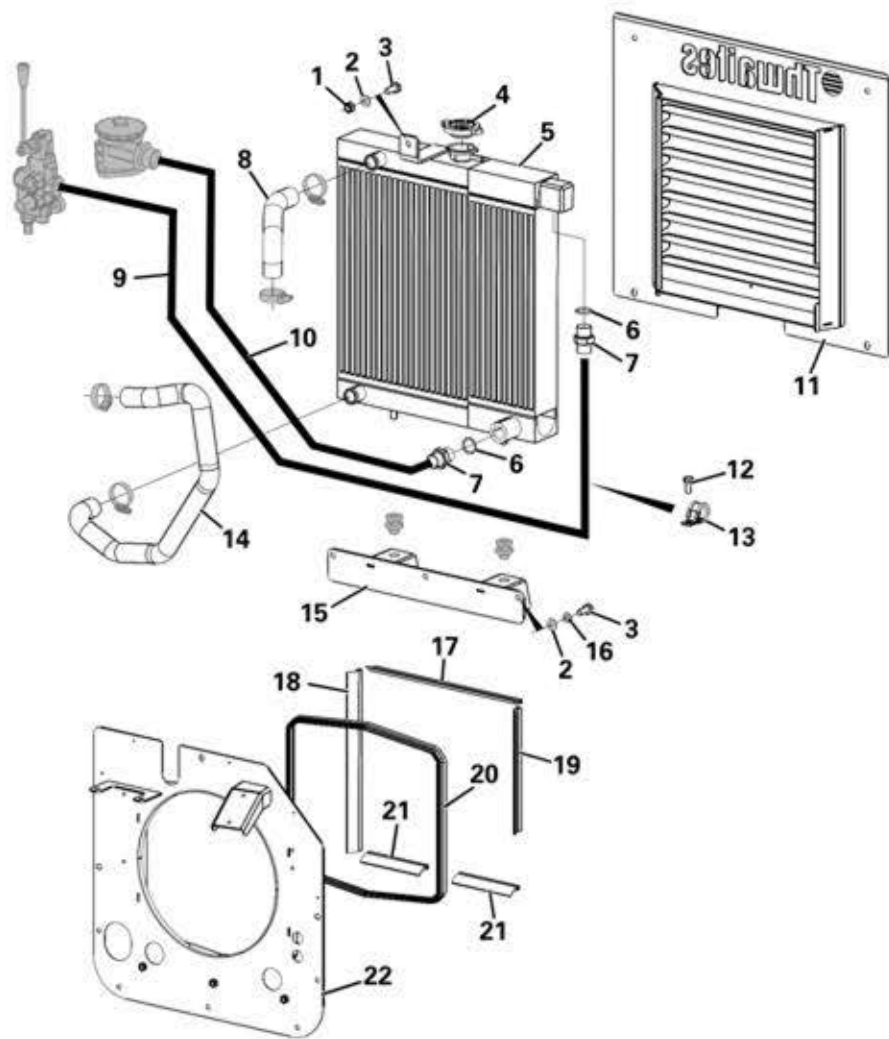


GREEN BEACON WITH START INHIBIT

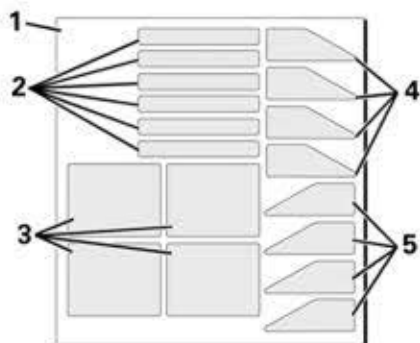


Item	Part No.	Description	Qty	U/M
1		SET SCREW	1.0	EA
2		WASHER	2.0	EA
3		RELAY	3.0	EA
4		NYLOC NUT	1.0	EA
5		SEATBELT	1.0	EA
6		GREEN BEACON	1.0	EA
7		BEACON MOUNTING PLATE	1.0	EA
8		EXHAUST CLAMP	2.0	EA
9		MOTION INHIBIT ROPS HARNESS AMBER/GREEN	1.0	EA
10		START INHIBIT HARNESS (MANUAL)	1.0	EA
11		P CLIP	1.0	EA
12		GROMMET	1.0	EA
13		SET SCREW	2.0	EA

HYDRAULIC OIL COOLER ASSEMBLY

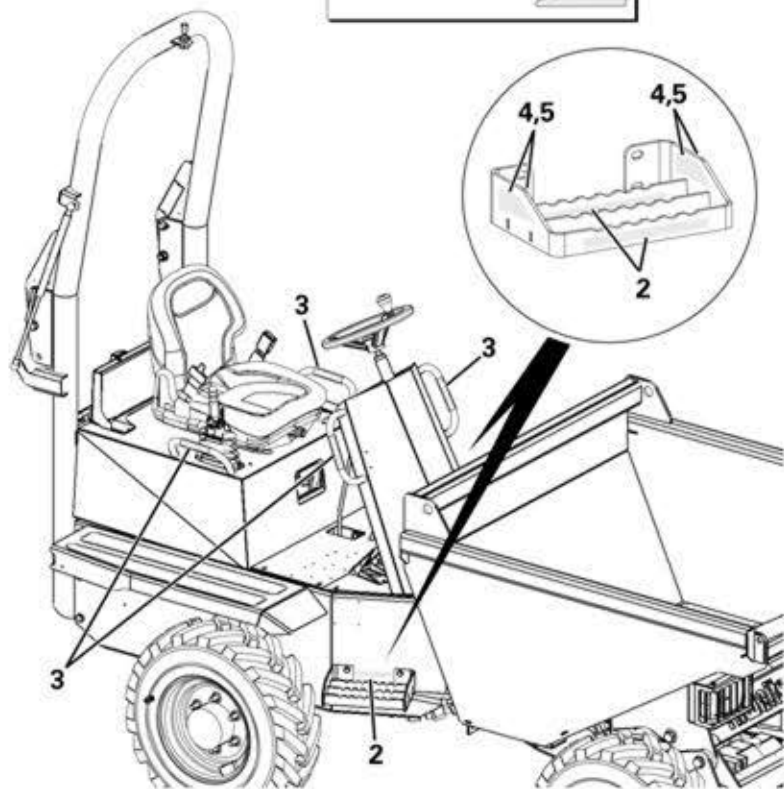


Item	Part No.	Description	Qty	U/M
1		STOVER NUT	1.0	EA
2		HEAVY DUTY WAHER	4.0	EA
3		SET SCREW	4.0	EA
4		RADIATOR CAP	1.0	EA
5		COMBI RADIATOR	1.0	EA
6		DOWTY WASHER	2.0	EA
7		ADAPTOR	2.0	EA
8		TOP RAD HOSE	1.0	EA
9		HOSE	1.0	EA
10		HOSE	1.0	EA
11		REAR GRILLE	1.0	EA
12		SET SCREW	1.0	EA
13		P CLIP	1.0	EA
14		BTM RAD HOSE	1.0	EA
15		RAD BOTTOM MTG BRACKET	1.0	EA
16		SPRING WASHER	3.0	EA
17		RADIATOR SEAL HORIZONTAL	1.0	EA
18		RADIATOR SEAL RH VERTICAL	1.0	EA
19		RADIATOR SEAL LH VERTICAL	1.0	EA
20		RADIATOR COWL SEAL	1.0	EA
21		RADIATOR SEAL BOTTOM	2.0	EA
22		RADIATOR COWL	1.0	EA



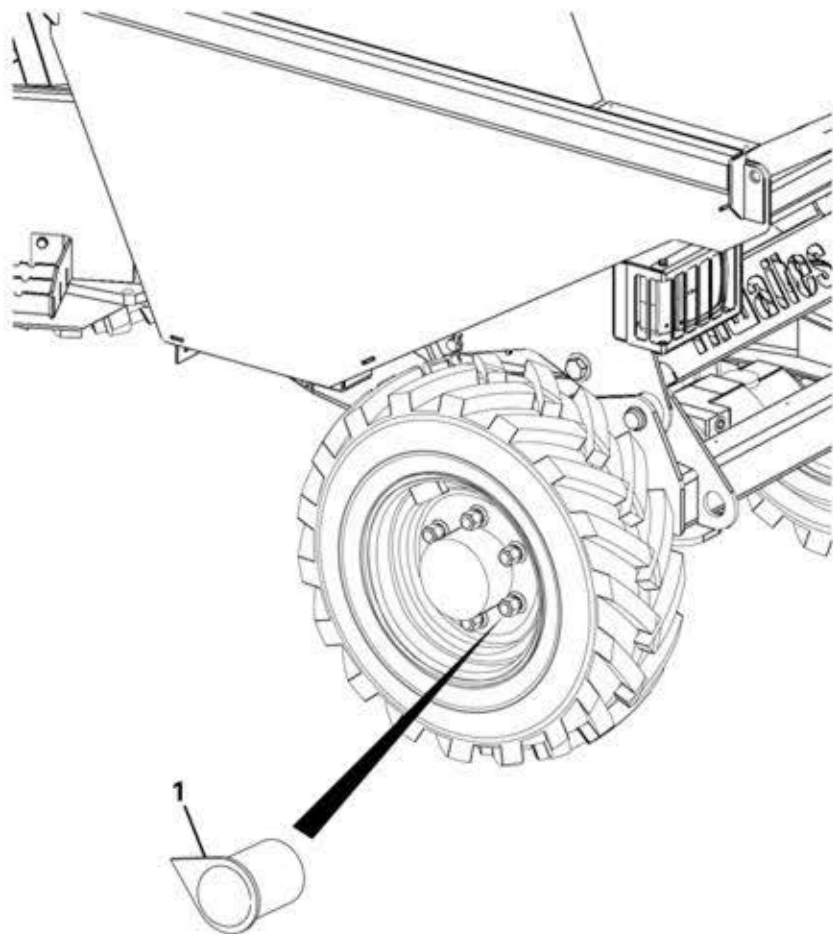
HI-VIS DECAL KIT

Item	Part No.	Description	Qty	U/M
1		HI-VIS DECAL KIT	1.0	EA
2		STEP TREAD	6.0	EA
3		GRAB HANDLE	4.0	EA
4		STEP SIDE	4.0	EA
5		STEP SIDE REVERSE	4.0	EA



WHEEL NUT INDICATOR

Item	Part No.	Description	Qty	U/M
1		WHEEL NUT INDICATOR	24.0	EA

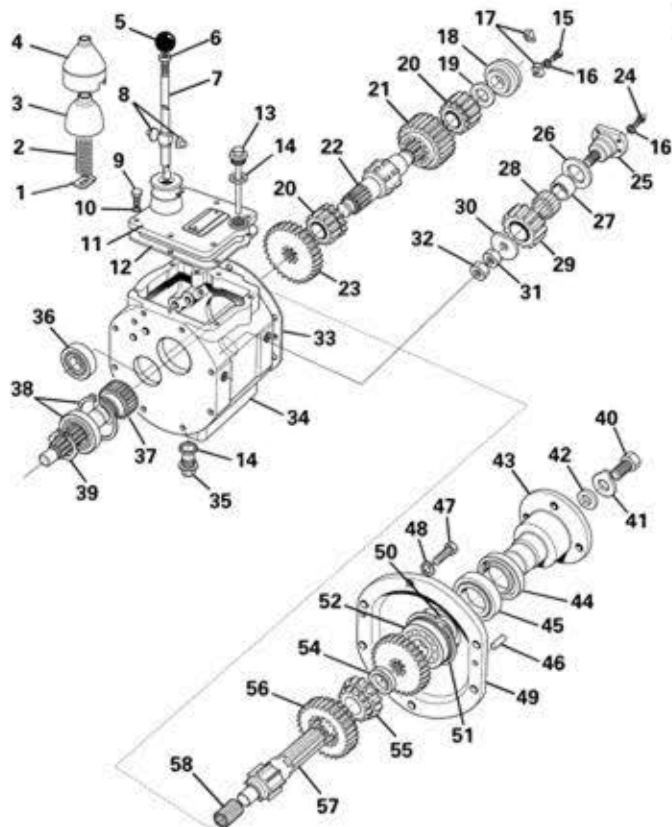


MODIFIED AND ADDITIONAL PARTS

Old Part No.	Qty	Description	Page	Item	Prefix	Issue	New Part No.
	1.0	NUT	19	04	01	06	
	1.0	SPRING WASHER	19	17	01	06	
	1.0	GRUB SCREW	42	24	01	07	
	1.0	WASHER	04	06	01	08	
	1.0	BEACON STORAGE BRACKET	04	15	01	08	
	1.0	SOCKET C/SUNK HEAD SCREW	04	18	01	08	
	1.0	BEACON POST	04	19	01	08	
	1.0	NYLOC NUT	04	20	01	08	
	1.0	RADIATOR SUPPORT BRKT	37	04	01	09	
	1.0	RADIATOR SEAL	38	12	01	09	
	1.0	RADIATOR COWL	38	13	01	09	
	2.0	SKIP DECAL	-	-	01	10	
	1.0	ENGINE COVER DECAL KIT	-	-	01	10	
	3.0	BLUE TAPE	-	-	01	10	
	1.0	SPACER TUBE	12	18	01	11	

MODIFIED AND ADDITIONAL PARTS

Old Part No.	Qty	Description	Page	Item	Prefix	Issue	New Part No.
T102959	1.0	GEARBOX	28	24	02	12	T103420

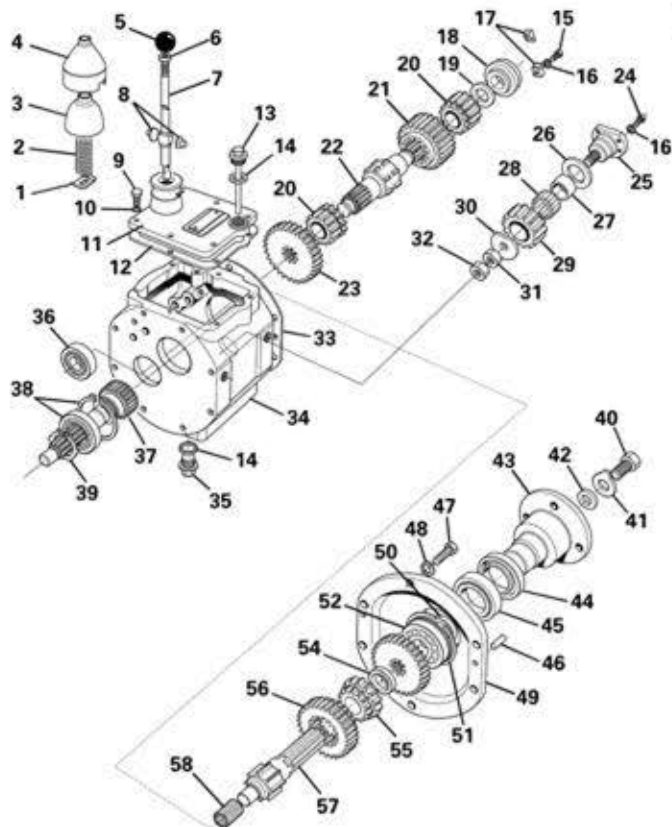


GEARBOX - INTERNAL

Item	Part No.	Description	Qty	U/M
1		RETAINER PLATES	1.0	EA
2		SPRING	1.0	EA
3		COVER	1.0	EA
4		COVER	1.0	EA
5		KNOB	1.0	EA
6		LOCKNUT	1.0	EA
7*		GEAR LEVER ASSEMBLY	1.0	EA
8		PAD GEAR LEVER	2.0	EA
9		BOLT	6.0	EA
10		SPRING WASHER	6.0	EA
11		TOP COVER	1.0	EA
12		JOINT	1.0	EA
13		DIPSTICK	1.0	EA
14		BOND SEAL	2.0	EA
15		LONG SET SCREW	2.0	EA
16		SPRING WASHER	2.0	EA
17		BEARING CLIP	2.0	EA
18		BALL BEARING	1.0	EA
19		SPACER	1.0	EA
20		REVERSE SPEED GEAR	2.0	EA
21		2ND SPEED SLD GEAR	1.0	EA
22		LAYSHAFT	1.0	EA
23		1ST REDUCTION GEAR	1.0	EA
24		SCREW	4.0	EA
25		IDLER SHAFT	1.0	EA
26		THRUST WASHER	1.0	EA
27		INNER BEARING	1.0	EA
28		NEEDLE BEARING	1.0	EA
29		REVERSE PINION	1.0	EA

MODIFIED AND ADDITIONAL PARTS

Old Part No. Qty Description Page Item Prefix Issue New Part No.

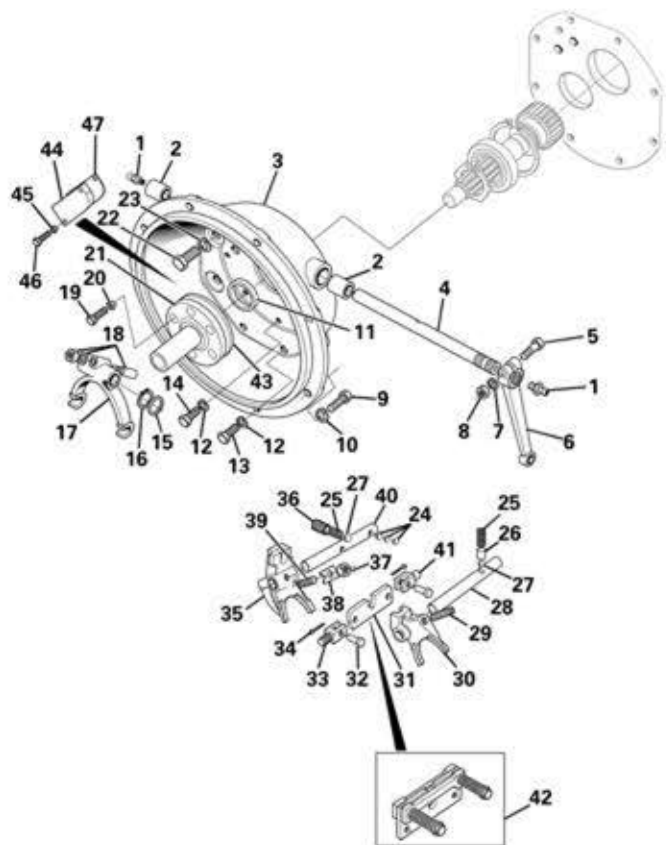


GEARBOX - INTERNAL

Item	Part No.	Description	Qty	U/M
30		WASHER	1.0	EA
31		NUT	1.0	EA
32		HEX LOCKNUT	1.0	EA
33		GASKET	1.0	EA
34		GEARCASE	1.0	EA
35		PLUG	1.0	EA
36		BEARING	1.0	EA
37		INPUT SHAFT	1.0	EA
38		BEARING	1.0	EA
39		CIRCLIP	1.0	EA
40		SCREW	1.0	EA
41		LOCK WASHER	1.0	EA
42		WASHER	1.0	EA
43		COUPLING	1.0	EA
44		DUST EXCLUDER	1.0	EA
45		OIL SEAL	1.0	EA
46		DOWEL	2.0	EA
47		SCREW	6.0	EA
48		SPRING WASHER	6.0	EA
49		END COVER	1.0	EA
50		SPACER	1.0	EA
51		SPACER	1.0	EA
52		BEARING	1.0	EA
53		OUTPUT GEAR	1.0	EA
54		SPACER	1.0	EA
55		SPEED GEAR	1.0	EA
56		1ST SPEED SLD GEAR	1.0	EA
57		MAIN SHAFT	1.0	EA
58		PLANET CAGE ROLLER	1.0	EA

MODIFIED AND ADDITIONAL PARTS

Old Part No. Qty Description Page Item Prefix Issue New Part No.

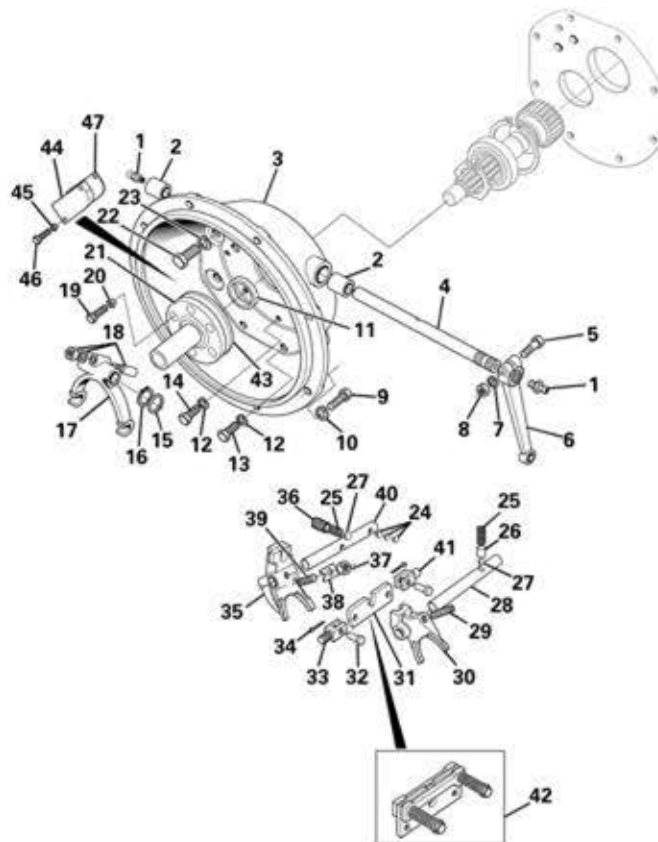


G/BOX - HOUSING & SELECTOR FORKS

Item	Part No.	Description	Qty	U/M
1		GREASE NIPPLE	2.0	EA
2		BUSH	2.0	EA
3		CLUTCH HOUSING	1.0	EA
4		CLUTCH SHAFT	1.0	EA
5		BOLT	1.0	EA
6		CLUTCH OP LEVER	1.0	EA
7		SPRING WASHER	1.0	EA
8		NUT	1.0	EA
9		SET SCREW	8.0	EA
10		SPRING WASHER	8.0	EA
11		OIL SEAL	1.0	EA
12		SPRING WASHER	2.0	EA
13		BOLT	2.0	EA
14		CAPHEAD SCREW	1.0	EA
15		WASHER	1.0	EA
16		CIRCLIP	1.0	EA
17		CLUTCH FORK	1.0	EA
18		COTTER PIN-NUT & WASHER	1.0	EA
19		BOLT	6.0	EA
20		WASHER	6.0	EA
21		GUIDE TUBE ASSEMBLY	1.0	EA
22		SCREW	6.0	EA
23		SPRING WASHER	4.0	EA
23A		WASHER	2.0	EA

MODIFIED AND ADDITIONAL PARTS

Old Part No. Qty Description Page Item Prefix Issue New Part No.

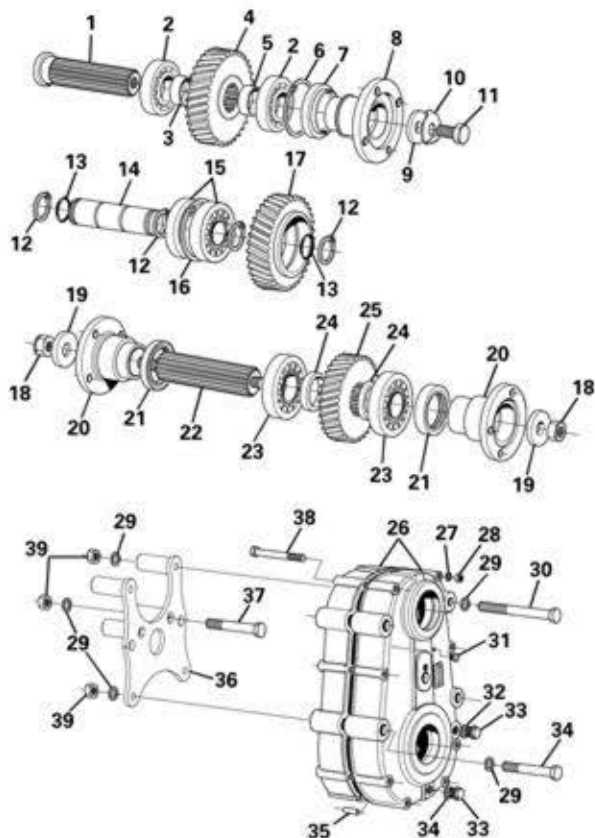


G/BOX - HOUSING & SELECTOR FORKS

Item	Part No.	Description	Qty	U/M
24		STEEL BALLS	3.0	EA
25		DETENT SPRING	1.0	EA
26		PACKING DETENT SPRING	1.0	EA
27		BEARING	2.0	EA
28		SELECTOR SHAFT	1.0	EA
29		GRUB SCREW	1.0	EA
30		SELECTOR FORK 2ND/3RD	1.0	EA
31		INTERLOCK SAFTY PLATE	1.0	EA
32		CLEVIS PIN	2.0	EA
33		STUD SHORT	1.0	EA
34		SPLIT PIN	2.0	EA
35		SELECTOR FORK 1ST/REV	1.0	EA
36		GRUB SCREW	1.0	EA
37		NUT	1.0	EA
38		LOCK WASHER	1.0	EA
39		GRUB SCREW	1.0	EA
40		SELECTOR SHAFT	1.0	EA
41		STUD	1.0	EA
42		INTERLOCK PLATE ASSY.	1.0	EA
43		GUIDE TUBE GASKET	1.0	EA
44		SELECTOR SHAFT COVER PLATE	1.0	EA
45		WASHER	2.0	EA
46		SCREW	2.0	EA
47		GASKET	1.0	EA

MODIFIED AND ADDITIONAL PARTS

Old Part No.	Qty	Description	Page	Item	Prefix	Issue	New Part No.
T102449	1.0	DROPBOX	54	A	02	12	T103421

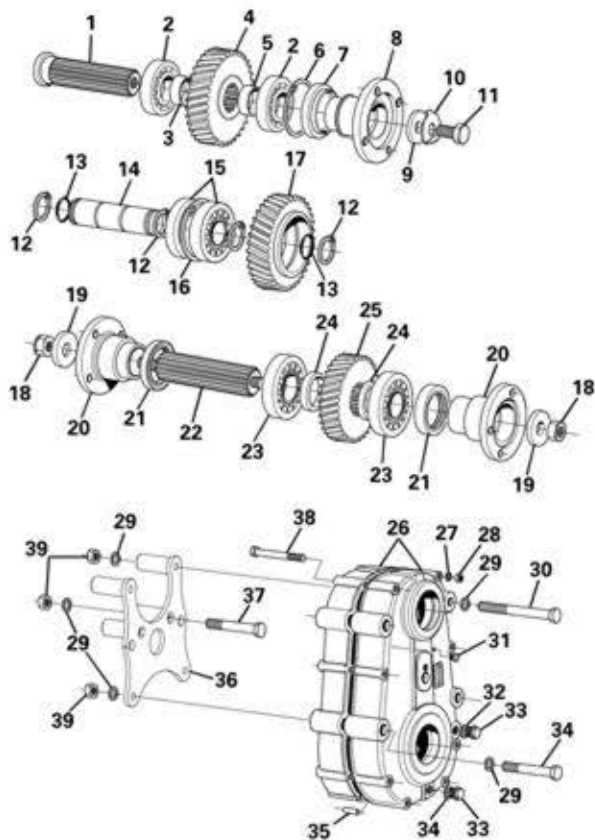


DROPBOX ASSEMBLY

Item	Part No.	Description	Qty	U/M
A		DROPBOX	1.0	EA
1		INPUT SHAFT	1.0	EA
2		BEARING	2.0	EA
3		SPACER	1.0	EA
4		INPUT GEAR	1.0	EA
5		SPACER	1.0	EA
6		CIRCLIP	1.0	EA
7		OILSEAL	1.0	EA
8		COUPLING	1.0	EA
9		WASHER	1.0	EA
10		LOCK WASHER	1.0	EA
11		SCREW	1.0	EA
12		CIRCLIP	4.0	EA
13		O RING	2.0	EA
14		IDLER SHAFT	1.0	EA
15		ROLLER BEARING	2.0	EA
16		CIRCLIP	1.0	EA
17		IDLER GEAR	1.0	EA
18		NUT	2.0	EA
19		THICK WASHER	2.0	EA

MODIFIED AND ADDITIONAL PARTS

Old Part No. Qty Description Page Item Prefix Issue New Part No.



DROPBOX ASSEMBLY

Item	Part No.	Description	Qty	U/M
20		COUPLING	2.0	EA
21		OILSEAL	2.0	EA
22		OUTPUT SHAFT	1.0	EA
23		BEARING	2.0	EA
24		SPACER	2.0	EA
25		OUTPUT GEAR	1.0	EA
26		GEARCASE	1.0	EA
27		SPRING WASHER	8.0	EA
28		NUT	8.0	EA
29		PLAIN WASHER	10.0	EA
30		BOLT	2.0	EA
31		BREATHER	1.0	EA
32		FIBRE WASHER	2.0	EA
33		PLUG	2.0	EA
34		BOLT	2.0	EA
35		DOWEL	2.0	EA
36		DROPBOX MOUNTING ASSY	1.0	EA
37		BOLT	2.0	EA
38		BOLT	8.0	EA
39		PHILIDAS NUT	6.0	EA

MODIFIED AND ADDITIONAL PARTS

Old Part No.	Qty	Description	Page	Item	Prefix	Issue	New Part No.
	1.0	LOCK ASSY	05	04	03	13	
	1.0	SPRING	05	07	03	13	
	1.0	LOCK PLUNGER	05	09	03	13	
	1.0	WELDED LOCK ASSY	05	11	03	13	
	1.0	SET SCREW	08	28	03	14	
	2.0	WASHER	08	29	03	14	
	1.0	NYLOC NUT	08	30	03	14	
	1.0	CHASSIS LOCK BAR ASSY	08	31	03	14	
	1.0	CHASSIS LOCK PIN ASSY	08	32	03	14	
	1.0	HEAVY DUTY WASHER	08	33	03	14	
	1.0	PIN RETAINING CABLE	08	34	03	14	
	1.0	LINCH PIN	08	35	03	14	
	1.0	CHASSIS LOCK PIN	08	37	03	14	
	2.0	COPPER SLEEVE	08	38	03	14	
	4.0	WASHER	01	09	03	15	
	1.0	SET SCREW	01	20	03	15	
	2.0	WASHER	01	21	03	15	
	1.0	NUT	01	22	03	15	
	1.0	CHAIN SLEEVE	01	25	03	15	
	1.0	LOCKING PIN CHAIN	01	26	03	15	
	2.0	HEAVY DUTY WASHER	01	27	03	15	
	1.0	R CLIP	01	28	03	15	
	1.0	COPPER SLEEVE	01	30	03	15	
	1.0	TOWING PIN ASSY	01	31	03	15	
	1.0	CROSSBRACE	04	09	04	16	
	2.0	ENGINE MOUNT (FRONT)	33	14	04	17	
	1.0	GALVANISED HANDBRAKE SPRING	42	18	04	18	

MODIFIED AND ADDITIONAL PARTS

Old Part No.	Qty	Description	Page	Item	From Axle Serial No.	New Part No.
		FRONT AXLE ASSEMBLY (T102625)				
	1.0	HOUSING	92	03	K-HUN-123346	
	12.0	HEXAGON BOLT	92	12	K-HUN-123346	
	2.0	PLANET GEAR CARRIER C/W SPACER	92	32	K-HUN-103899	
	2.0	PLANET GEAR CARRIER	92	09	K-HUN-103899	
	2.0	SPACER	92	25	K-HUN-103899	
	2.0	CYLINDER BOLT	92	24	K-HUN-103899	
	4.0	STUD	92	28	TBA	
	4.0	NUT	92	29	TBA	
	2.0	WHEEL HUB	92	18	TBA	
	2.0	HUB SEAL	92	16	TBA	
	1.0	SHIM	92	19	M-HUN-107642	
	1.0	SHIM	92	19	M-HUN-107642	
	2.0	SHIM	92	19	M-HUN-107642	
	1.0	SHIM	92	19	M-HUN-107642	
	2.0	SHIM	92	19	M-HUN-107642	
	1.0	O-RING	92	23	M-HUN-107642	
	1.0	SPACER	92	18	M-HUN-107642	
	1.0	RING	92	19	M-HUN-107642	
	1.0	RING	92	19	M-HUN-107642	
	1.0	SEAL	92	20	M-HUN-107642	
	1.0	DIFFERENTIAL CARRIER	92	15	M-HUN-118619	
	12.0	HEXAGON BOLT	92	27	TBA	

MODIFIED AND ADDITIONAL PARTS

Old Part No.	Qty	Description	Page	Item	From Axle Serial No.	New Part No.
		REAR AXLE ASSMBLY (T102624)				
	1.0	ROLL PIN	91	13	K-HUN-115501	
	1.0	HOUSING	91	03	K-HUN-123309	
	12.0	HEXAGON BOLT	90	12	K-HUN-123309	
	2.0	PLANET GEAR C/W SPACER	90	32	TBA	
	2.0	PLANET GEAR CARRIER	90	09	TBA	
	2.0	SPACER	90	25	TBA	
	2.0	CYLINDER BOLT	90	24	TBA	
	2.0	WHEEL HUB	90	18	M-HUN-103700	
	2.0	HUB SEAL	90	16	M-HUN-103700	
	4.0	STUD	90	28	M-HUN-103700	
	4.0	NUT	90	29	M-HUN-103700	
	1.0	SHIM	91	19	M-HUN-107104	
	1.0	SHIM	91	19	M-HUN-107104	
	2.0	SHIM	91	19	M-HUN-107104	
	1.0	SHIM	91	19	M-HUN-107104	
	2.0	SHIM	91	19	M-HUN-107104	
	1.0	O-RING	91	23	M-HUN-107104	
	1.0	SPACER	91	18	M-HUN-107104	
	1.0	RING	91	19	M-HUN-107104	
	1.0	RING	91	19	M-HUN-107104	
	1.0	SEAL	91	20	M-HUN-107104	
	1.0	DIFFERENTIAL CARRIER	91	15	M-HUN-116346	
	12.0	HEXAGON BOLT	90	27	TBA	

MODIFIED AND ADDITIONAL PARTS

Old Part No.	Qty	Description	Page	Item	Prefix	Issue	New Part No.
	1.0	ANTI SLIP PAD	02	07	04	20	
	1.0	ANTI SLIP PAD	02	11	04	20	
	1.0	FILLER/FILTER	22	02	05	21	
	1.0	CAP	22	03	05	21	
	1.0	SEAL	22	05	05	21	
	1.0	LOWER CASING	22	08	05	21	
	1.0	SEAL	22	09	05	21	
	1.0	GASKET	22	13	05	21	
	2.0	PLAIN WASHER	22	11	05	21	
	2.0	FRONT ENGINE MOUNT	33	01	06	22	
	1.0	REAR ENGINE MOUNT RH	33	02	06	22	
	1.0	REAR ENGINE MOUNT LH	33	03	06	22	
	4.0	BOLT	33	06	06	22	
	2.0	ENGINE MOUNT REAR	33	08	06	22	
	4.0	SET SCREW	33	09	06	22	
	4.0	PLAIN WASHER	33	10	06	22	
	4.0	PHILIDAS NUT	33	11	06	22	
	4.0	WASHER	33	12	06	22	
	4.0	PHILIDAS NUT	33	13	06	22	
	2.0	ENGINE MOUNT FRONT	33	14	06	22	
	4.0	SPRING WASHER	33	15	06	22	
	2.0	HEADLAMP BLANKING PLATE	08	22	07	23	
	4.0	WASHER	08	23	07	23	
	4.0	SPRING WASHER	08	24	07	23	
	4.0	SET SCREW	08	25	07	23	
	1.0	PEDAL	10	04	08	25	
	1.0	PEDAL	11	07	08	25	

MODIFIED AND ADDITIONAL PARTS

Old Part No.	Qty	Description	Page	Item	Prefix	Issue	New Part No.
	1.0	HYD TANK ASSY	22	01	09	26	
	1.0	FILTER SEALING PLATE	22	14	-	-	
	1.0	FILTER SEALING GASKET	22	15	-	-	
	1.0	MOULDED HYD TANK	23	22	-	-	
	2.0	SET SCREW	23	36	-	-	
	2.0	DOME HEAD SCREW	04	01	-	-	
	2.0	WASHER	04	02	-	-	
	1.0	OPERATOR BOOK	13	17	-	27	
	1.0	MICROSWITCH	42	08	09	28	
	1.0	SEATBELT	03	06	09	29	
	1.0	BATTERY CLAMP	15	22	09	31	
	3.0	RADIATOR MTG RUBBER	37	05	09	32	
	1.0	REAR AXLE	49	A	10	33	
	2.0	HALF SHAFT	49	01	10	33	
	6.0	DIFFERENTIAL PINION	49	07	10	33	
	12.0	HEXAGON BOLT	49	12	10	33	
	2.0	AXLE CASE	50	15	10	33	
	1.0	CIRCLIP	51	07	10	33	
	2.0	WASHER	52	10	10	33	
	2.0	DIFFERENTIAL PINION	52	11	10	33	
	2.0	ROLL PIN	52	13	10	33	
	1.0	SPACER	52	18	10	33	
	2.0	DIFFERENTIAL SHAFT	52	26	10	33	
	1.0	SHAFT RETAINER	52	27	10	33	
	2.0	BACKUP RING	53	08	10	33	
	2.0	O RING	53	09	10	33	
	2.0	O RING	53	10	10	33	
	2.0	BACKUP RING	53	11	10	33	

MODIFIED AND ADDITIONAL PARTS

Old Part No.	Qty	Description	Page	Item	Prefix	Issue	New Part No.
	1.0	FRONT AXLE	45	A	11	34	
	2.0	HALF SHAFT	45	01	11	34	
	6.0	DIFFERENTIAL PINION	45	07	11	34	
	12.0	HEXAGON BOLT	45	12	11	34	
	2.0	AXLE CASE	46	15	11	34	
	1.0	CIRCLIP	47	07	11	34	
	1.0	BEVEL GEAR SET	48	07	11	34	
	2.0	WASHER	48	10	11	34	
	2.0	DIFFERENTIAL PINION	48	11	11	34	
	2.0	ROLL PIN	48	13	11	34	
	1.0	SPACER	48	18	11	34	
	2.0	DIFFERENTIAL SHAFT	48	26	11	34	
	1.0	SHAFT RETAINER	48	27	11	34	
	4.0	SCHNORR WASHER	24	33	11	35	
	1.0	ELECTRICAL SYSTEM	18	01	11	36	
	1.0	LED MODULE	18	12	11	36	
	2.0	SOCKET HEAD CAP SCREW	28	02	12	37	
	1.0	ADAPTOR	28	06	12	37	
	1.0	DOWTY WASHER	28	07	12	37	
	1.0	GEAR PUMP	28	08	12	37	
	1.0	NYLOC NUT	15	11	12	38	
	1.0	SET SCREW	15	20	12	38	
	2.0	WASHER	15	24	12	38	
	1.0	P CLIP	15	25	12	38	
	1.0	LED BEACON	01	32	12	39	

MODIFIED AND ADDITIONAL PARTS

Old Part No.	Qty	Description	Page	Item	Prefix	Issue	New Part No.
	1.0	HYD TANK ASSY	22	01	13	40	
	6.0	FIXING BOLT	22	10	13	40	
	1.0	FILTER SEALING PLATE	22	14	13	40	
	1.0	FILTER SEALING GASKET	22	15	13	40	
	1.0	FILLER / BREATHER	22	16	13	40	
	1.0	LEVEL INDICATOR	23	19	13	40	
	1.0	DRAIN PLUG	23	20	13	40	
	1.0	O RING	23	21	13	40	
	1.0	MOULDED HYD TANK	23	22	13	40	
	2.0	BOLT	23	24	13	40	
	2.0	HEAVY DUTY WASHER	23	25	13	40	
	2.0	TANK SPACER	23	26	13	40	
	2.0	WASHER RUBBER BACKED	23	27	13	40	
	2.0	PHILIDAS NUT	23	28	13	40	
	2.0	RUBBER BUFFER	23	31	13	40	
	2.0	TANK MOUNTING SPACER	23	32	13	40	
	2.0	HEAVY DUTY WASHER	23	33	13	40	
	2.0	SPRING WASHER	23	34	13	40	
	2.0	NUT	23	35	13	40	
	1.0	C/S SET SCREW	23	36	13	40	
	2.0	COPPER WASHER	23	37	13	40	
	4.0	WASHER	23	38	13	40	
	2.0	BOLT	23	39	13	40	
	4.0	SPRING WASHER	23	40	13	40	
	6.0	WASHER	23	41	13	40	
	1.0	STAUFF CLAMP	23	42	13	40	
	1.0	SWEPT ELBOW	23	43	13	40	
	2.0	BOLT	23	44	13	40	
	1.0	COVER PLATE	23	45	13	40	
	1.0	HOSE CLAMP	23	46	13	40	
	2.0	HEAVY DUTY WASHER	23	47	13	40	
	2.0	NYLOC NUT	23	48	13	40	
	1.0	STAUFF CLAMP BRACKET	23	49	13	40	
	2.0	SET SCREW	23	50	13	40	
	1.0	HOSE	24	06	13	40	

MODIFIED AND ADDITIONAL PARTS

Old Part No.	Qty	Description	Page	Item	Prefix	Issue	New Part No.
	1.0	KINGLINK ASSEMBLY	09	04	13	41	
	1.0	SET SCREW	28	20	13	42	
	2.0	WASHER	28	27	13	42	
	1.0	HANBRAKE CABLE P-CLIP SPACER	28	28	13	42	
	1.0	NYLOC NUT	28	29	13	42	
		SURFACE COATING UPDATE TO FIXINGS	01	14,15,16	13	43	
	1.0	KINGLINK ASSEMBLY	09	04	14	44	
	2.0	PLASTIC CAP	03	12	14	45	
	1.0	SET SCREW	03	13	14	45	
	2.0	WASHER	03	14	14	45	
	2.0	FIBRE WASHER	03	15	14	45	
	1.0	SPACER	03	16	14	45	
	1.0	BOLT	03	17	14	45	
	1.0	MICRO SWITCH	10	17	14	46	
	1.0	MICRO SWITCH	10	17	14	46	

MODIFIED AND ADDITIONAL PARTS

Old Part No.

Qty

Description

Page

Item

Prefix

Issue

New Part No.

Service and Warranty

Thwaites give a warranty which, subject to certain conditions, gives an assurance as to the quality of their product.

The Thwaites warranty states:-

In the manufacture of Thwaites machines we endeavour to ensure that only the best workmanship and materials are used. Consequently, provided:-

1. The machine has been properly used in accordance with our recommendations and,
2. That no alterations have been made to the machine without prior written approval and,
3. That the machine has been maintained, serviced and lubricated in accordance with our recommendations and,
4. That Thwaites Warranty Certificate and/or New Machine Delivery Report has been completed and received by Thwaites within one month of delivery to the user.
5. That Thwaites receive a correctly completed Warranty Claim form within thirty days of the failure occurring.
6. UK
That the alleged defective parts are returned to Thwaites within 6 weeks of date of failure.
7. All other territories
That unless otherwise instructed the alleged defective parts are to be stored for inspection for a 6 month period from date of failure.

We will examine the alleged defective part and if we are reasonably satisfied that any defect is solely due to bad workmanship or materials, we will at our cost and at our option either repair any defective part or supply a replacement part in full discharge of all obligations upon us.

This warranty does not, however, extend to reconditioned or second-hand machines. For the avoidance of doubt, we will not entertain any other claims of a direct or consequential nature of whatsoever description and our responsibility is limited to the above.

The above warranty shall in no way detract from your statutory rights

Warranty

It is important to use only genuine Thwaites Limited spare parts and to adhere strictly to the conditions of operation and maintenance laid down by Thwaites Limited.

Your warranty may be invalidated if you do not comply with the above recommendations.