

Thwaites

570 - 3 TONNE FORWARD TIP

allparts



Thwaites
allparts

Pes Plant Ltd
Beare Works
Nr Exeter
EX5 3JX
Tel - 01392 882220
Email - office@pesplant.co.uk
Web - www.pesplant.co.uk

FROM VIN No.

DATED

VIN No.

ENGINE BUILD No. 3TNV88-XWA2

PAYLOAD 3 TONNE



SKIP FORWARD TIP

TRANSMISSION MANUAL

TYPE MACH 570

PREFIX No. 13

MACHINE IDENTIFICATION



Serial Numbers

Please quote machine serial numbers when in communication with your Thwaites distributor.

Model Type (Fig 1.)

Vin N° (Fig 1.)

Engine Serial N° (Fig 2.)

Gearbox Serial N° (Fig 3.)

Axle Serial N° (Fig 4.)

Transfer Box Serial N° (Fig 5.)

VEHICLE IDENTIFICATION NUMBER - (VIN)

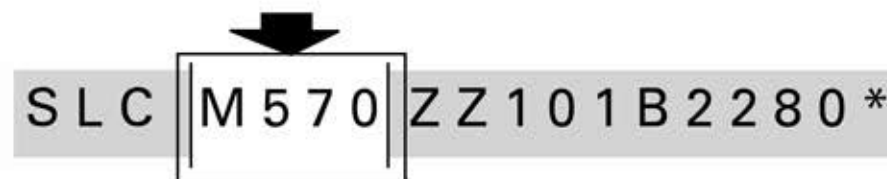
Thwaites have now adopted the international identification system known as VEHICLE IDENTIFICATION NUMBER normally referred to as VIN.



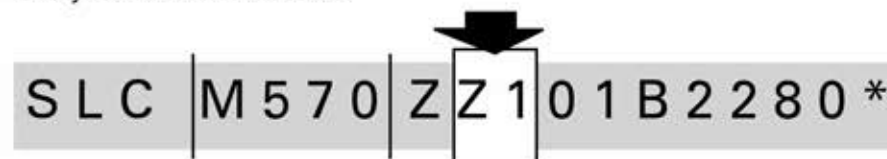
The VIN number incorporates a number of security features and also the machine model and individual serial number.

Important note: *Do not use this parts manual to order replacement spares if the prefix level of your machine is higher than the number quoted at the front of this parts manual.*

When ordering replacement spares it is important that the model or MACH number is used to identify the correct parts manual.



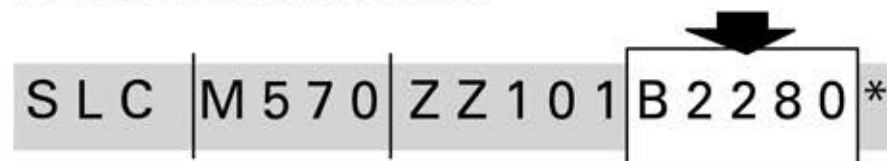
The year of manufacture:



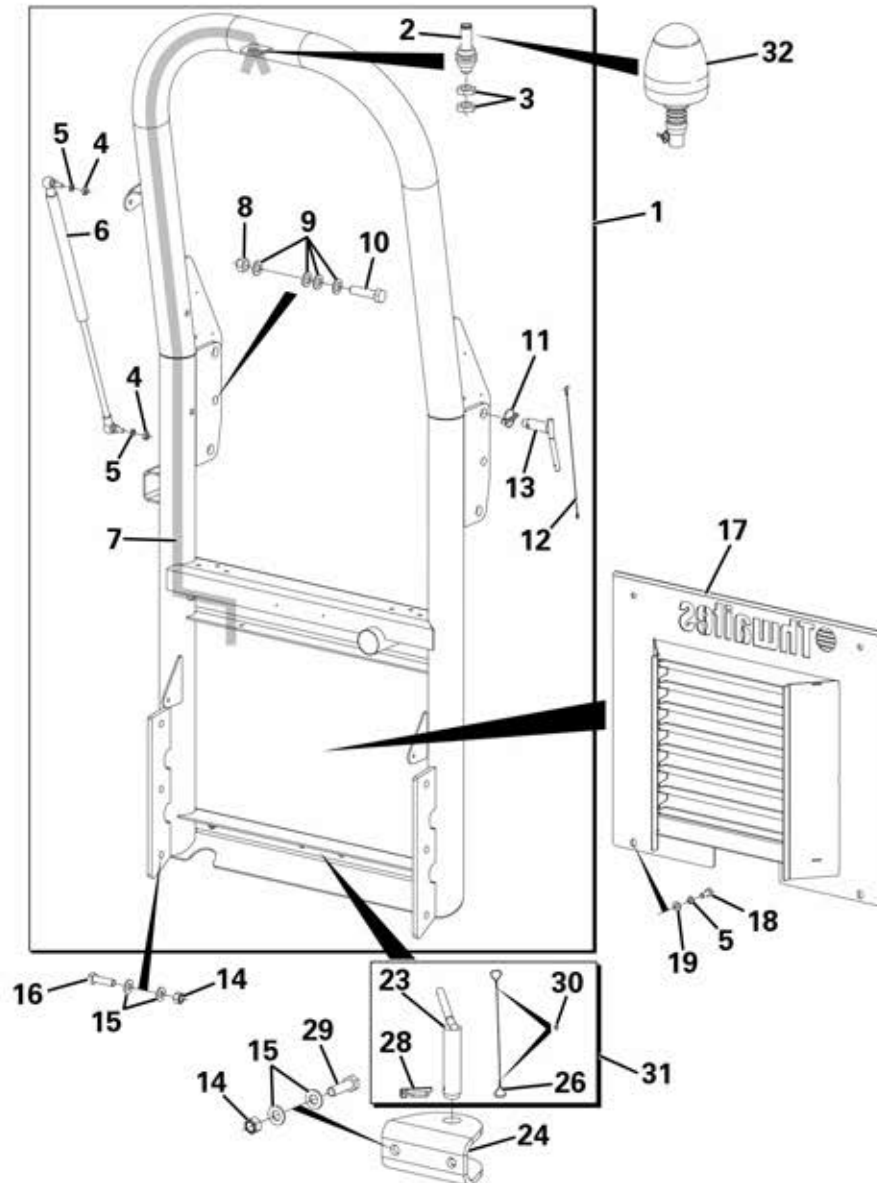
The Machine Parts Manual issue level denoted by the two digit Prefix Number:



The unique machine serial number:

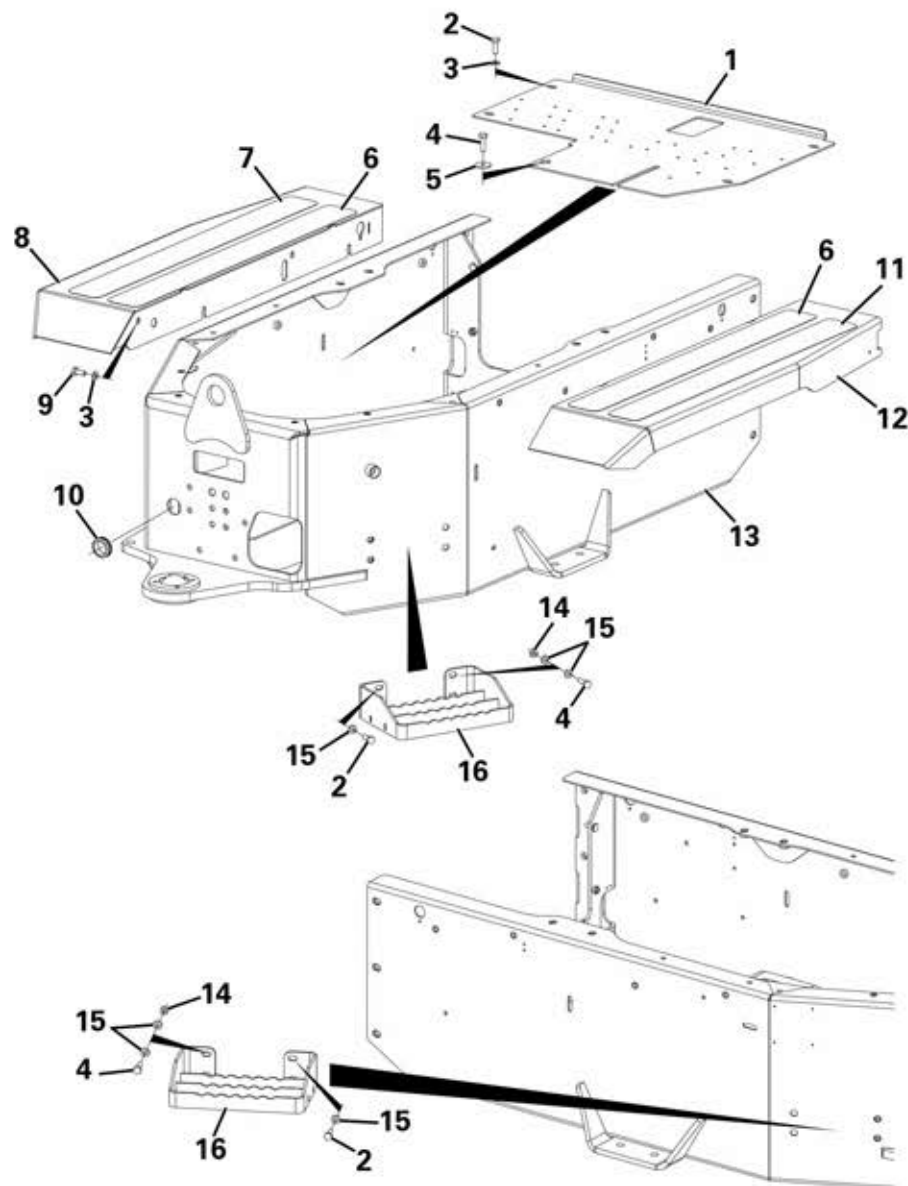


Please ensure that these numbers are quoted in all correspondence with your Thwaites distributor.



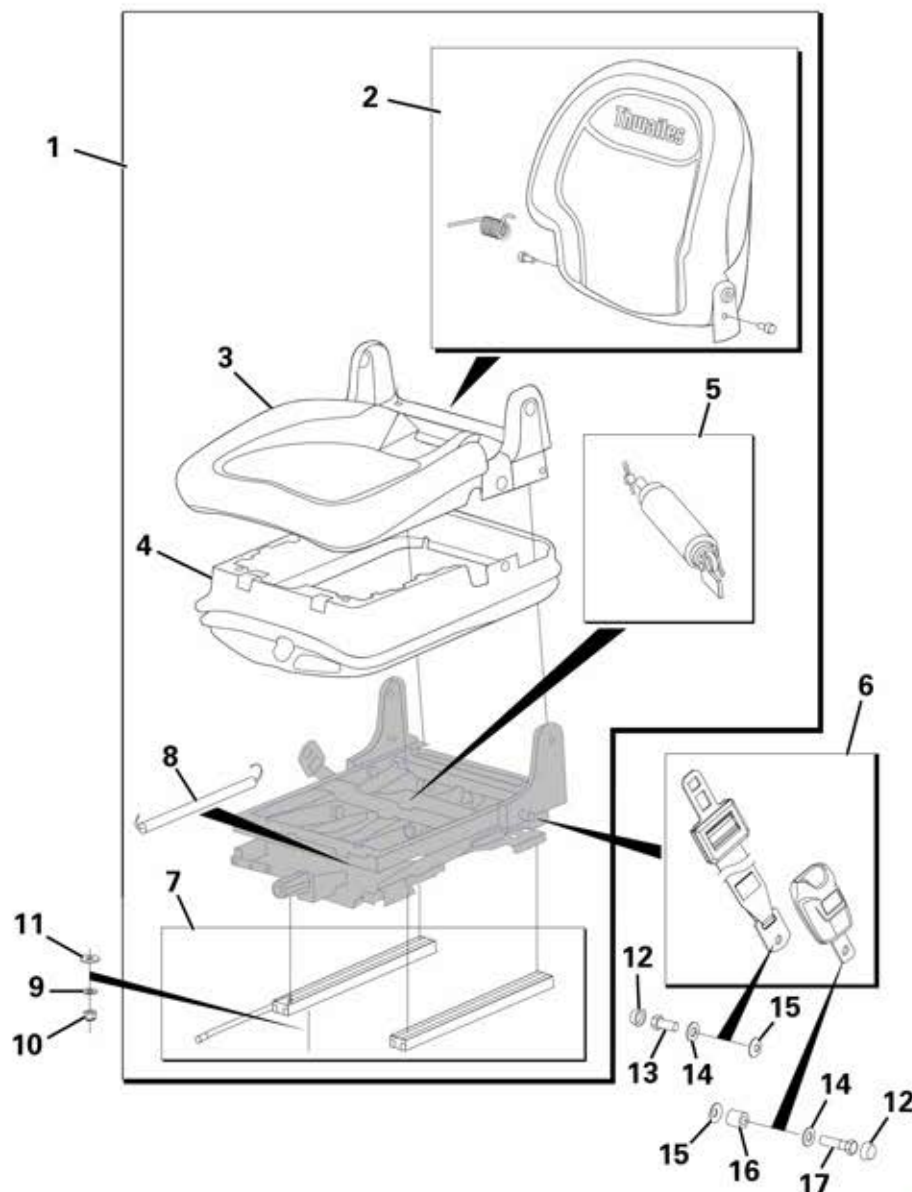
ROPS FRAME ASSEMBLY

Item	Part No.	Description	Qty	U/M
	1	FOLDING ROPS ASSY	1.0	EA
	2	BEACON STEM	1.0	EA
	3	LOCK NUT	2.0	EA
	4	NUT	2.0	EA
	5	SPRING WASHER	6.0	EA
	6	GAS SPRING	1.0	EA
	7	BEACON HARNESS	1.0	EA
	8	PHILIDAS NUT	2.0	EA
	* 9	WASHER	8.0	EA
	10	BOLT	2.0	EA
	11	LINCH PIN	2.0	EA
	12	LINCH PIN WIRE	2.0	EA
	13	ROPS HINGE PIN	2.0	EA
	14	PHILIDAS NUT	8.0	EA
	15	WASHER	16.0	EA
	16	BOLT	6.0	EA
	17	REAR GRILLE	1.0	EA
	18	SET SCREW	4.0	EA
	19	WASHER	4.0	EA
	23	TOWING PIN	1.0	EA
	24	TOWING JAW	1.0	EA
	* 26	TOWING PIN RETAINING CABLE	1.0	EA
	* 28	LINCH PIN	1.0	EA
	29	BOLT	2.0	EA
	* 30	COPPER SLEEVE	2.0	EA
	* 31	TOWING PIN ASSY	1.0	EA
	* 32	LED BEACON	1.0	EA



REAR CHASSIS ASSEMBLY

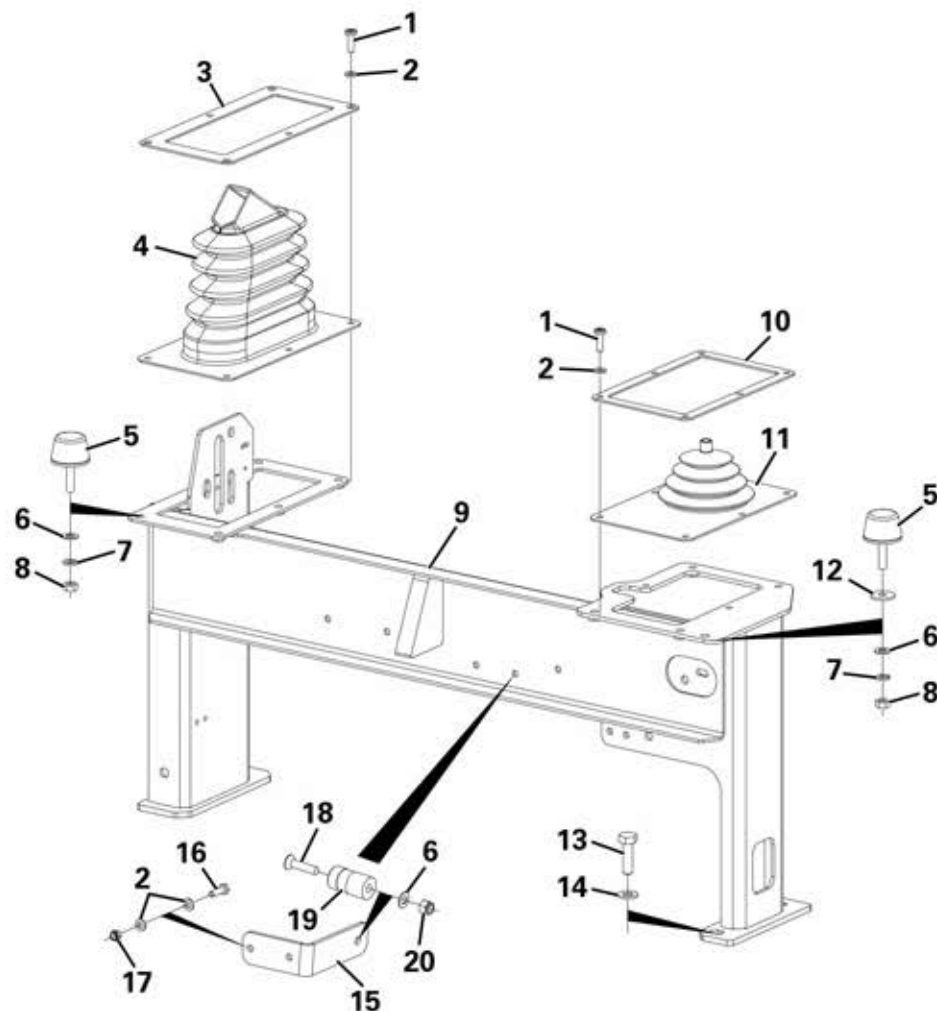
Item	Part No.	Description	Qty	U/M
	1	FLOORPLATE	1.0	EA
	2	SET SCREW	8.0	EA
	3	HEAVY DUTY WASHER	12.0	EA
	4	SET SCREW	5.0	EA
	5	HEAVY DUTY WASHER	1.0	EA
	6	ANTI SLIP PAD	2.0	EA
	* 7	ANTI SLIP PAD	1.0	EA
	8	MUDGUARD ASSEMBLY RH	1.0	EA
	9	SET SCREW	8.0	EA
	10	GROMMET	1.0	EA
	* 11	ANTI SLIP PAD	1.0	EA
	12	MUDGUARD ASSEMBLY LH	1.0	EA
	13	REAR CHASSIS	1.0	EA
	14	PHILIDAS NUT	4.0	EA
	15	WASHER	12.0	EA
	16	STEP	2.0	EA



SEAT ASSEMBLY

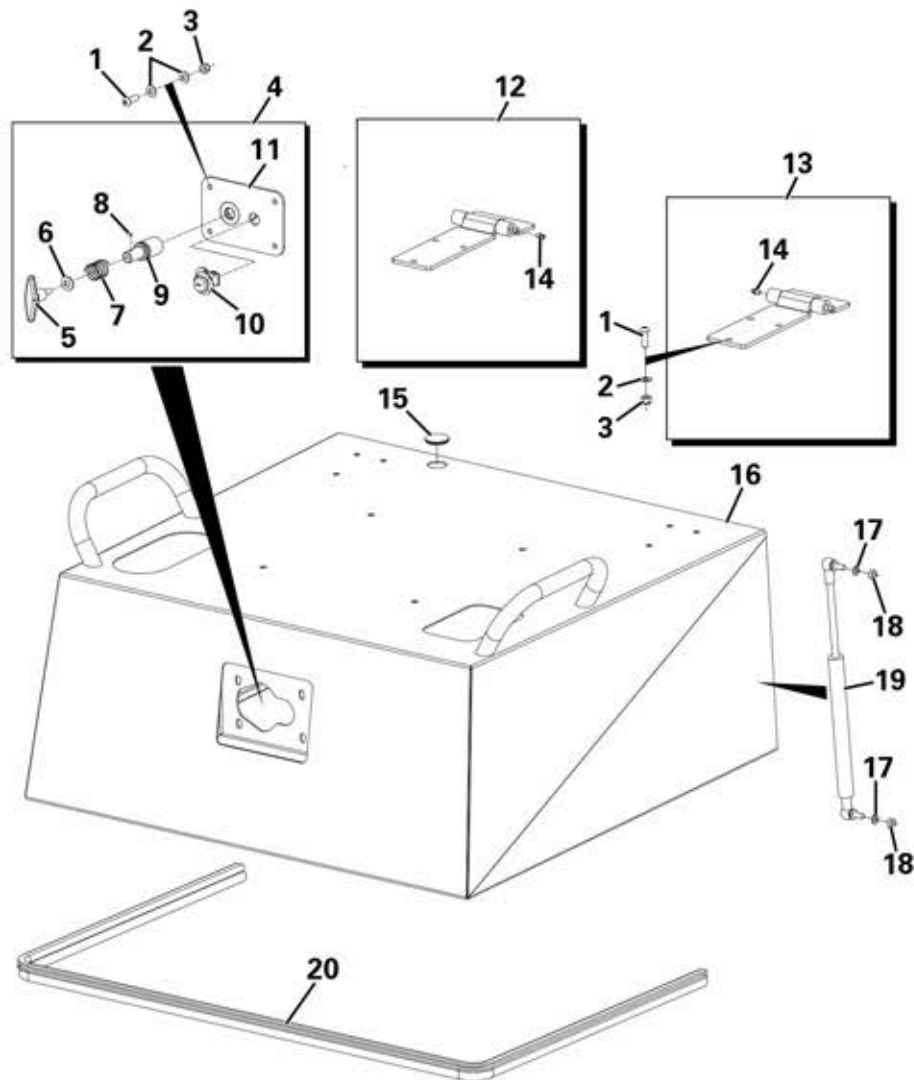
Item	Part No.	Description	Qty	U/M
1		SEAT	1.0	EA
2		BACK CUSHION KIT	1.0	EA
3		SEAT CUSHION KIT	1.0	EA
4		BOOT	1.0	EA
5		DAMPER KIT	1.0	EA
* 6		SEATBELT KIT	1.0	EA
7		SLIDE RAIL ADJUSTER KIT	1.0	EA
8		TRANSFER ROD	1.0	EA
9		PLAIN WASHER	4.0	EA
10		NYLOC NUT	4.0	EA
11		HEAVY DUTY WASHER	4.0	EA
* 12		PLASTIC CAP	2.0	EA
* 13		SET SCREW	1.0	EA
* 14		WASHER	2.0	EA
* 15		FIBRE WASHER	2.0	EA
* 16		SPACER	1.0	EA
* 17		BOLT	1.0	EA

CROSS BRACE ASSEMBLY



Item	Part No.	Description	Qty	U/M
* 1		DOME HEAD SCREW	11.0	EA
* 2		WASHER	14.0	EA
3		HANDBRAKE GAITER RETAINER	1.0	EA
4		HANDBRAKE GAITER	1.0	EA
5		RUBBER BUFFER	2.0	EA
* 6		WASHER	3.0	EA
7		SPRING WASHER	2.0	EA
8		NUT	2.0	EA
* 9		CROSSBRACE	1.0	EA
10		TIPPING GAITER RETAINING PLATE	1.0	EA
11		TIPPING LEVER GAITER	1.0	EA
12		HEAVY DUTY WASHER	1.0	EA
13		SET SCREW	4.0	EA
14		HEAVY DUTY WASHER	4.0	EA
* 15		BEACON STORAGE BRACKET	1.0	EA
16		SET SCREW	2.0	EA
17		NYLOC NUT	2.0	EA
* 18		SOCKET C/SUNK HEAD SCREW	1.0	EA
* 19		BEACON POST	1.0	EA
* 20		NYLOC NUT	1.0	EA

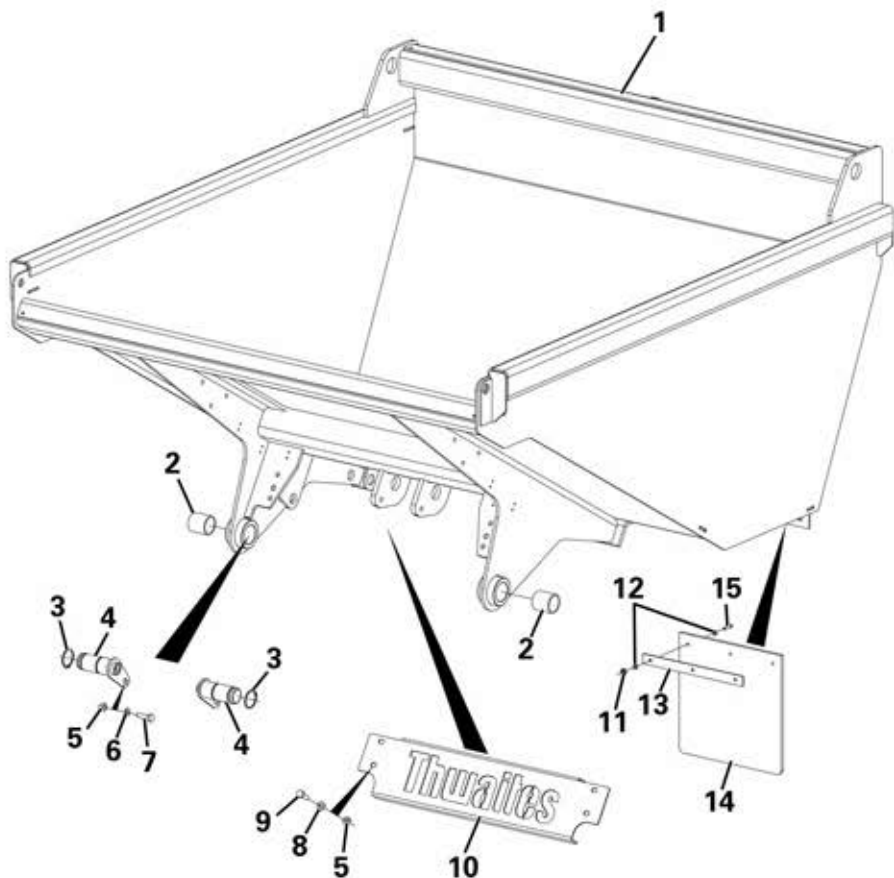
ENGINE COVER ASSEMBLY



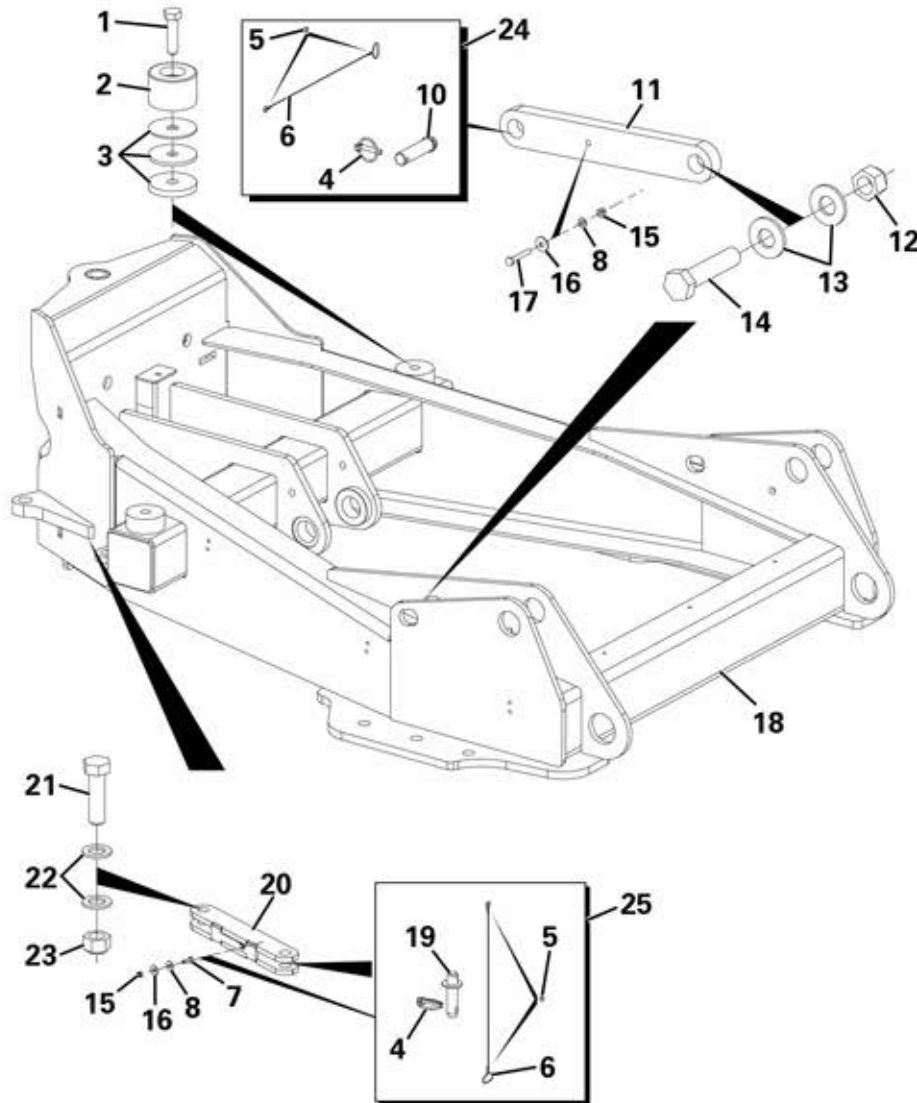
Item	Part No.	Description	Qty	U/M
	1	SOCKET DOME HEAD SCREW	16.0	EA
	2	WASHER	20.0	EA
	3	NYLOC NUT	16.0	EA
	* 4	LOCK ASSY	1.0	EA
	5	RENCOL HANDLE	1.0	EA
	6	HEAVY DUTY WASHER	1.0	EA
	* 7	SPRING	1.0	EA
	8	GRUB SCREW	1.0	EA
	* 9	LOCK PLUNGER	1.0	EA
	10	COMPARTMENT LOCK	1.0	EA
	* 11	WELDED LOCK ASSY	1.0	EA
	12	HINGE RH (CW GREASE NIPPLE)	1.0	EA
	13	HINGE LH (CW GREASE NIPPLE)	1.0	EA
	14	GREASE NIPPLE	2.0	EA
	15	BLANKING GROMMET	1.0	EA
	16	ENGINE COVER	1.0	EA
	17	SPRING WASHER	4.0	EA
	18	NUT	4.0	EA
	19	GAS STRUT	2.0	EA
	20	SEAL	1.0	EA

SKIP ASSEMBLY

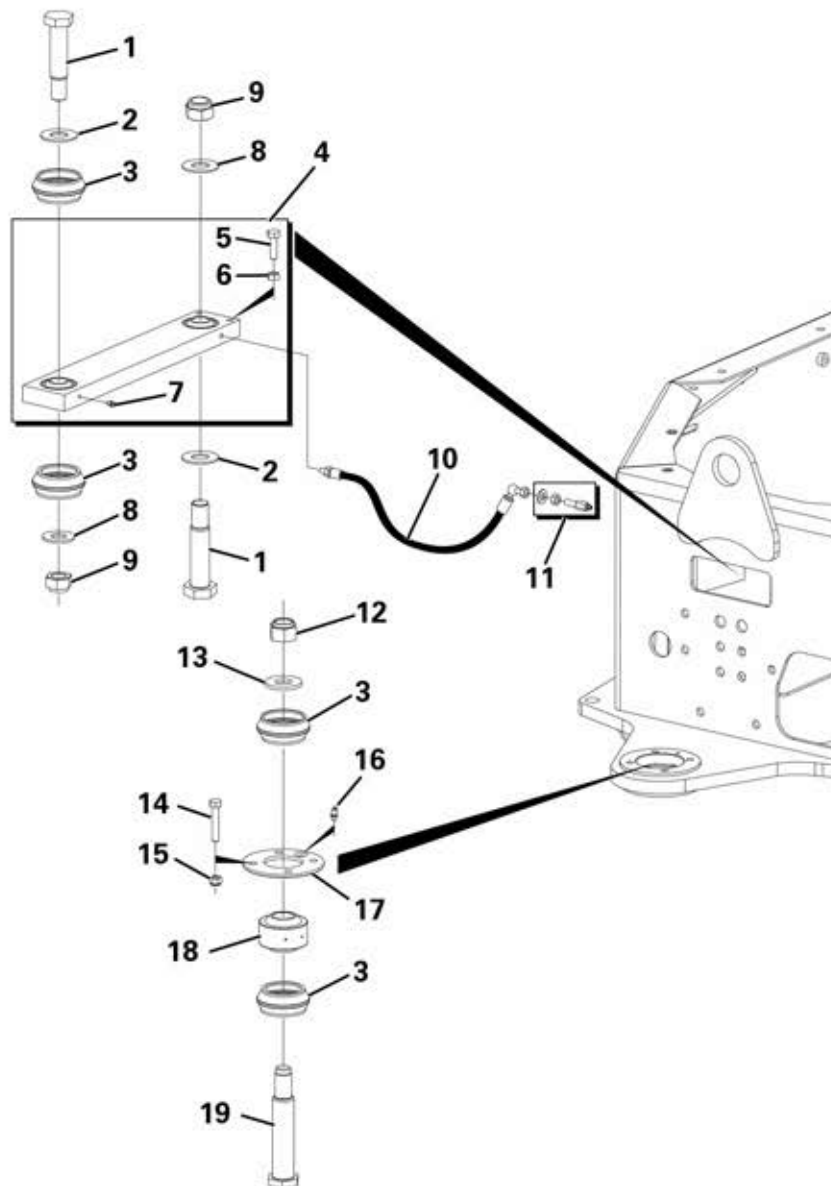
Item	Part No.	Description	Qty	U/M
1		SKIP	1.0	EA
2		BUSH	2.0	EA
3		CIRCLIP	2.0	EA
4		SKIP PIVOT PIN	2.0	EA
5		PHILIDAS NUT	6.0	EA
6		HEAVY DUTY WASHER	2.0	EA
7		SET SCREW	2.0	EA
8		WASHER	4.0	EA
9		SET SCREW	4.0	EA
10		FRONT NAMEPLATE	1.0	EA
11		NYLOC NUT	6.0	EA
12		WASHER	12.0	EA
13		MUDFLAP RETAINER	2.0	EA
14		RUBBER MUDFLAP	2.0	EA
15		DOME HEAD SCREW	6.0	EA



FRONT CHASSIS ASSEMBLY

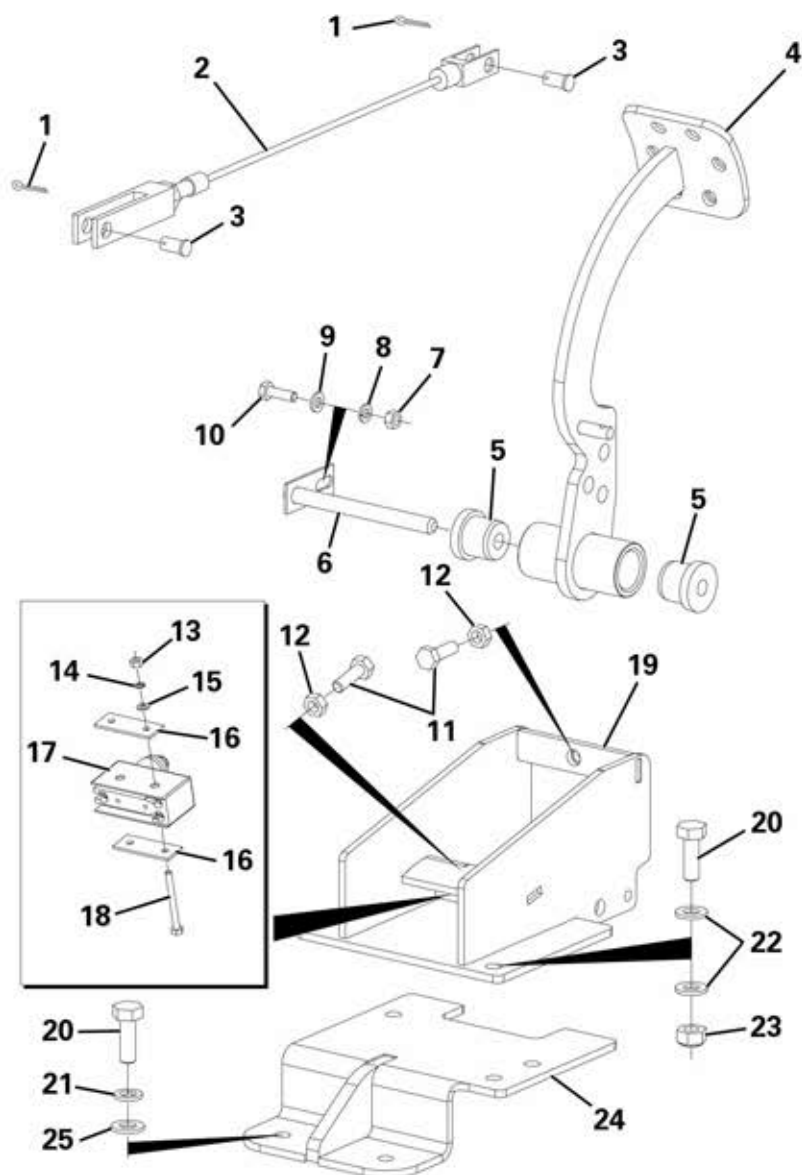


Item	Part No.	Description	Qty	U/M
	1	BOLT	2.0	EA
	2	SKIP PAD	2.0	EA
	3	SKIP PAD SPACER 3mm	A/R	EA
		SKIP PAD SPACER 5mm	A/R	EA
		SKIP PAD SPACER 10mm	A/R	EA
*	4	LINCH PIN	2.0	EA
*	5	COPPER SLEEVE	4.0	EA
*	6	PIN RETAINING CABLE	2.0	EA
*	7	SET SCREW	1.0	EA
*	8	WASHER	2.0	EA
*	10	SKIP PROP PIN	1.0	EA
	11	SKIP PROP	1.0	EA
	12	PHILIDAS NUT	1.0	EA
	13	HEAVY DUTY WASHER	2.0	EA
	14	BOLT	1.0	EA
*	15	NYLOC NUT	2.0	EA
	16	HEAVY DUTY WASHER	2.0	EA
*	17	BOLT	1.0	EA
	18	FRONT CHASSIS	1.0	EA
*	19	CHASSIS LOCK PIN	1.0	EA
*	20	CHASSIS LOCK BAR	1.0	EA
	21	BOLT	1.0	EA
	22	WASHER	2.0	EA
	23	STOVER NUT	1.0	EA
*	24	SKIP PROP PIN ASSY	1.0	EA
*	25	CHASSIS LOCK PIN ASSY	1.0	EA



KINGLINK ASSEMBLY

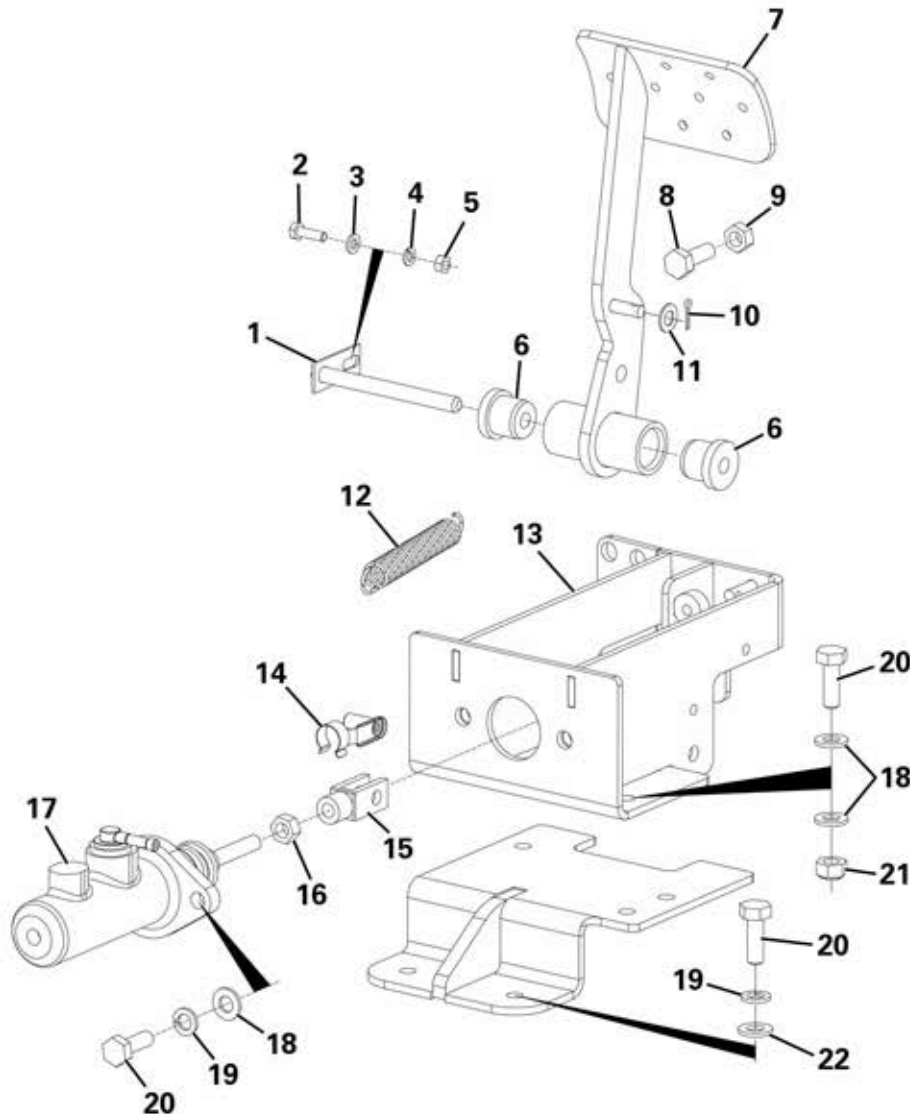
Item	Part No.	Description	Qty	U/M
	1	TOP PIVOT BOLT	2.0	EA
	2	WASHER	2.0	EA
	3	RUBBER DUST SEAL	4.0	EA
	* 4	KINGLINK ASSEMBLY	1.0	EA
	5	SET SCREW	2.0	EA
	6	NUT	2.0	EA
	7	GREASE NIPPLE	1.0	EA
	8	HEAVY DUTY WASHER	2.0	EA
	9	NUT	2.0	EA
	10	GREASE PIPE	1.0	EA
	11	GREASE NIPPLE ASSEMBLY	1.0	EA
	12	LOCKNUT	1.0	EA
	13	HEAVY DUTY WASHER	1.0	EA
	14	BOLT	4.0	EA
	15	NYLOC NUT	4.0	EA
	16	GREASE NIPPLE	1.0	EA
	17	LOWER BEARING CAP	1.0	EA
	18	SPHERICAL BEARING	1.0	EA
	19	PIVOT BOLT	1.0	EA



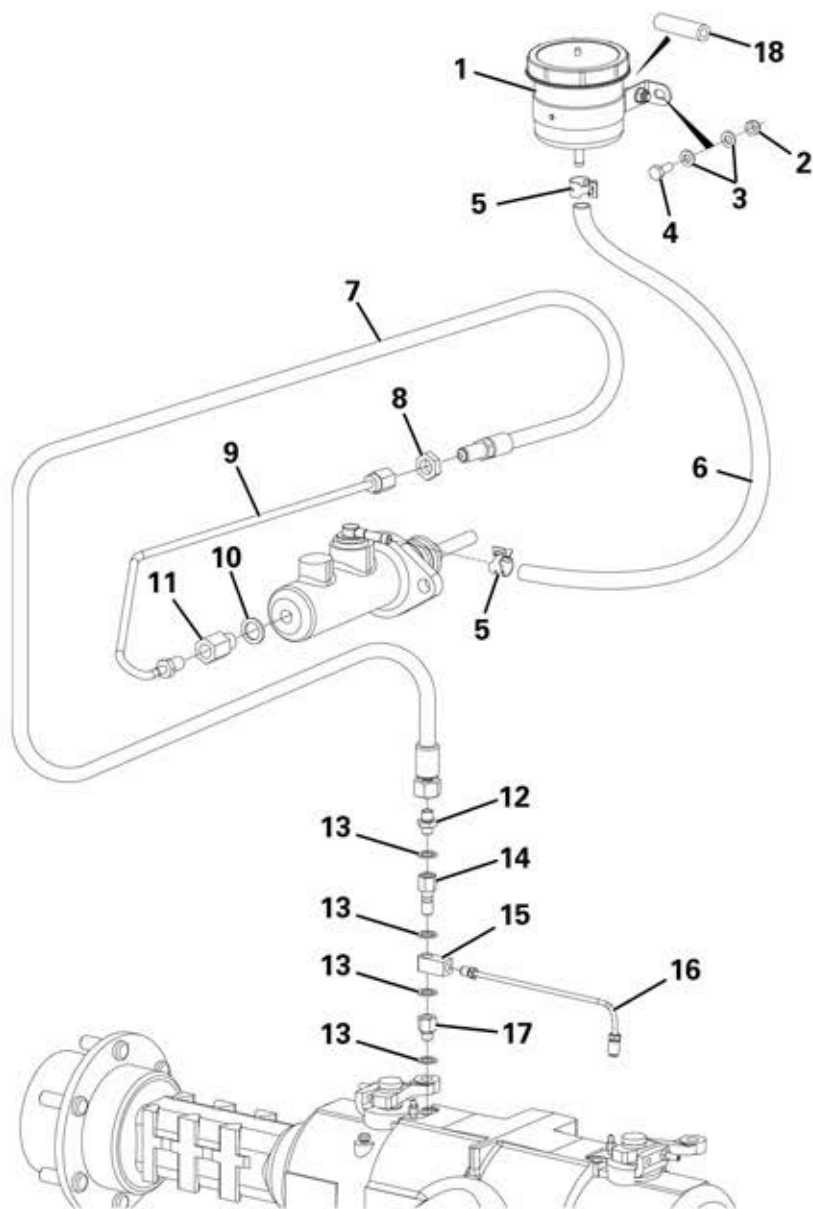
CLUTCH PEDAL ASSEMBLY

Item	Part No.	Description	Qty	U/M
	1	SPLIT PIN	2.0	EA
	2	CLUTCH CABLE	1.0	EA
	3	CLEVIS PIN	2.0	EA
	* 4	PEDAL	1.0	EA
	5	BUSH	2.0	EA
	6	PEDAL SHAFT	1.0	EA
	7	NUT	1.0	EA
	8	SPRING WASHER	1.0	EA
	9	WASHER	1.0	EA
	10	SET SCREW	1.0	EA
	11	SET SCREW	2.0	EA
	12	NUT	2.0	EA
	13	NUT	2.0	EA
	14	SPRING WASHER	2.0	EA
	15	WASHER	2.0	EA
	16	MICRO SWITCH BACKING PLATE	2.0	EA
	* 17	MICRO SWITCH	1.0	EA
	18	SET SCREW	2.0	EA
	19	CLUTCH PEDAL BRKT	1.0	EA
	20	SET SCREW	4.0	EA
	21	SPRING WASHER	2.0	EA
	22	WASHER	4.0	EA
	23	PHILIDAS NUT	2.0	EA
	24	PEDAL MOUNTING BRKT ASSY	1.0	EA
	25	HEAVY DUTY WASHER	2.0	EA

BRAKE PEDAL ASSEMBLY

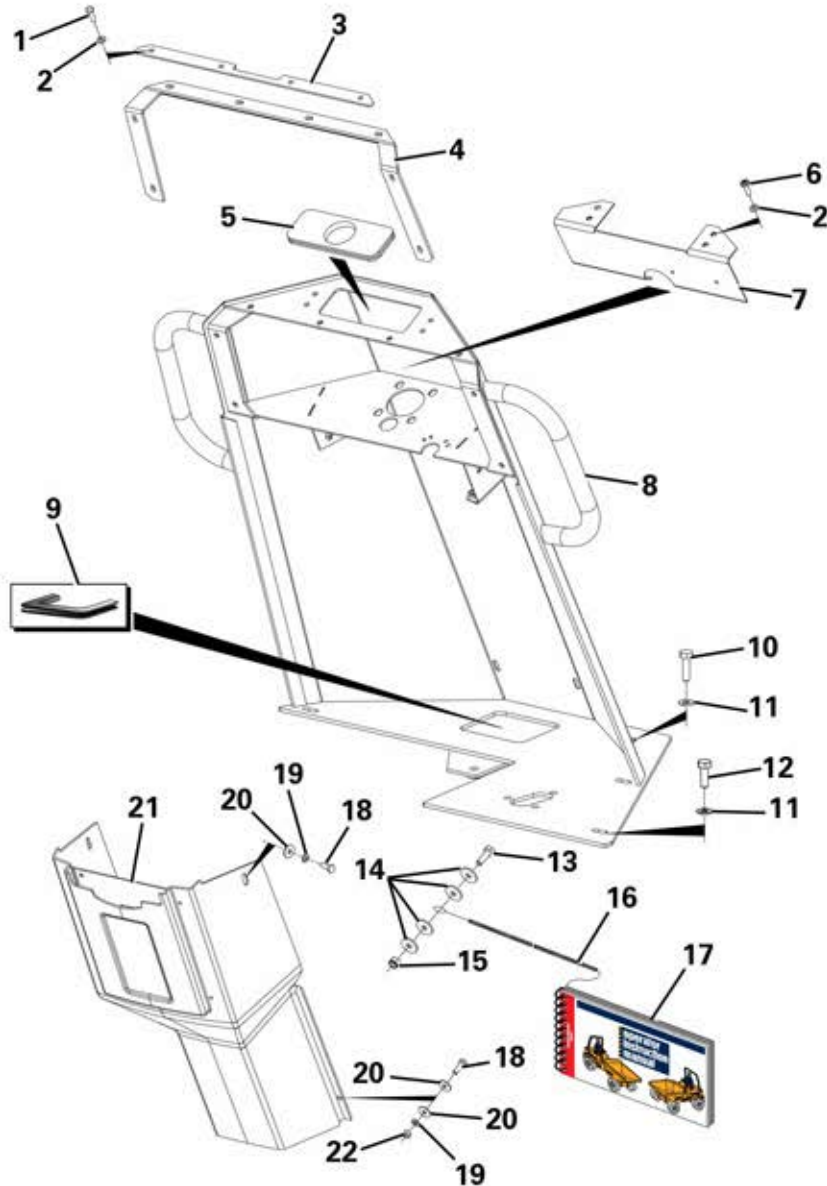


Item	Part No.	Description	Qty	U/M
1		PEDAL SHAFT	1.0	EA
2		SET SCREW	1.0	EA
3		WASHER	1.0	EA
4		SPRING WASHER	1.0	EA
5		NUT	1.0	EA
6		BUSH	2.0	EA
* 7		PEDAL	1.0	EA
8		SET SCREW	1.0	EA
9		NUT	1.0	EA
10		SPLIT PIN	1.0	EA
11		WASHER	1.0	EA
12		BRAKE SPRING	1.0	EA
13		BRAKE PEDAL BRACKET	1.0	EA
14		SPRING CLEVIS PIN	1.0	EA
15		FORK END	1.0	EA
16		LOCK NUT	1.0	EA
17		MASTER CYLINDER	1.0	EA
18		WASHER	6.0	EA
19		SPRING WASHER	4.0	EA
20		SET SCREW	6.0	EA
21		PHILIDAS NUT	2.0	EA
22		HEAVY DUTY WASHER	2.0	EA
23		PEDAL MOUNTING BRKT ASSY	1.0	EA



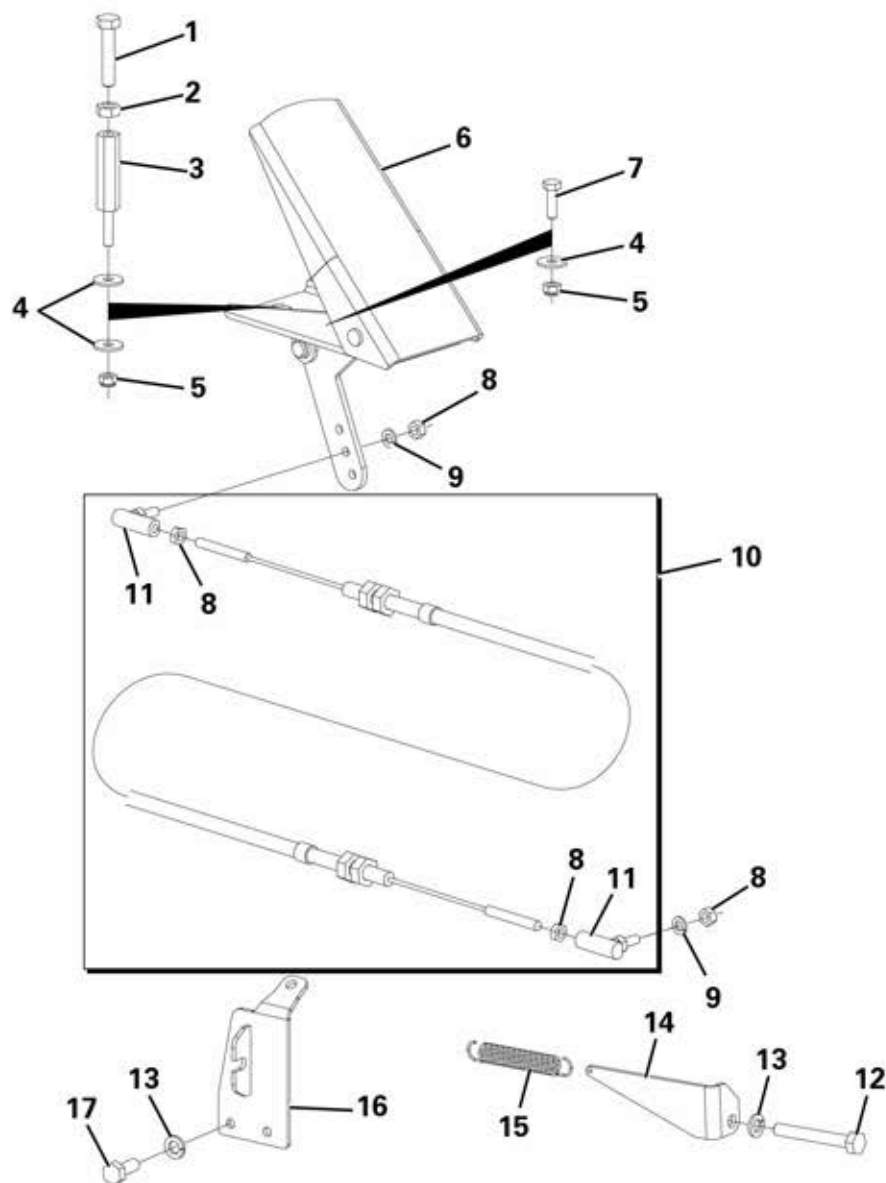
BRAKE CIRCUIT

Item	Part No.	Description	Qty	U/M
1		RESERVOIR	1.0	EA
2		NYLOC NUT	2.0	EA
3		WASHER	4.0	EA
4		SET SCREW	2.0	EA
5		HOSE CLIP	2.0	EA
6		BRAKE HOSE	1.0	EA
7		BRAKE PIPE	1.0	EA
8		LOCK NUT	1.0	EA
9		BRAKE PIPE	1.0	EA
10		DOWTY WASHER	1.0	EA
11		ADAPTOR	1.0	EA
12		ADAPTOR	1.0	EA
13		DOWTY WASHER	4.0	EA
14		BRAKE TEE BANJO BOLT	1.0	EA
15		BRAKE PIPE TEE	1.0	EA
16		REAR AXLE BRAKE PIPE	1.0	EA
17		MALE/FEMALE ADAPTOR	1.0	EA
* 18		SPACER TUBE	1.0	EA



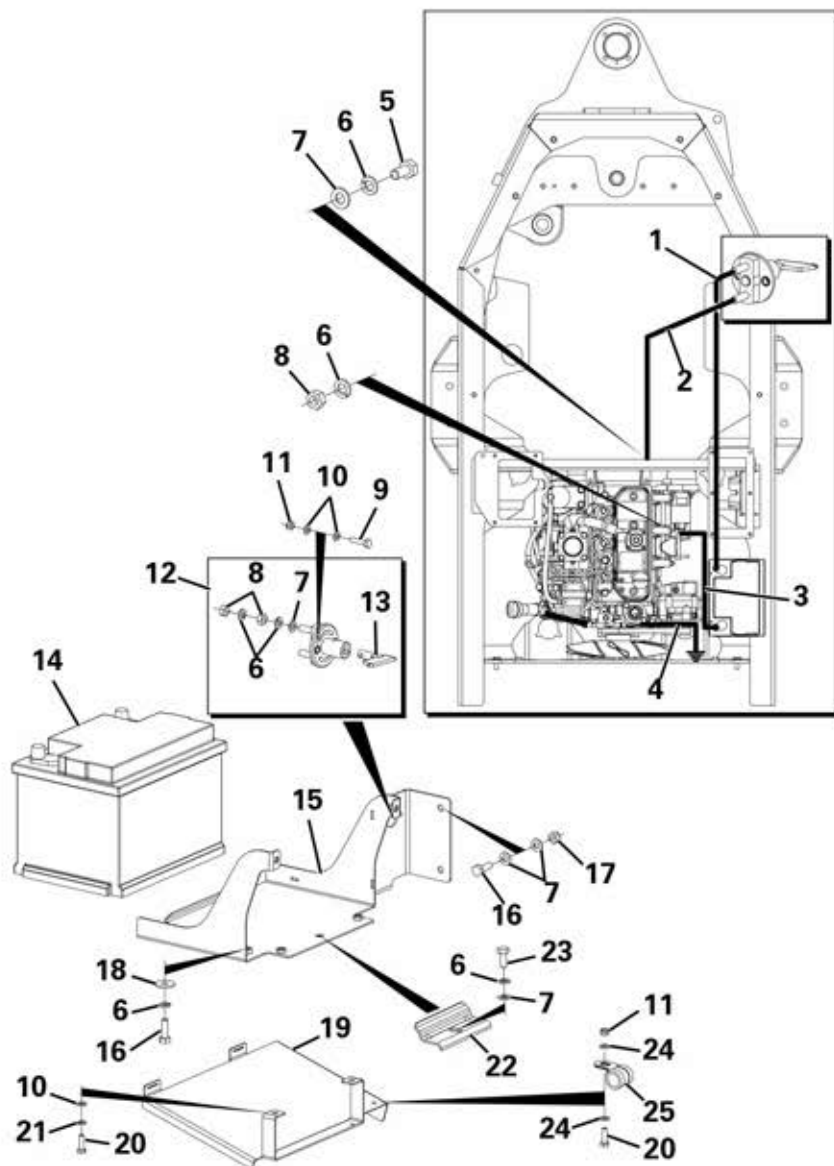
LEG GUARD ASSEMBLY

Item	Part No.	Description	Qty	U/M
1		DOME HEAD SCREW	4.0	EA
2		WASHER	8.0	EA
3		CLAMPING STRIP	1.0	EA
4		SEALING GASKET	1.0	EA
5		STEERING COLUMN GROMMET	1.0	EA
6		PAN HEAD SCREW	4.0	EA
7		SPLASH GUARD	1.0	EA
8		LEG GUARD ASSY	1.0	EA
9		E J TRIM	1.0	EA
10		SET SCREW	2.0	EA
11		HEAVY DUTY WASHER	5.0	EA
12		SET SCREW	3.0	EA
13		SET SCREW	1.0	EA
14		HEAVY DUTY WASHER	4.0	EA
15		NYLOC NUT	1.0	EA
16		RETAINING CABLE	1.0	EA
* 17		OPERATOR BOOK	1.0	EA
18		SET SCREW	4.0	EA
19		SPRING WASHER	4.0	EA
20		HEAVY DUTY WASHER	6.0	EA
21		INNER LEG GUARD	1.0	EA
22		NUT	2.0	EA



THROTTLE PEDAL ASSEMBLY

Item	Part No.	Description	Qty	U/M
1		BOLT	1.0	EA
2		NUT	1.0	EA
3		THROTTLE STOP	1.0	EA
4		HEAVY DUTY WASHER	4.0	EA
5		NYLOC NUT	3.0	EA
6		THROTTLE PEDAL	1.0	EA
7		SET SCREW	2.0	EA
8		NUT	4.0	EA
9		SPRING WASHER	2.0	EA
10		THROTTLE CABLE	1.0	EA
11		AMEL END	2.0	EA
12		BOLT	1.0	EA
13		SPRING WASHER	3.0	EA
14		THROTTLE SPRING MTG	1.0	EA
15		SPRING	1.0	EA
16		THROTTLE CABLE REACTION	1.0	EA
17		SET SCREW	2.0	EA

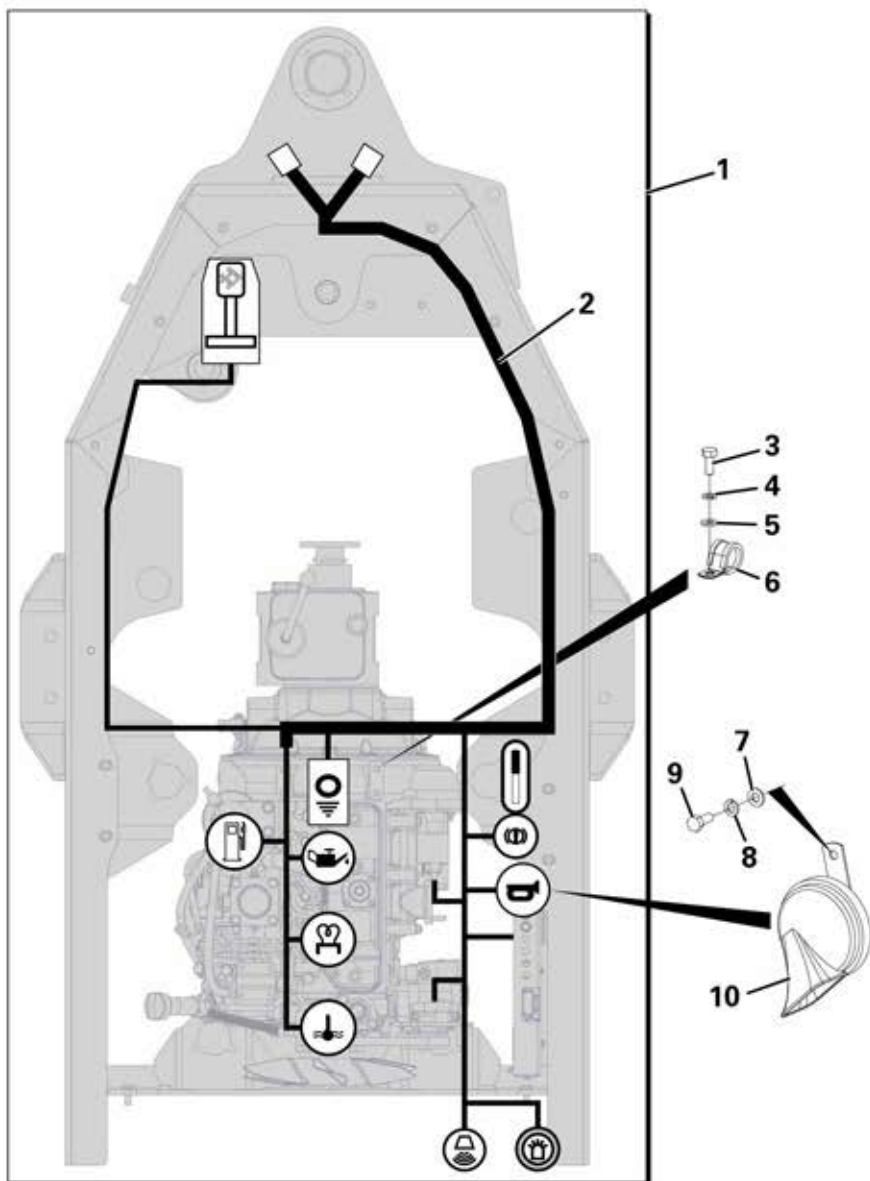


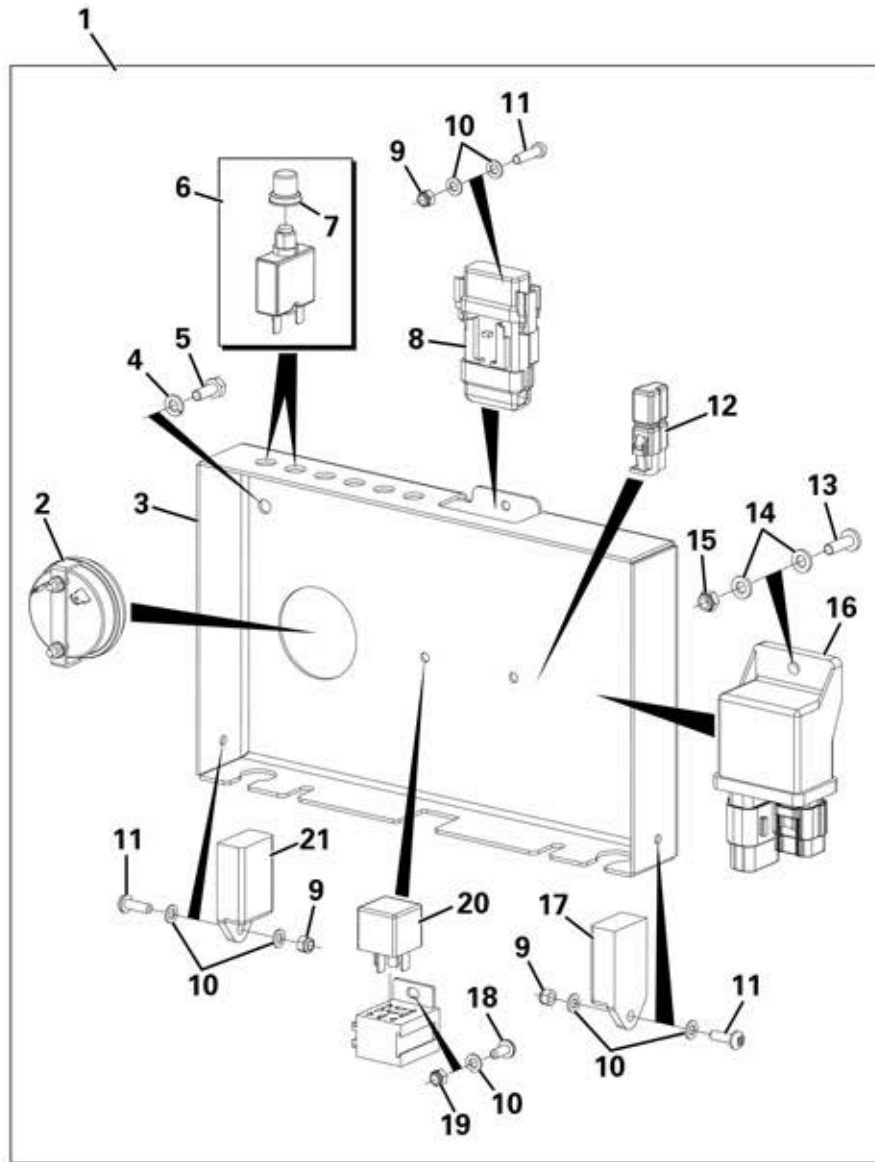
BATTERY BOX ASSEMBLY

Item	Part No.	Description	Qty	U/M
	1	BATTERY NEGATIVE CABLE	1.0	EA
	2	ISOLATOR CABLE	1.0	EA
	3	BATTERY POSITIVE CABLE	1.0	EA
	4	EARTH LEAD	1.0	EA
	5	SET SCREW	1.0	EA
	6	SPRING WASHER	9.0	EA
	7	WASHER	8.0	EA
	8	NUT	5.0	EA
	9	SET SCREW	2.0	EA
	10	WASHER	6.0	EA
	* 11	NYLOC NUT	3.0	EA
	12	BATTERY ISOLATOR SWITCH	1.0	EA
	13	KEY	1.0	EA
	14	BATTERY	1.0	EA
	15	BATTERY BASE PLATE ASSY	1.0	EA
	16	SET SCREW	4.0	EA
	17	NYLOC NUT	2.0	EA
	18	HEAVY DUTY WASHER	2.0	EA
	19	HEAT SHIELD	1.0	EA
	* 20	SET SCREW	3.0	EA
	21	SPRING WASHER	2.0	EA
	* 22	BATTERY CLAMP	1.0	EA
	23	SET SCREW	1.0	EA
	* 24	WASHER	2.0	EA
	* 25	P CLIP	1.0	EA

ENGINE HARNESS

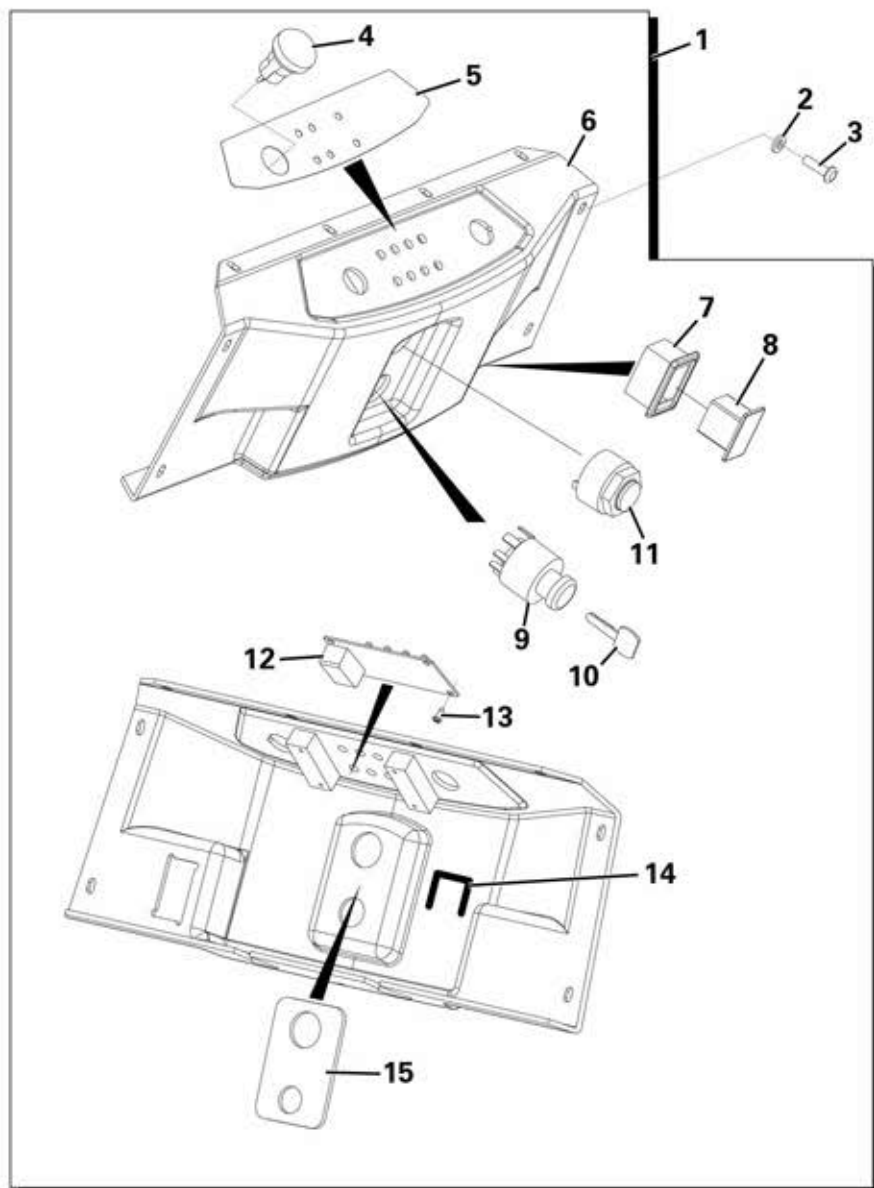
Item	Part No.	Description	Qty	U/M
1		Part of ITEM 1 on DASH PANEL ASSY page		
2		ENGINE/PANEL LOOM	1.0	EA
3		SET SCREW	1.0	EA
4		SPRING WASHER	1.0	EA
5		HEAVY DUTY WASHER	1.0	EA
6		P CLIP	1.0	EA
7		WASHER	1.0	EA
8		SPRING WASHER	1.0	EA
9		SET SCREW	1.0	EA
10		HORN	1.0	EA





ELECTRICS BOX

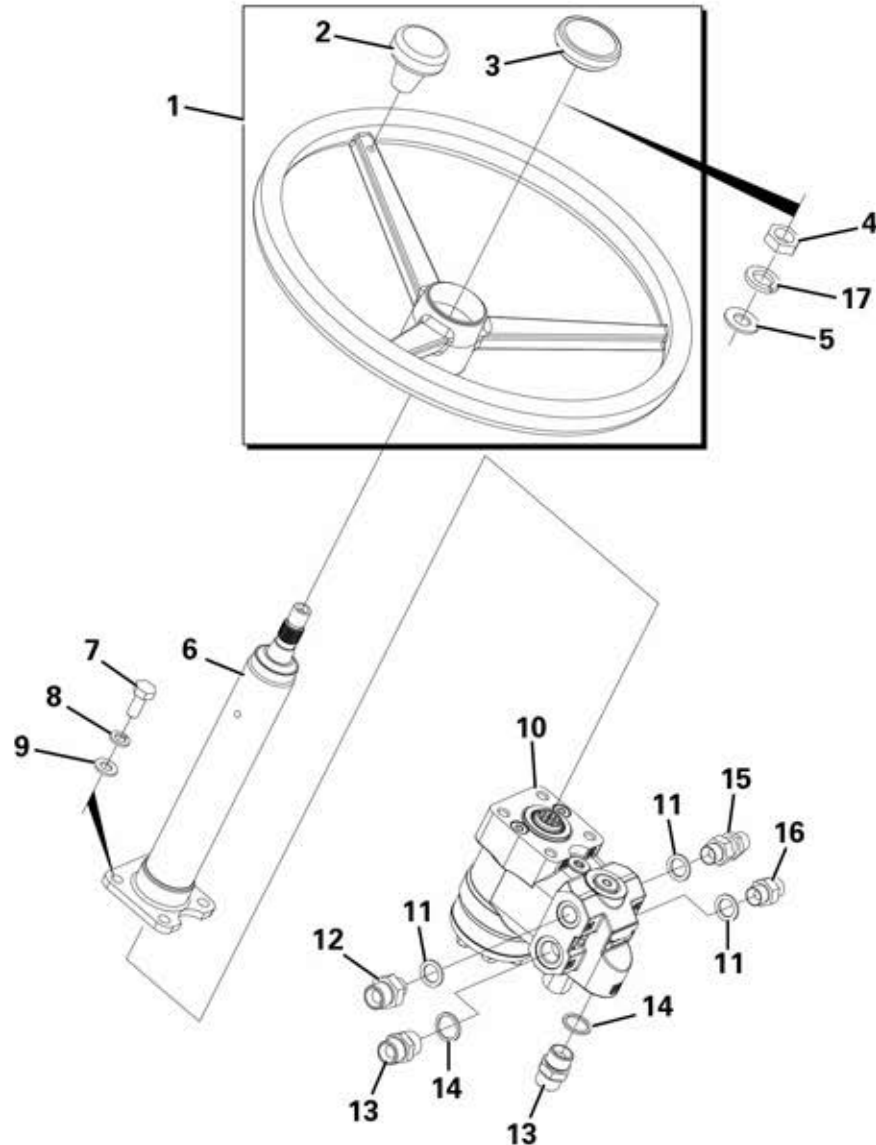
Item	Part No.	Description	Qty	U/M
1		Part of ITEM 1 on DASH PANEL ASSY page		
2		HOURMETER	1.0	EA
3		ELECTRICS BOX	1.0	EA
4		SPRING WASHER	2.0	EA
5		SET SCREW	2.0	EA
6		CIRCUIT BREAKER 18A	2.0	EA
7		CIRCUIT BREAKER SPLASHGUARD	2.0	EA
8		MAXIFUSE 30AMP	1.0	EA
9		NYLOC NUT	3.0	EA
10		WASHER	7.0	EA
11		CHEESE HEAD SCREW	3.0	EA
12		DIODE	1.0	EA
13		PAN HEAD SCREW	1.0	EA
14		WASHER	2.0	EA
15		NYLOC NUT	1.0	EA
16		SAFETY RELAY	1.0	EA
17		GLOW PLUG - TIMER	1.0	EA
18		SET SCREW	1.0	EA
19		NUT	1.0	EA
20		RELAY	1.0	EA
21		STOP SOLENOID - TIMER	1.0	EA



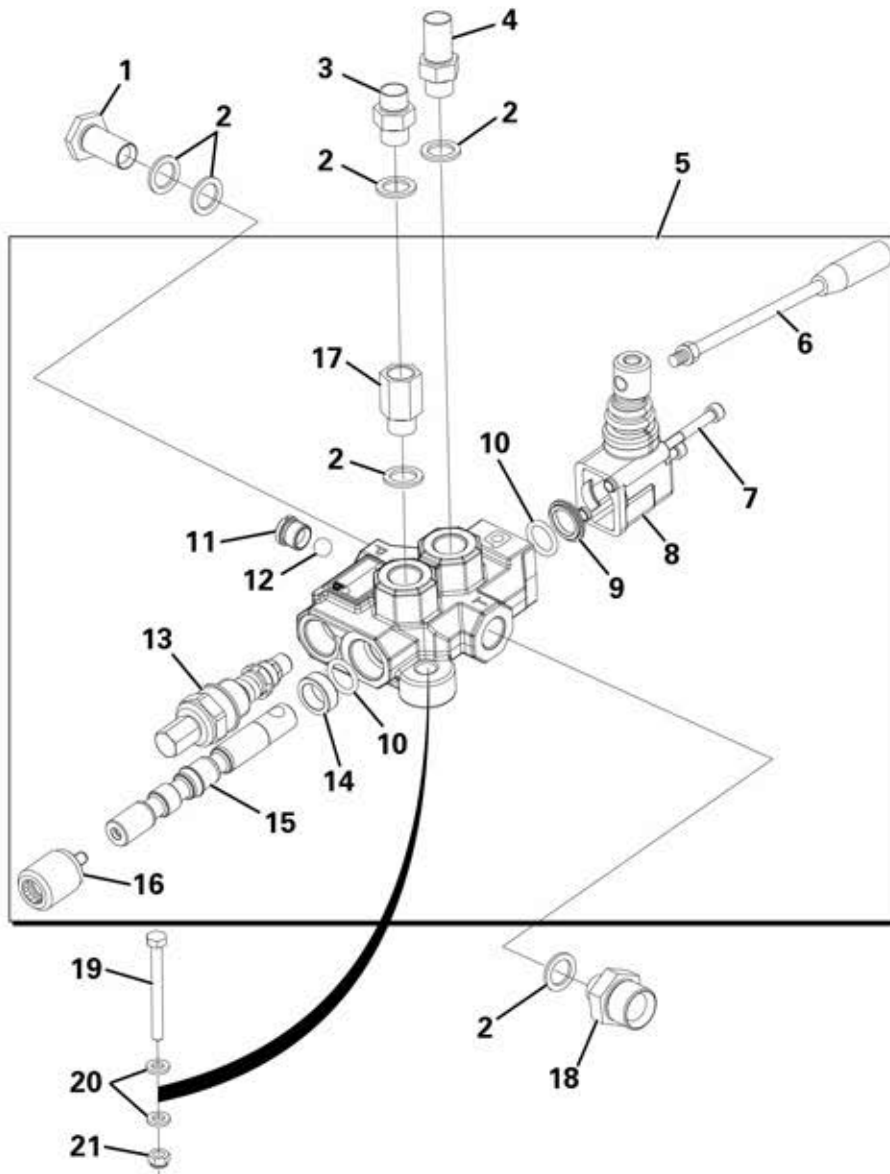
DASH PANEL ASSEMBLY

Item	Part No.	Description	Qty	U/M
* 1		ELECTRICAL SYSTEM	1.0	EA
2		WASHER	4.0	EA
3		DOME HEAD SCREW	4.0	EA
4		HORN PUSH	1.0	EA
5		CONSOLE DECAL	1.0	EA
6		DASHPANEL MOULDING	1.0	EA
7		SWITCH MOULDING PANEL	1.0	EA
8		SWITCH BLANK	1.0	EA
9		IGNITION SWITCH	1.0	EA
10		STARTER SWITCH KEY	1.0	EA
11		BUZZER	1.0	EA
* 12		LED MODULE	1.0	EA
13		SCREW	4.0	EA
14		ZENER DIODE	1.0	EA
15		BACK PLATE IGNITION SWITCH	1.0	EA

STEERING ASSEMBLY



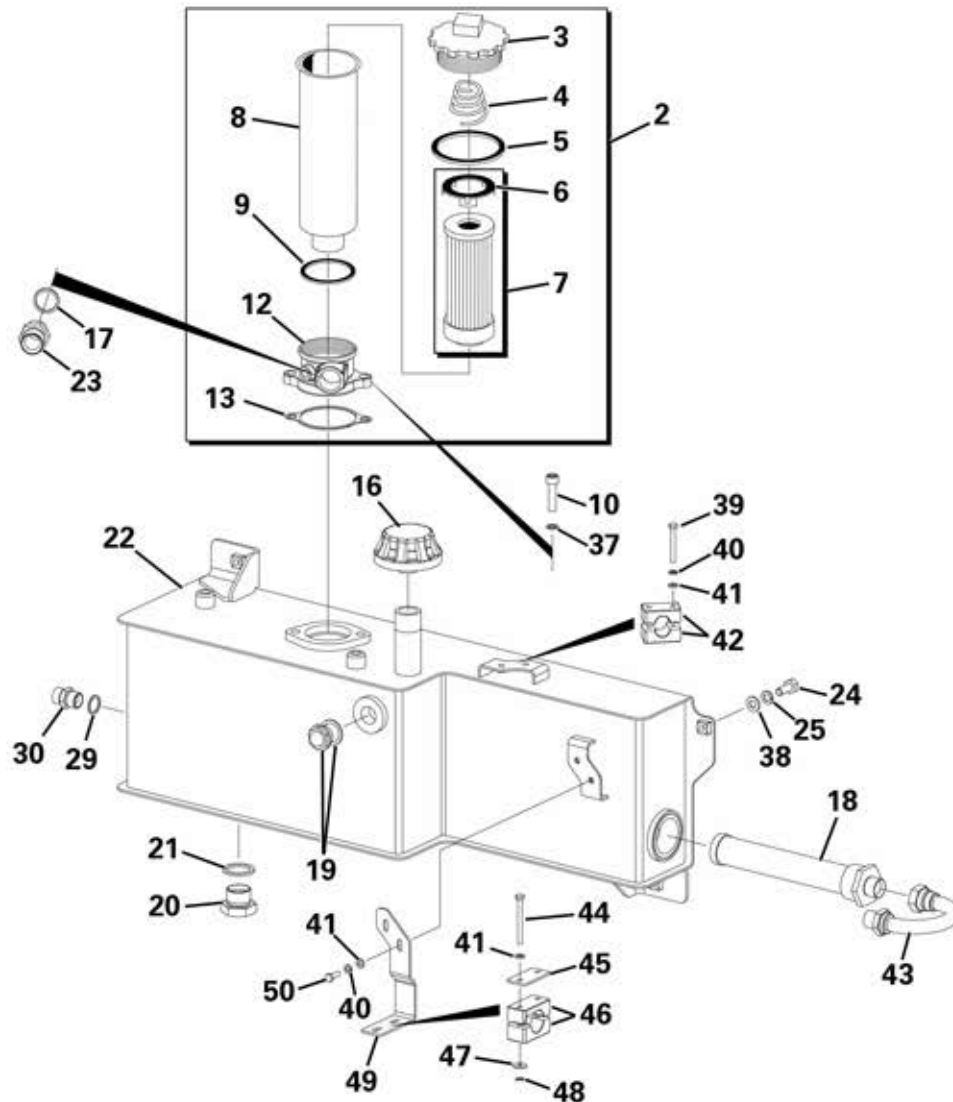
Item	Part No.	Description	Qty	U/M
	1	STEERING WHEEL	1.0	EA
	2	SPINNER KNOB	1.0	EA
	3	CENTRE CAP	1.0	EA
	* 4	NUT	1.0	EA
	5	WASHER	1.0	EA
	6	STEERING COLUMN	1.0	EA
	7	SET SCREW	4.0	EA
	8	SPRING WASHER	4.0	EA
	9	WASHER	4.0	EA
	10	STEERING PRIORITY VALVE	1.0	EA
		SEAL KIT	1.0	EA
	11	DOWTY WASHER	3.0	EA
	12	ADAPTOR	1.0	EA
	13	ADAPTOR	2.0	EA
	14	DOWTY WASHER	2.0	EA
	15	ADAPTOR	1.0	EA
	16	ADAPTOR	1.0	EA
	* 17	SPRING WASHER	1.0	EA



TIPPING VALVE ASSEMBLY

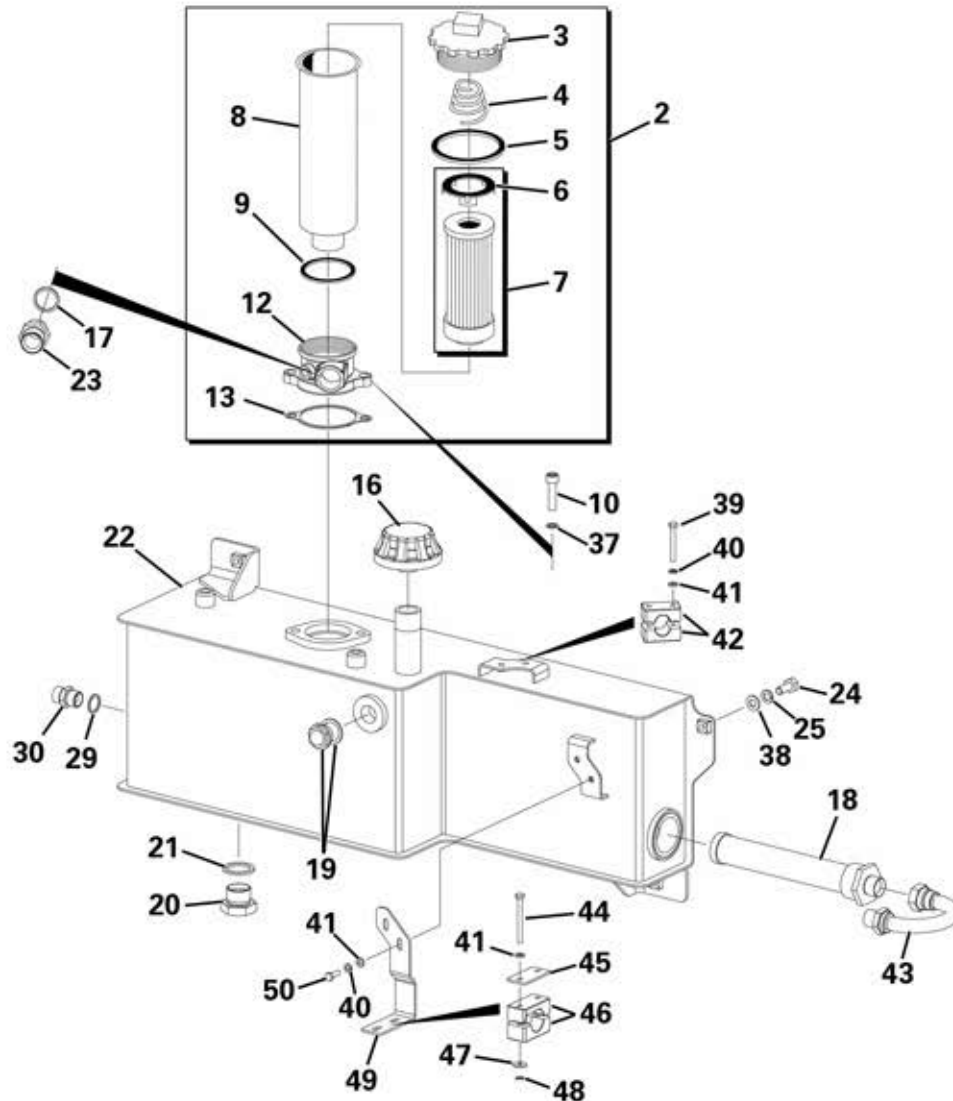
Item	Part No.	Description	Qty	U/M
1		BANJO BOLT	1.0	EA
2		DOWTY WASHER	6.0	EA
3		ADAPTOR	1.0	EA
4		ADAPTOR	1.0	EA
5		TIPPING VALVE	1.0	EA
6		LEVER	1.0	EA
7		SOCKET SCREW	2.0	EA
8		LEVER ASSEMBLY	1.0	EA
9		FLANGED WASHER	1.0	EA
10		SEAL	2.0	EA
11		CHECK VALVE	1.0	EA
12		BALL	1.0	EA
13		VALVE	1.0	EA
14		SPACER	1.0	EA
15		SPOOL	1.0	EA
16		POSITIONER	1.0	EA
17		RESTRICTOR ADAPTOR	1.0	EA
18		ADAPTOR	1.0	EA
19		BOLT	2.0	EA
20		WASHER	4.0	EA
21		NYLOC NUT	2.0	EA

HYDRAULIC TANK ASSEMBLY

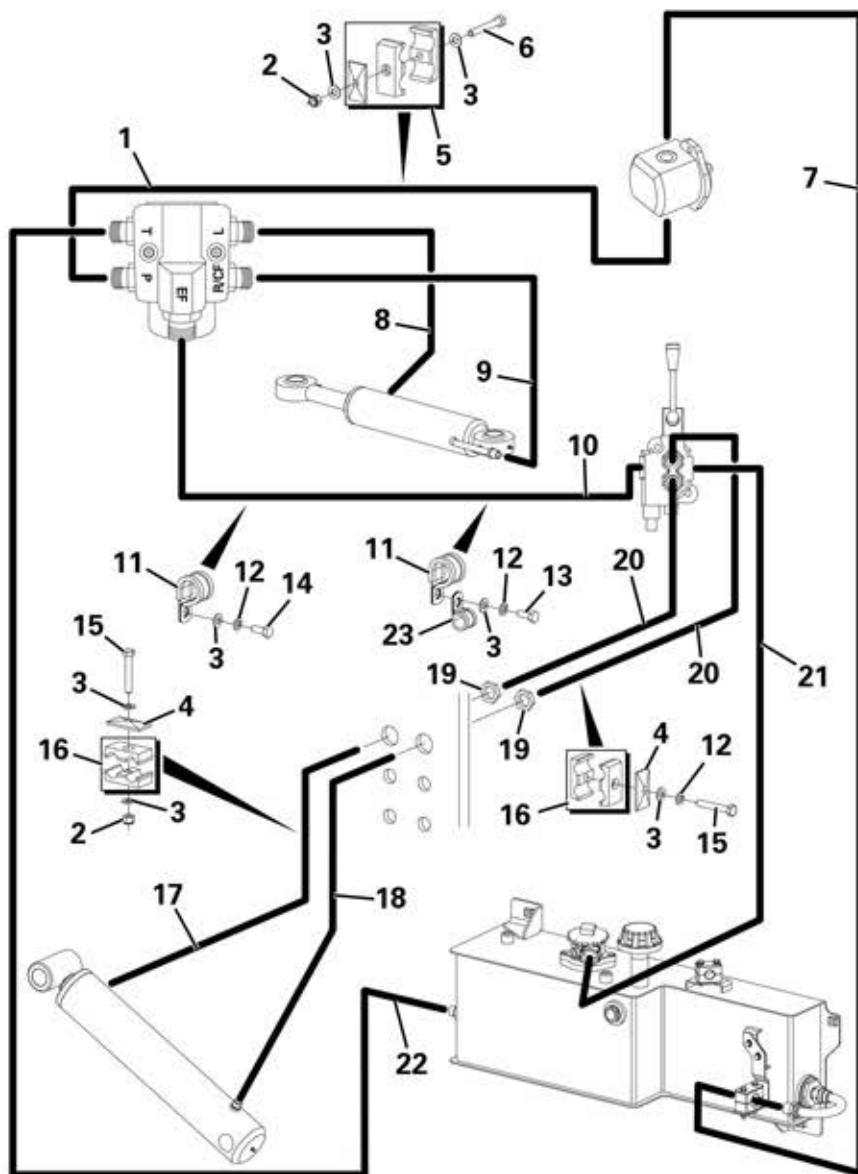


Item	Part No.	Description	Qty	U/M
*	2	FILLER/FILTER	1.0	EA
*	3	CAP	1.0	EA
	4	SPRING	1.0	EA
*	5	SEAL	1.0	EA
	6	FILTER CLIP	1.0	EA
	7	HYDRAULIC ELEMENT	1.0	EA
*	8	LOWER CASING	1.0	EA
*	9	SEAL	1.0	EA
*	10	CAP HEAD SCREW	2.0	EA
	12	FILTER HEAD	1.0	EA
*	13	GASKET	1.0	EA
*	16	FILLER / BREATHER	1.0	EA
	17	HYD SEAL	2.0	EA
	18	SUCTION STRAINER	1.0	EA

HYDRAULIC TANK ASSEMBLY

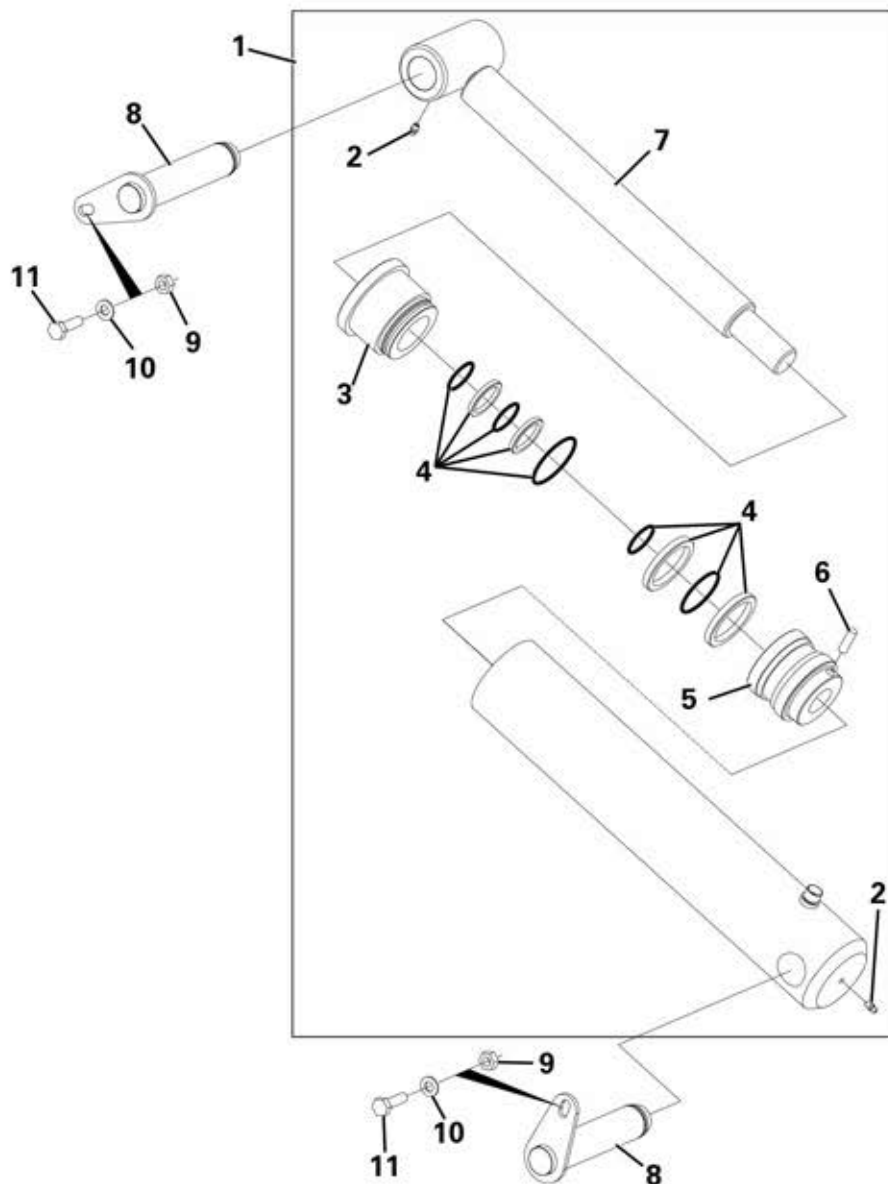


Item	Part No.	Description	Qty	U/M
*	19	LEVEL INDICATOR	1.0	EA
*	20	BLANKING PLUG	1.0	EA
*	21	DOWTY WASHER	1.0	EA
**	22	HYDRAULIC TANK	1.0	EA
	23	ADAPTOR	1.0	EA
*	24	SET SCREW	4.0	EA
*	25	SPRING WASHER	4.0	EA
	29	DOWTY WASHER	1.0	EA
	30	ADAPTOR	1.0	EA
*	37	COPPER WASHER	2.0	EA
*	38	WASHER	4.0	EA
*	39	BOLT	2.0	EA
*	40	SPRING WASHER	4.0	EA
*	41	WASHER	6.0	EA
*	42	STAUFF CLAMP	1.0	EA
*	43	SWEPT ELBOW	1.0	EA
*	44	BOLT	2.0	EA
*	45	COVER PLATE	1.0	EA
*	46	HOSE CLAMP	1.0	EA
*	47	HEAVY DUTY WASHER	2.0	EA
*	48	NYLOC NUT	2.0	EA
*	49	STAUFF CLAMP BRACKET	1.0	EA
*	50	SET SCREW	2.0	EA



HYDRAULIC CIRCUIT

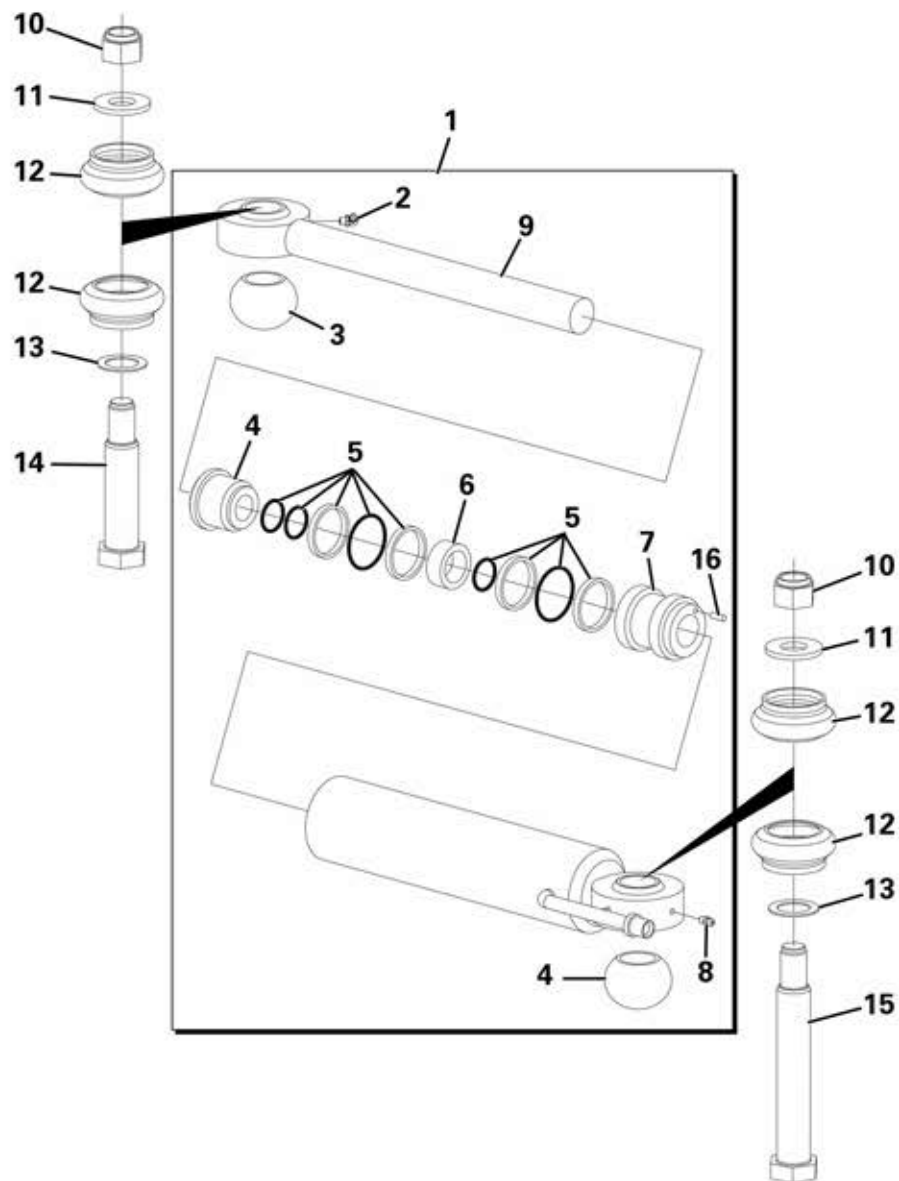
Item	Part No.	Description	Qty	U/M
1		HOSE	1.0	EA
2		NYLOC NUT	2.0	EA
3		WASHER	7.0	EA
4		CLAMP COVER PLATE	2.0	EA
5		PIPE CLAMP	1.0	EA
6		BOLT	1.0	EA
7		HOSE	1.0	EA
8		HOSE	1.0	EA
9		HOSE	1.0	EA
10		HOSE	1.0	EA
11		P CLIP	2.0	EA
12		SPRING WASHER	3.0	EA
13		SET SCREW	1.0	EA
14		SET SCREW	1.0	EA
15		BOLT	2.0	EA
16		CLAMP	2.0	EA
17		HOSE	1.0	EA
18		HOSE	1.0	EA
19		LOCKNUT	2.0	EA
20		HOSE	2.0	EA
21		HOSE	1.0	EA
22		HOSE	1.0	EA
23		P CLIP	1.0	EA



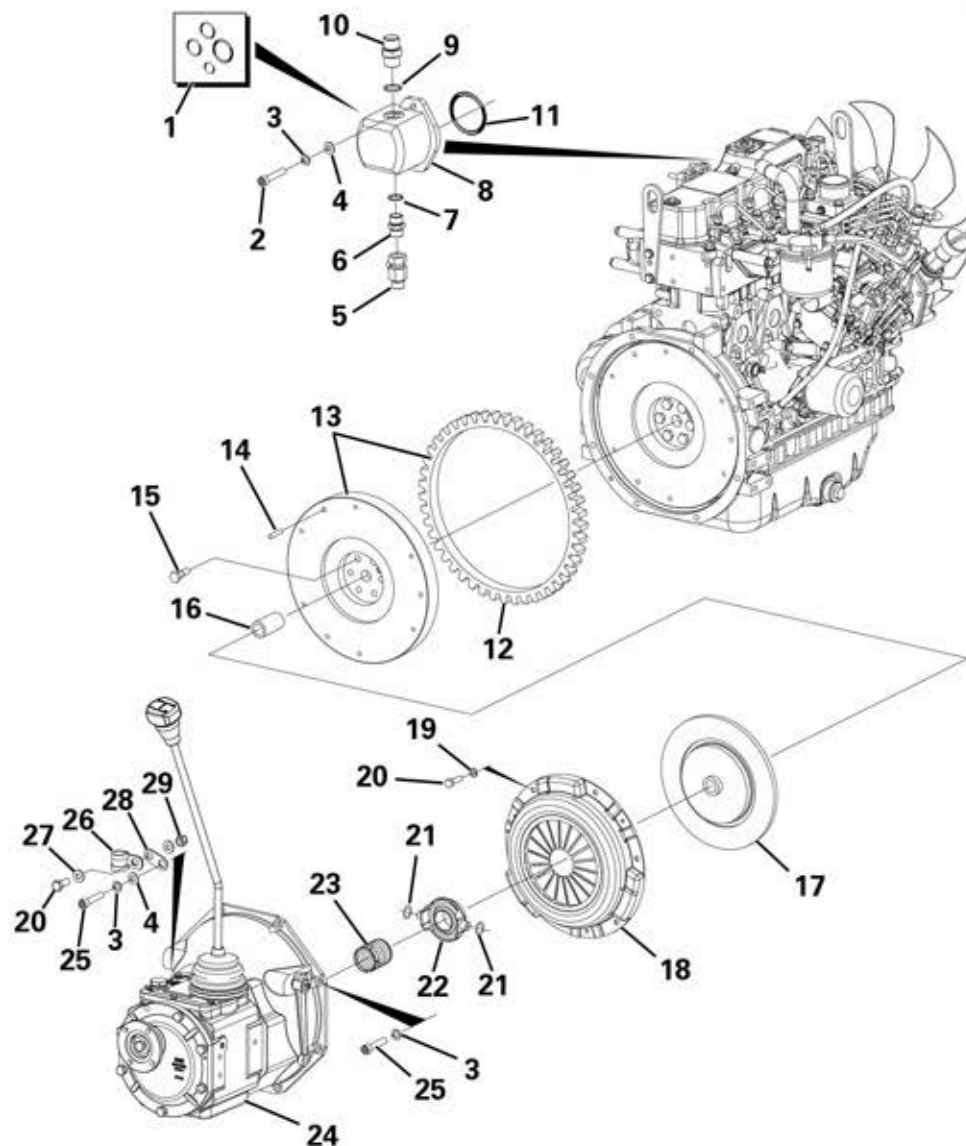
TIPPING RAM ASSEMBLY

Item	Part No.	Description	Qty	U/M
1		TIPPING RAM	1.0	EA
2		GREASE NIPPLE	2.0	EA
3		GLAND	1.0	EA
4		SEAL KIT	1.0	EA
5		PISTON HEAD	1.0	EA
6		GRUB SCREW	1.0	EA
7		ROD ASSEMBLY	1.0	EA
8		PIVOT PIN	2.0	EA
9		PHILIDAS NUT	2.0	EA
10		HEAVY DUTY WASHER	2.0	EA
11		SET SCREW	2.0	EA

STEERING RAM ASSEMBLY

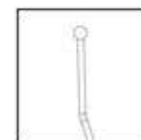


Item	Part No.	Description	Qty	U/M
1		STEERING RAM	1.0	EA
2		GREASE NIPPLE	1.0	EA
3		SPHERICAL BEARING	2.0	EA
4		GLAND	1.0	EA
5		SEAL KIT	1.0	EA
6		SPACER	1.0	EA
7		PISTON HEAD	1.0	EA
8		GREASE NIPPLE	1.0	EA
9		ROD ASSEMBLY	1.0	EA
10		PHILIDAS NUT	2.0	EA
11		HEAVY DUTY WASHER	2.0	EA
12		RAM DUST SEAL	4.0	EA
13		WASHER	2.0	EA
14		PIVOT BOLT	1.0	EA
15		PIVOT BOLT	1.0	EA
16		SCREW	1.0	EA



CLUTCH ASSEMBLY & HYD. PUMP

Item	Part No.	Description	Qty	U/M
	1	SEAL KIT	1.0	EA
*	2	SOCKET HEAD CAP SCREW	2.0	EA
	3	SPRING WASHER	10.0	EA
	4	WASHER	10.0	EA
	5	PRESSURE TEST POINT ADAPTOR	1.0	EA
*	6	ADAPTOR	1.0	EA
*	7	DOWTY WASHER	1.0	EA
*	8	GEAR PUMP	1.0	EA
	9	DOWTY WASHER	1.0	EA
	10	ADAPTOR	1.0	EA
	11	O RING	1.0	EA
	12	RING GEAR	1.0	EA
	13	FLYWHEEL ASSEMBLY	1.0	EA
	14	DOWEL	3.0	EA
	15	BOLT	6.0	EA
	16	BUSH	1.0	EA
	17	CLUTCH DRIVE PLATE	1.0	EA
	18	CLUTCH COVER ASSY	1.0	EA
	19	SPRING WASHER	6.0	EA
*	20	SET SCREW	7.0	EA
	21	SPRING RETAINERS	2.0	EA
	22	RELEASE BEARING	1.0	EA
	23	PRE-TENSIONER SPRING	1.0	EA
*	24	GEARBOX	1.0	EA
	25	CAP HEAD SCREW	8.0	EA
	26	P CLIP	1.0	EA
*	27	WASHER	2.0	EA
*	28	HANDBRAKE CABLE P-CLIP SPACER	1.0	EA
*	29	NYLOC NUT	1.0	EA

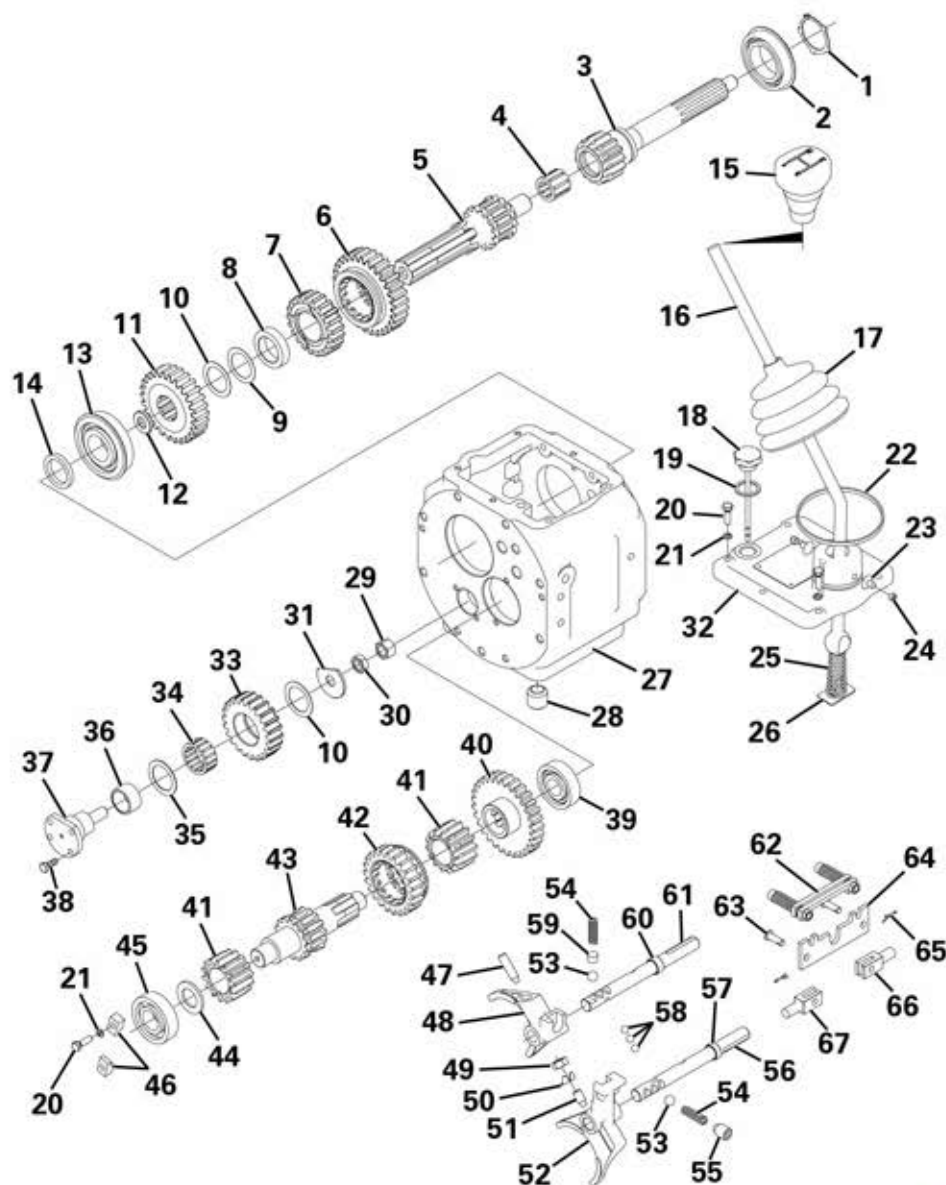


NEWAGE GEARBOX
SEE MODIFIED &
ADDITIONAL PARTS PAGES



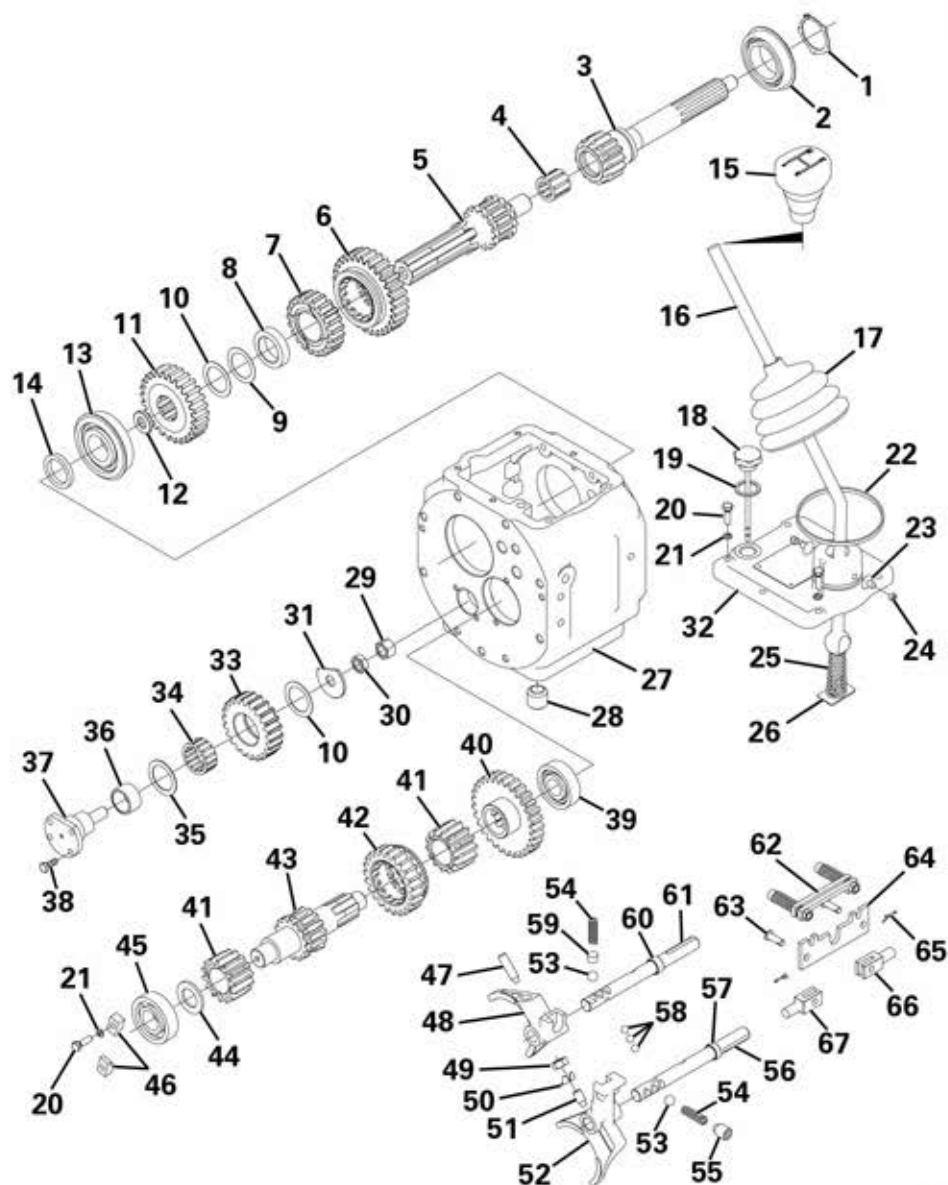
DANA GEARBOX
SEE GAERBOX PAGES

GEARBOX - INTERNAL

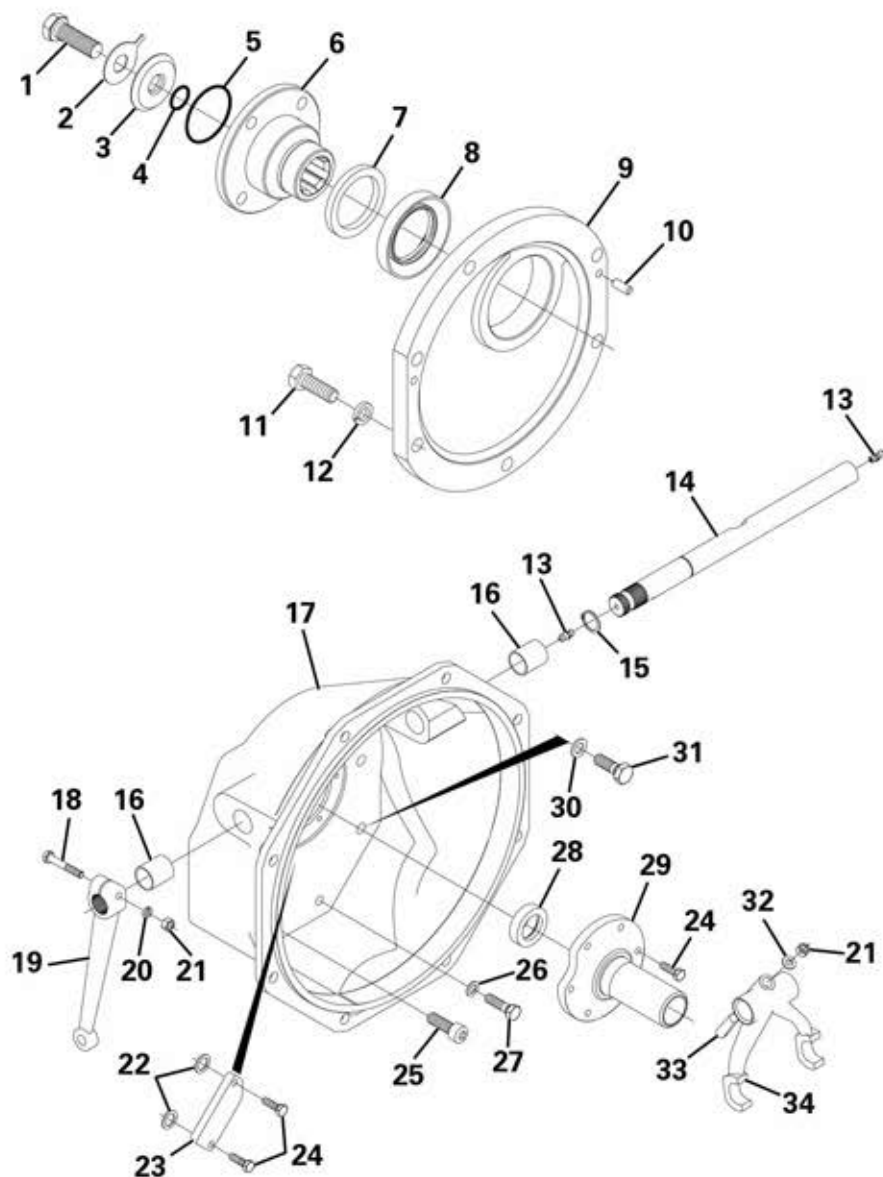


Item	Part No.	Description	Qty	U/M
	1	CIRCLIP	1.0	EA
	2	BEARING	1.0	EA
	3	SHAFT	1.0	EA
	4	NEEDLE BEARING	1.0	EA
	5	SHAFT	1.0	EA
	6	GEAR	1.0	EA
	7	GEAR	1.0	EA
	8	SPACER	1.0	EA
	9	SHIM	1.0	EA
	10	SHIM	2.0	EA
	11	GEAR	1.0	EA
	12	SPACER	1.0	EA
	13	BALL BEARING	1.0	EA
	14	SPACER	1.0	EA
	15	KNOB	1.0	EA
	16	LEVER	1.0	EA
	17	RUBBER BOOT	1.0	EA
	18	DIPSTICK	1.0	EA
	19	SEAL WASHER	1.0	EA
	20	HEXAGON BOLT	8.0	EA
	21	SPRING WASHER	8.0	EA
	22	CLIP	1.0	EA
	23	PIN	2.0	EA
	24	BOLT	2.0	EA
	25	SPRING	1.0	EA
	26	STOP	1.0	EA
	27	HOUSING	1.0	EA
	28	PLUG	1.0	EA
	29	NUT	1.0	EA
	30	NUT	1.0	EA
	31	WASHER	1.0	EA
	32	GEAR CHANGE COVER	1.0	EA
	33	GEAR	1.0	EA
	34	NEEDLE BEARING	1.0	EA

GEARBOX - INTERNAL

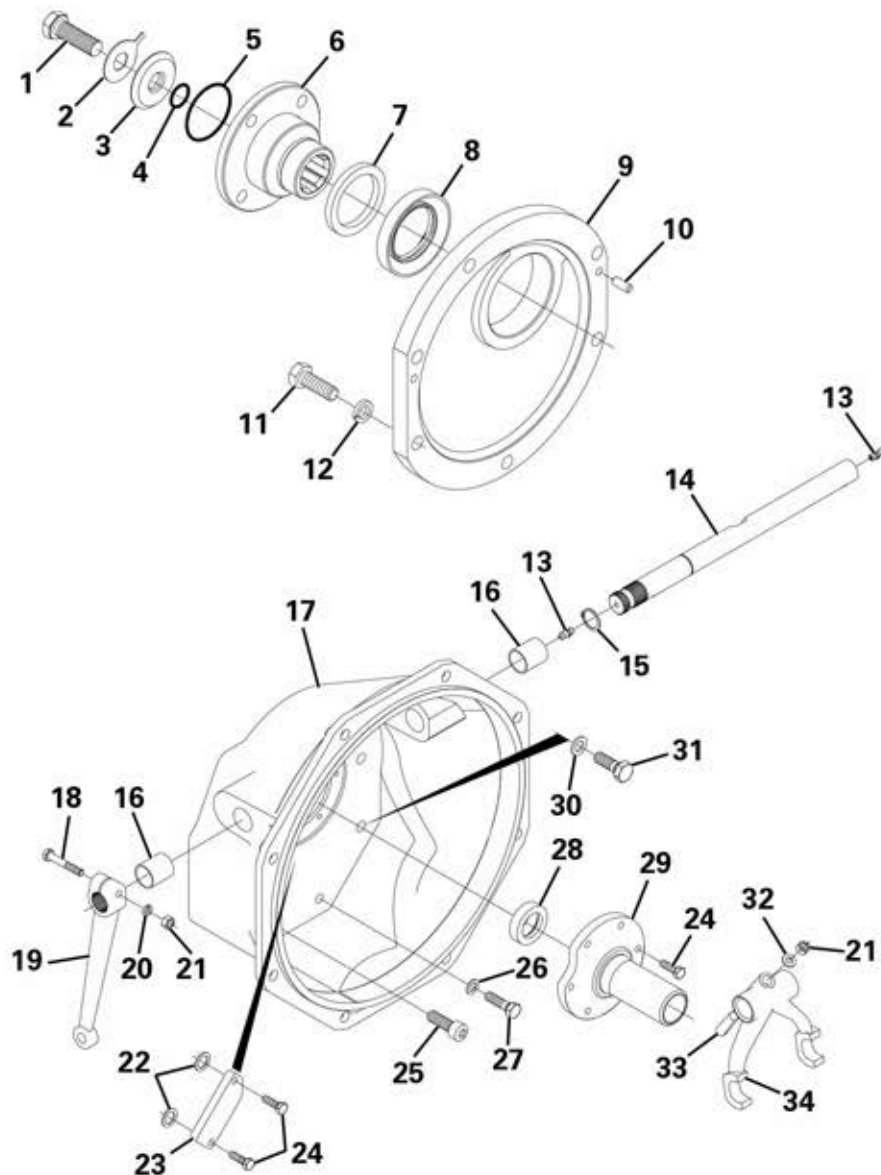


Item	Part No.	Description	Qty	U/M
35		WASHER	1.0	EA
36		BUSHING	1.0	EA
37		PIN	1.0	EA
38		HEXAGON BOLT	4.0	EA
39		BEARING	1.0	EA
40		GEAR	1.0	EA
41		GEAR	2.0	EA
42		GEAR	1.0	EA
43		SHAFT	1.0	EA
44		WASHER	1.0	EA
45		BALL BEARING	1.0	EA
46		PIN	1.0	EA
47		BOLT	1.0	EA
48		FORK	1.0	EA
49		NUT	1.0	EA
50		STOP	1.0	EA
51		BOLT	1.0	EA
52		FORK	1.0	EA
53		DETEND BALL	2.0	EA
54		SPRING	2.0	EA
55		BOLT	1.0	EA
56		BAR	1.0	EA
57		SPACER	1.0	EA
58		DETEND BALL	3.0	EA
59		PIN	1.0	EA
60		SPACER	1.0	EA
61		BAR	1.0	EA
62		FORK LEVER PLATE	1.0	EA
63		PIN	2.0	EA
64		SHEET	1.0	EA
65		SPLIT PIN	2.0	EA
66		FORK	1.0	EA
67		FORK	1.0	EA



GEARBOX - INPUT & OUTPUT

Item	Part No.	Description	Qty	U/M
1		HEXAGON BOLT	1.0	EA
2		STOP	1.0	EA
3		WASHER	1.0	EA
4		O-RING	1.0	EA
5		O-RING	1.0	EA
6		FLANGE	1.0	EA
7		COVER PLATE	1.0	EA
8		SEAL	1.0	EA
9		GEAR CHANGE COVER	1.0	EA
10		DOWEL	2.0	EA
11		BOLT	6.0	EA
12		SPRING WASHER	6.0	EA
13		GREASE FITTING	2.0	EA
14		BAR	1.0	EA
15		CIRCLIP	1.0	EA
16		BUSHING	2.0	EA
17		HOUSING	1.0	EA

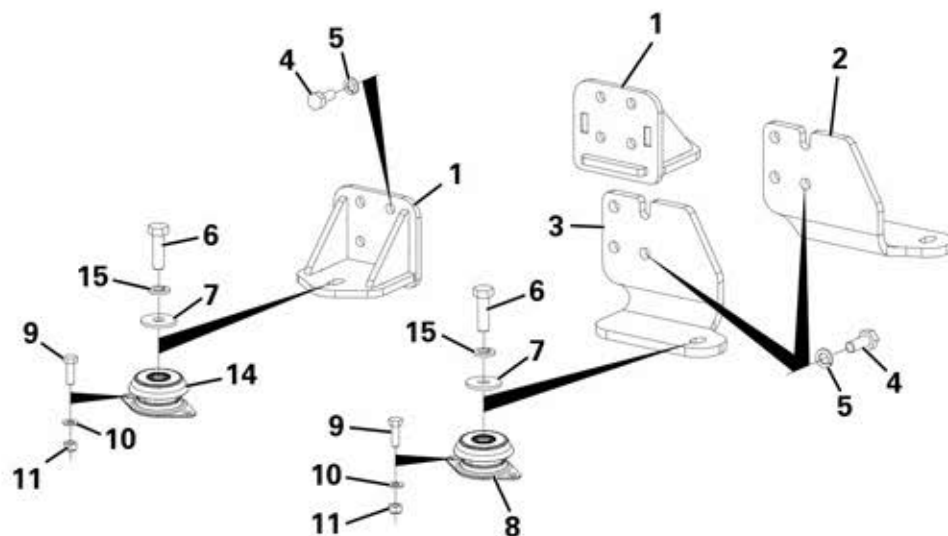


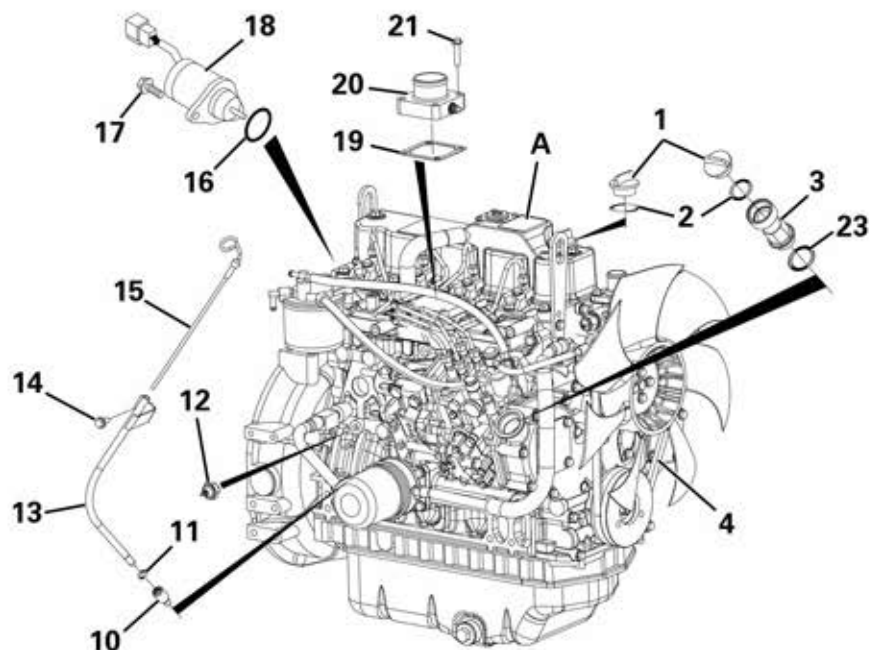
GEARBOX - INPUT & OUTPUT

Item	Part No.	Description	Qty	U/M
	18	HEXAGON BOLT	1.0	EA
	19	LEVER	1.0	EA
	20	SPRING WASHER	1.0	EA
	21	NUT	2.0	EA
	22	WASHER	2.0	EA
	23	SHEET	1.0	EA
	24	HEXAGON BOLT	8.0	EA
	25	CYLINDER BOLT	3.0	EA
	26	LOCK WASHER	2.0	EA
	27	BOLT	2.0	EA
	28	SEAL	1.0	EA
	29	SUPPORT	1.0	EA
	30	LOCK WASHER	3.0	EA
	31	HEXAGON BOLT	3.0	EA
	32	LOCK WASHER	1.0	EA
	33	PIN	1.0	EA
	34	FORK	1.0	EA

ENGINE MOUNTINGS

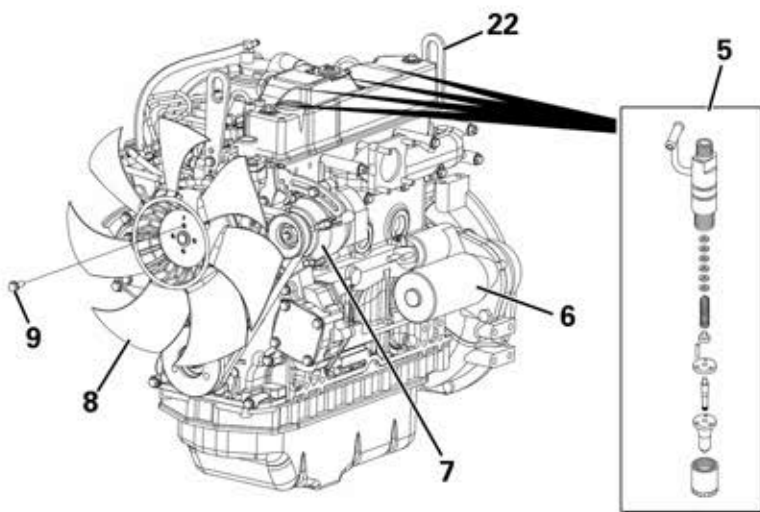
Item	Part No.	Description	Qty	U/M
*	1	FRONT ENGINE MOUNT ASSY	2.0	EA
*	2	REAR ENGINE MOUNT RH	1.0	EA
*	3	REAR ENGINE MOUNT LH	1.0	EA
	4	SET SCREW	16.0	EA
	5	SPRING WASHER	16.0	EA
*	6	SET SCREW	4.0	EA
	7	HEAVY DUTY WASHER	4.0	EA
*	8	ENGINE MOUNT (REAR)	2.0	EA
*	9	SET SCREW	8.0	EA
*	10	PLAIN WASHER	8.0	EA
*	11	PHILIDAS NUT	8.0	EA
*	14	ENGINE MOUNT (FRONT)	2.0	EA
	15	SPRING WASHER	4.0	EA

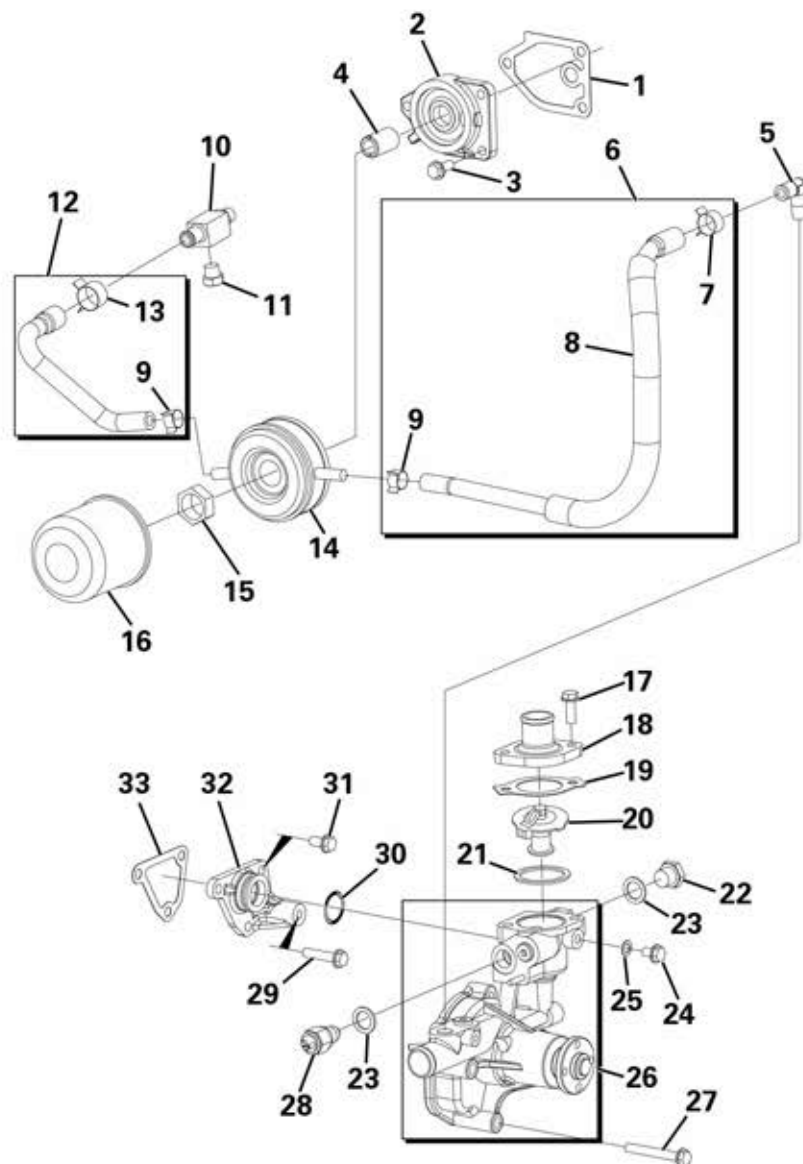




ENGINE - ACCESSORIES

Item	Part No.	Description	Qty	U/M
A		ENGINE	1.0	EA
1		CAP	2.0	EA
2		O RING	2.0	EA
3		PIPE ASSY	1.0	EA
4		BELT	1.0	EA
5		VALVE ASSEMBLY	3.0	EA
6		STARTER MOTOR	1.0	EA
7		GENERATOR	1.0	EA
8		FAN	1.0	EA
9		BOLT	4.0	EA
10		DIPSTICK GUIDE	1.0	EA
11		O RING	1.0	EA
12		OIL PRESSURE SWITCH	1.0	EA
13		GUIDE DIPSTICK	1.0	EA
14		BOLT	1.0	EA
15		DIPSTICK LUB OIL	1.0	EA
16		O RING	1.0	EA
17		BOLT	2.0	EA
18		STOP SOLENOID	1.0	EA
19		GASKET	1.0	EA
20		HEATER	1.0	EA
21		BOLT	4.0	EA
22		ENGINE LIFTING EYE	1.0	EA
23		O RING	1.0	EA



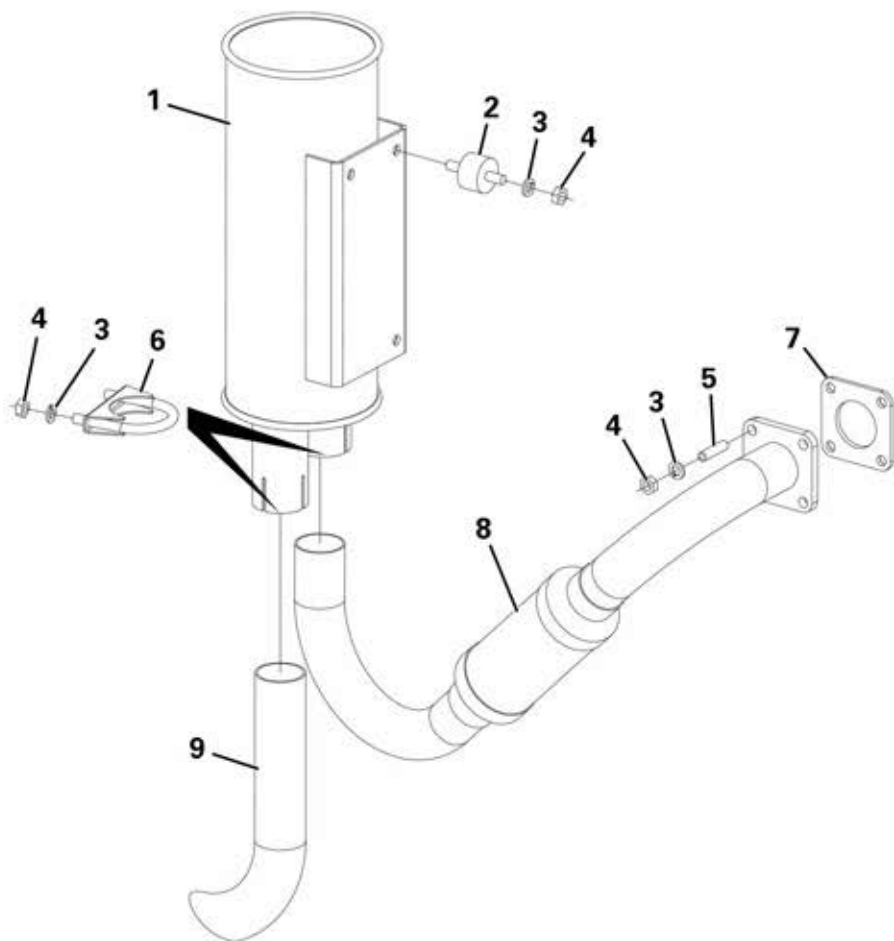


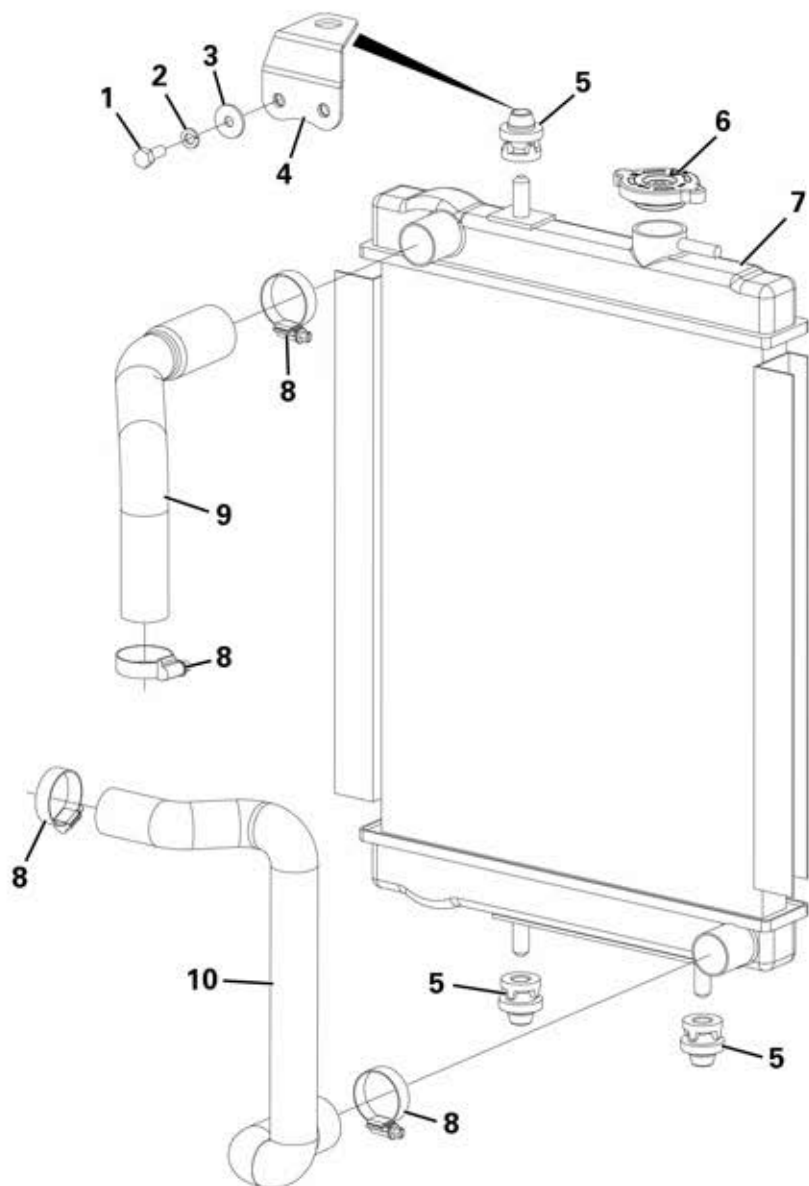
ENGINE OIL COOLER

Item	Part No.	Description	Qty	U/M
1		GASKET	1.0	EA
2		BRACKET FILTER	1.0	EA
3		BOLT	3.0	EA
4		STUD	1.0	EA
5		ELBOW	1.0	EA
6		PIPE ASSEMBLY	1.0	EA
7		CLAMP	1.0	EA
8		PIPE PROTECTOR	1.0	EA
9		CLAMP	2.0	EA
10		JOINT	1.0	EA
11		DRAIN PLUG	1.0	EA
12		PIPE COOLER IN	1.0	EA
13		CLAMP	1.0	EA
14		OIL COOLER ASSEMBLY	1.0	EA
15		NUT	1.0	EA
16		OIL FILTER	1.0	EA
17		BOLT	2.0	EA
18		THERMOSTAT COVER	1.0	EA
19		GASKET	1.0	EA
20		THERMOSTAT	1.0	EA
21		GASKET	1.0	EA
22		PLUG	1.0	EA
23		GASKET	2.0	EA
24		BOLT	1.0	EA
25		GASKET	1.0	EA
26		WATER PUMP ASSEMBLY	1.0	EA
27		BOLT	3.0	EA
28		WATER TEMP SENDER	1.0	EA
29		BOLT	1.0	EA
30		O RING	1.0	EA
31		BOLT	3.0	EA
32		JOINT	1.0	EA
33		GASKET	1.0	EA

EXHAUST SYSTEM

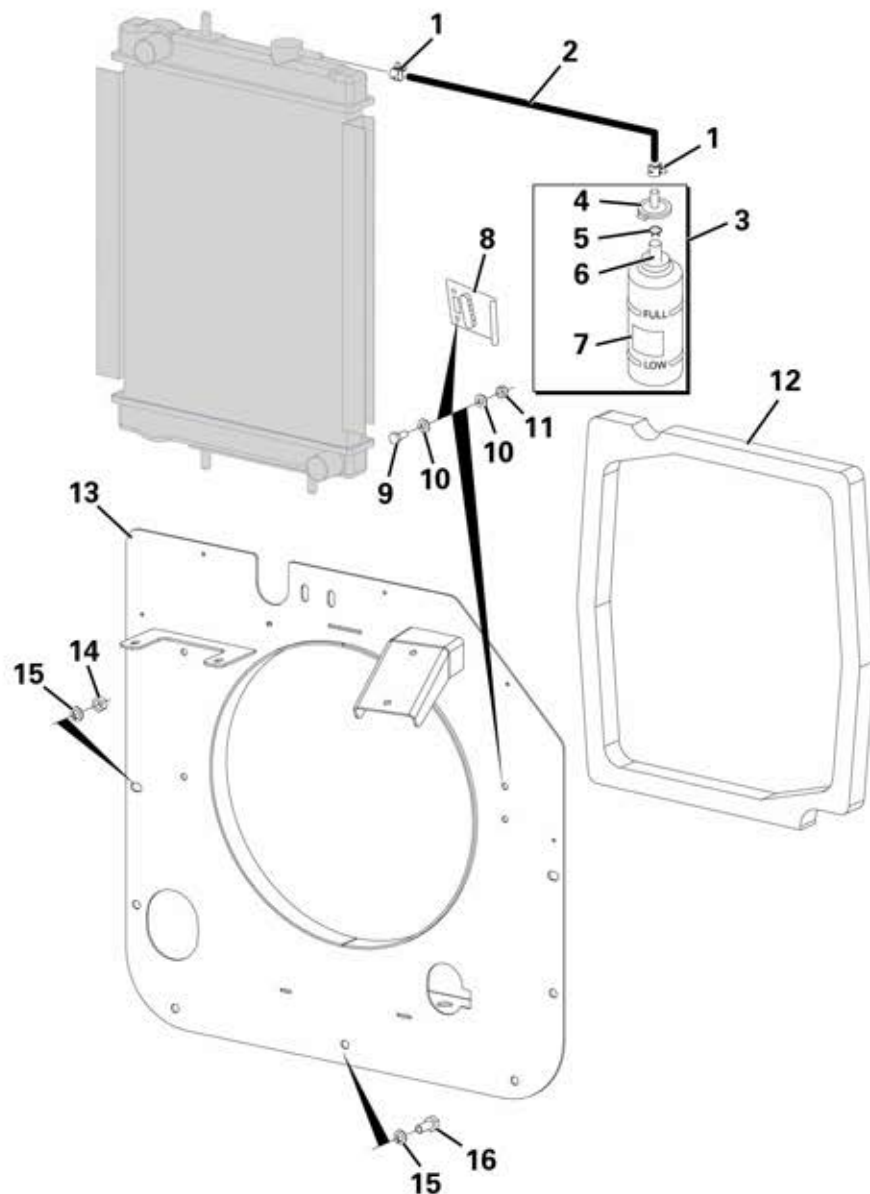
Item	Part No.	Description	Qty	U/M
1		SILENCER	1.0	EA
2		RUBBER BUFFER	3.0	EA
3		SPRING WASHER	11.0	EA
4		NUT	11.0	EA
5		STUD	4.0	EA
6		EXHAUST CLAMP	2.0	EA
7		GASKET	1.0	EA
8		EXHAUST PIPE	1.0	EA
9		EXHAUST TAIL PIPE	1.0	EA





RADIATOR ASSEMBLY

Item	Part No.	Description	Qty	U/M
	1	SET SCREW	2.0	EA
	2	SPRING WASHER	2.0	EA
	3	HEAVY DUTY WASHER	2.0	EA
	* 4	RADIATOR SUPPORT BRKT	1.0	EA
	* 5	RADIATOR MTG RUBBER	3.0	EA
	6	RADIATOR CAP	1.0	EA
	7	RADIATOR	1.0	EA
	8	JUBILEE CLIP	4.0	EA
	9	TOP RAD HOSE	1.0	EA
	10	BTM RAD HOSE	1.0	EA

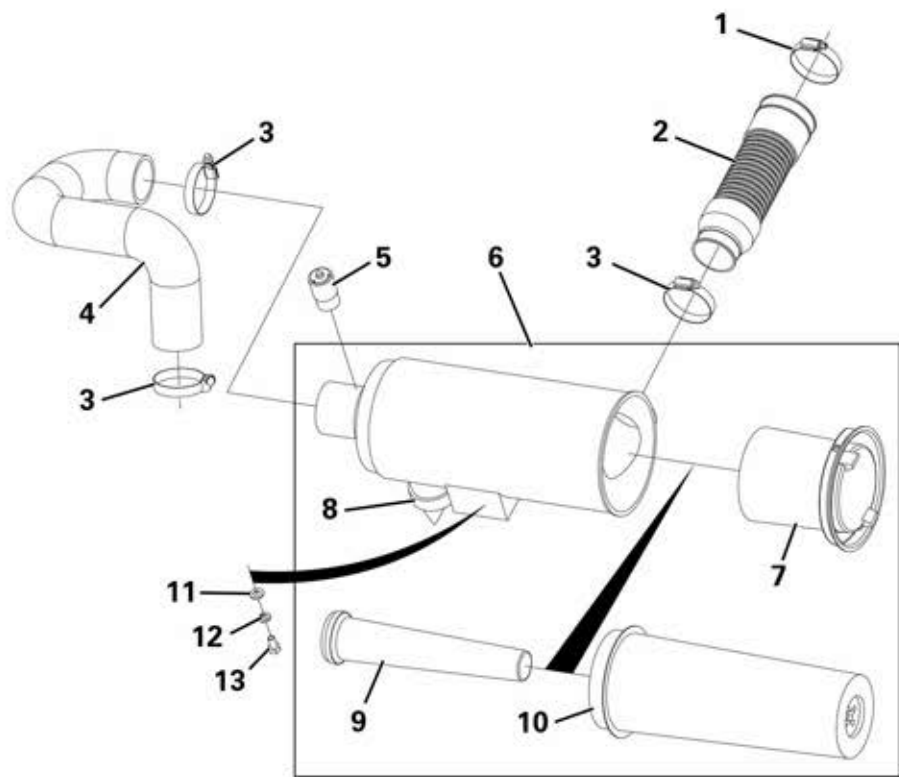


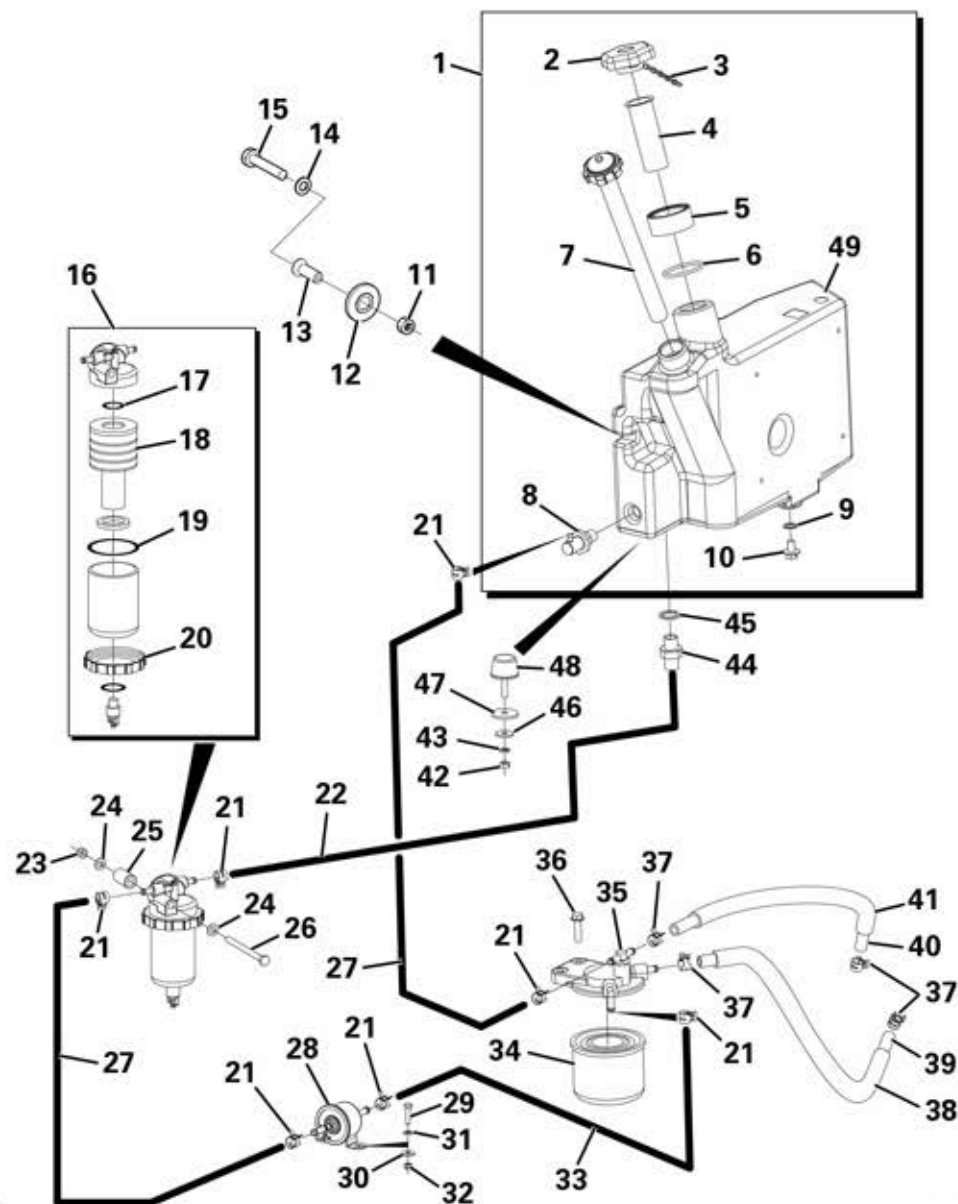
RADIATOR COWL & FIXINGS

Item	Part No.	Description	Qty	U/M
1		SPRING BAND CLAMP	2.0	EA
2		RADIATOR OVERFLOW PIPE	1.0	EA
3		TANK ASSEMBLY	1.0	EA
4		CAP	1.0	EA
5		CLAMP	1.0	EA
6		PIPE	1.0	EA
7		TANK	1.0	EA
8		BRACKET SUB-TANK	1.0	EA
9		SET SCREW	2.0	EA
10		WASHER	4.0	EA
11		NYLOC NUT	2.0	EA
*12		RADIATOR SEAL	1.0	EA
*13		RADIATOR COWL	1.0	EA
14		NUT	2.0	EA
15		SPRING WASHER	7.0	EA
16		SET SCREW	5.0	EA

AIR CLEANER ASSEMBLY

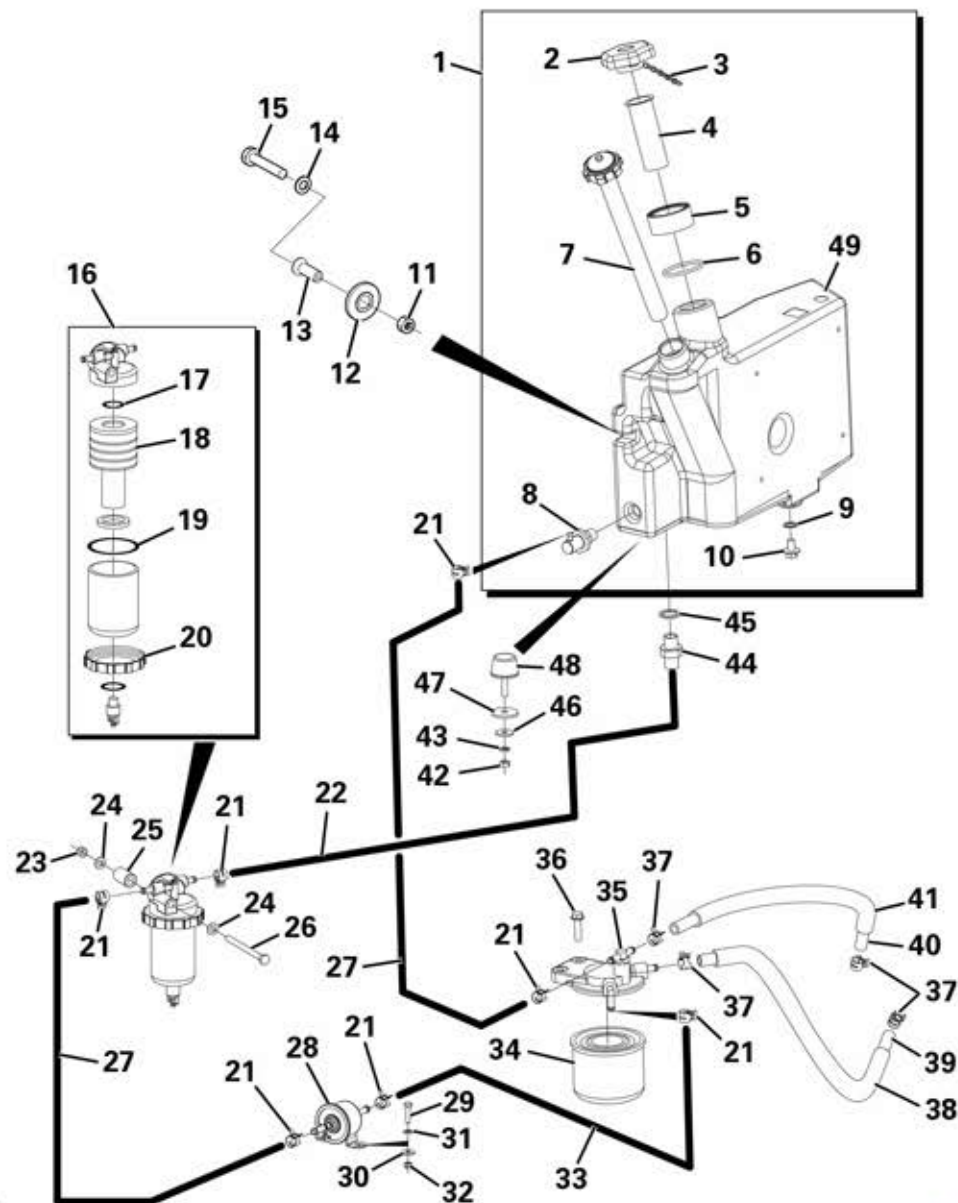
Item	Part No.	Description	Qty	U/M
1		JUBILEE CLIP	1.0	EA
2		FLEXIBLE AIR CLEANER HOSE	1.0	EA
3		JUBILEE CLIP	3.0	EA
4		AIR CLEANER HOSE	1.0	EA
5		RESTRICTION INDICATOR	1.0	EA
6		AIR CLEANER	1.0	EA
7		COVER ASSEMBLY	1.0	EA
8		VALVE	1.0	EA
9		INNER FILTER	1.0	EA
10		OUTER FILTER	1.0	EA
11		WASHER	2.0	EA
12		SPRING WASHER	2.0	EA
13		SET SCREW	2.0	EA





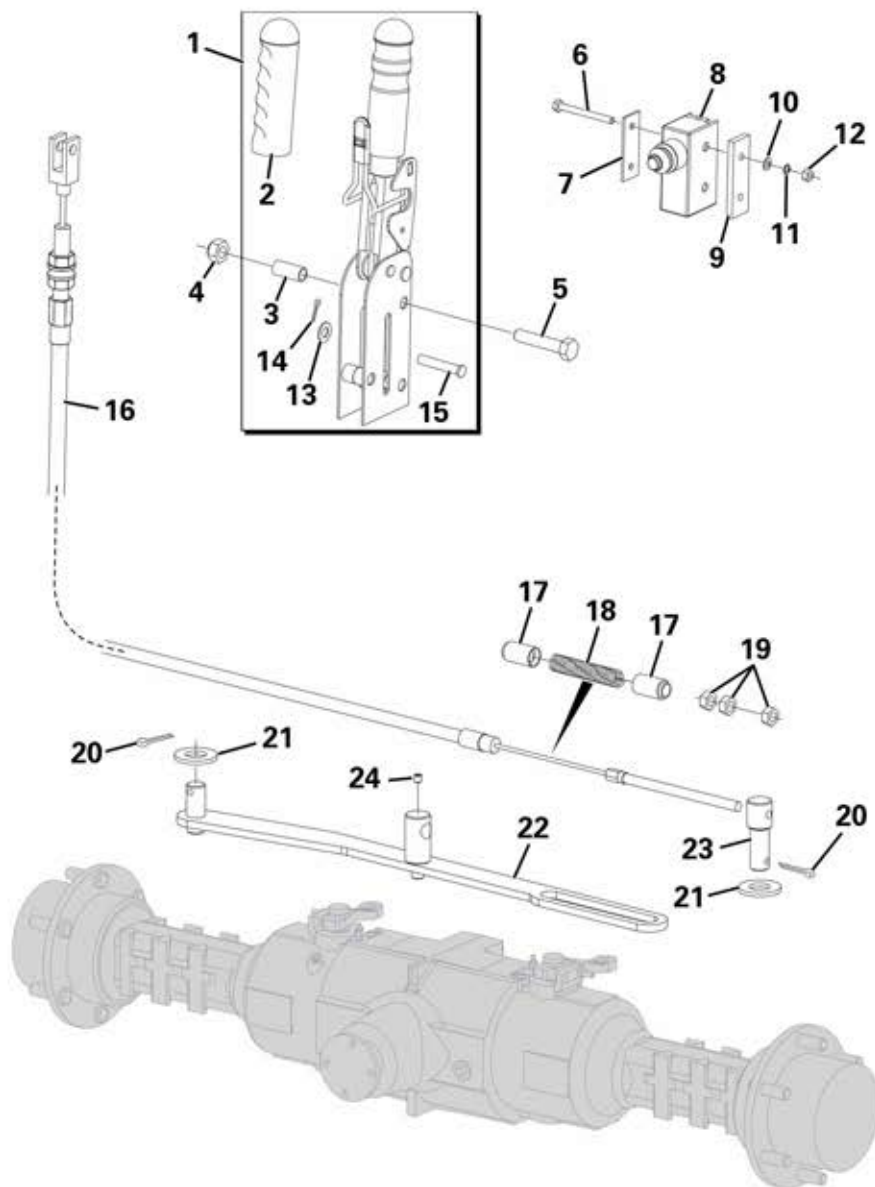
FUEL TANK ASSEMBLY

Item	Part No.	Description	Qty	U/M
1		FUEL TANK ASSY	1.0	EA
2		FUEL FILLER CAP	1.0	EA
3		FILLER CAP CHAIN	1.0	EA
4		STRAINER	1.0	EA
5		FILLER CAP COLLAR	1.0	EA
6		O RING	1.0	EA
7		LEVEL GAUGE	1.0	EA
8		FUEL RETURN ELBOW	1.0	EA
9		O RING	1.0	EA
10		DRAIN PLUG	1.0	EA
11		NUT	2.0	EA
12		RUBBER BACKED WASHER	2.0	EA
13		TANK SPACER	2.0	EA
14		H/DUTY WASHER	2.0	EA
15		BOLT	2.0	EA
16		SEPERATOR ASSEMBLY	1.0	EA
17		O RING	1.0	EA
18		ELEMENT	1.0	EA
19		O RING	1.0	EA
20		RING	1.0	EA
21		SPRING BAND CLAMP	7.0	EA
22		FUEL HOSE	1.0	EA
23		NYLOC NUT	1.0	EA
24		WASHER	2.0	EA
25		SPACER TUBE	1.0	EA



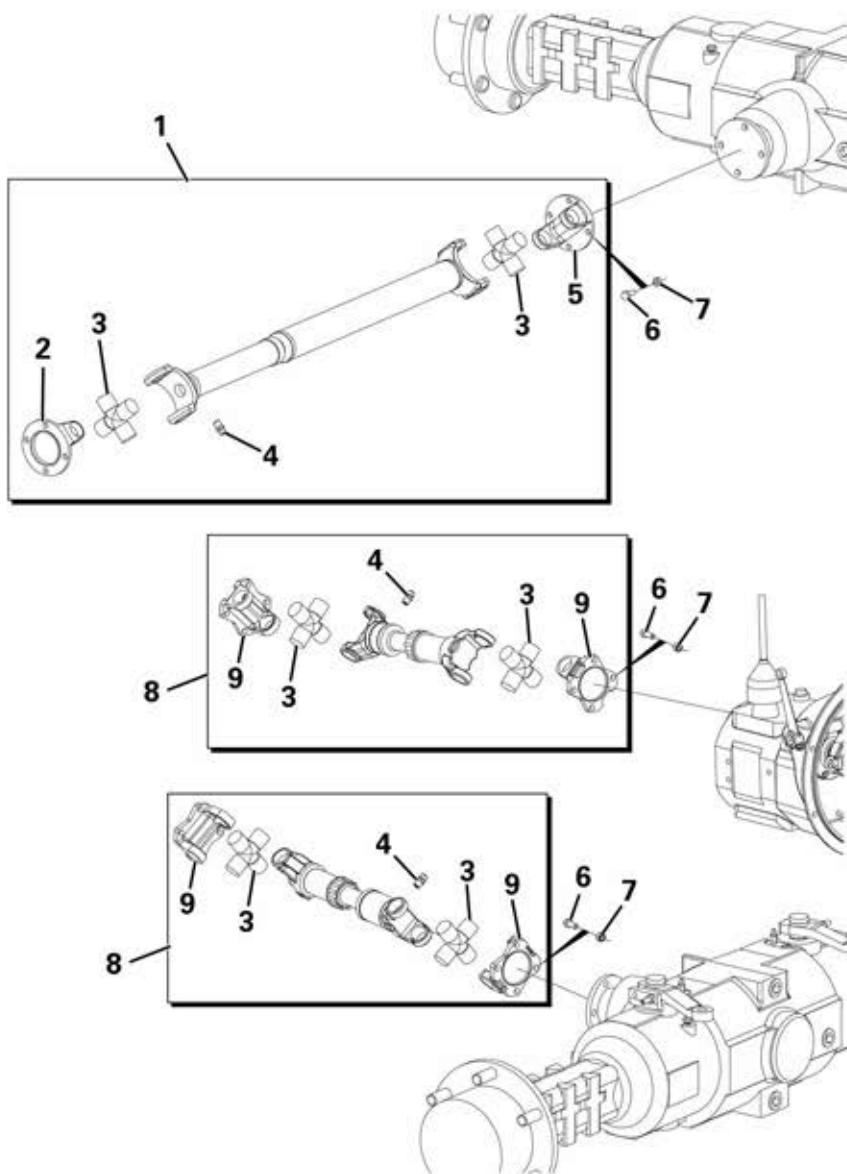
FUEL TANK ASSEMBLY

Item	Part No.	Description	Qty	U/M
	26	BOLT	1.0	EA
	27	FUEL HOSE	2.0	EA
	28	PUMP ASSEMBLY	1.0	EA
	29	SET SCREW	2.0	EA
	30	WASHER HEAVY DUTY	2.0	EA
	31	WASHER	2.0	EA
	32	NYLOC NUT	2.0	EA
	33	FUEL HOSE	1.0	EA
	34	FUEL FILTER	1.0	EA
	35	BRACKET FILTER	1.0	EA
	36	BOLT	2.0	EA
	37	CLAMP	4.0	EA
	38	PROTECTOR FUEL PIPE	1.0	EA
	39	FUEL PIPE	1.0	EA
	40	FUEL PIPE	1.0	EA
	41	TUBE	1.0	EA
	42	NUT	2.0	EA
	43	SPRING WASHER	2.0	EA
	44	ADAPTOR	1.0	EA
	45	DOWTY WASHER	1.0	EA
	46	HEAVY DUTY WASHER	2.0	EA
	47	TANK MOUNTING SPACER	2.0	EA
	48	RUBBER BUFFER	2.0	EA
	49	FUEL TANK	1.0	EA



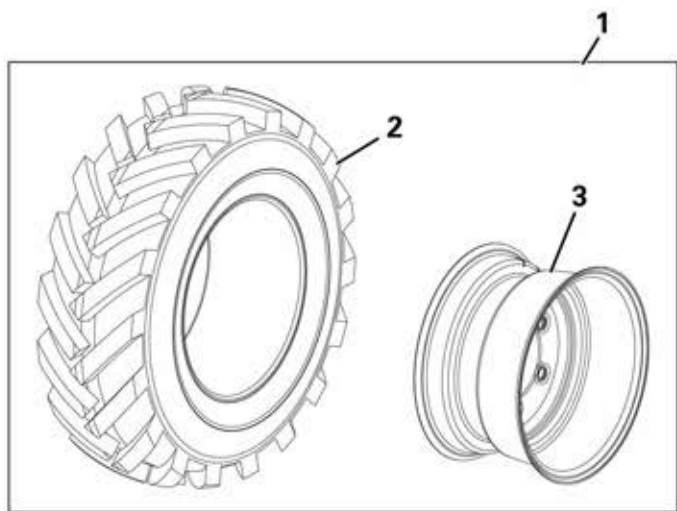
HANDBRAKE ASSEMBLY

Item	Part No.	Description	Qty	U/M
	1	OVERCENTRE HANDBRAKE	1.0	EA
	2	GRIP	1.0	EA
	3	SPACER	3.0	EA
	4	PHILIDAS NUT	3.0	EA
	5	BOLT	3.0	EA
	6	SET SCREW	2.0	EA
	7	MICRO SWITCH BACKING PLATE	1.0	EA
	* 8	MICRO SWITCH	1.0	EA
	9	MICRO SWITCH SPACER	1.0	EA
	10	WASHER	2.0	EA
	11	SPRING WASHER	2.0	EA
	12	NUT	2.0	EA
	13	WASHER	1.0	EA
	14	SPLIT PIN	1.0	EA
	15	CLEVIS PIN	1.0	EA
	16	HANDBRAKE CABLE	1.0	EA
	17	SPRING SUPPORT	2.0	EA
	* 18	GALVANISED HANDBRAKE SPRING	1.0	EA
	19	NUT	3.0	EA
	20	SPLIT PIN	2.0	EA
	21	WASHER	2.0	EA
	22	HANDBRAKE CABLE LEVER	1.0	EA
	23	HANDBRAKE CABLE GUIDE	1.0	EA
	* 24	GRUB SCREW	1.0	EA



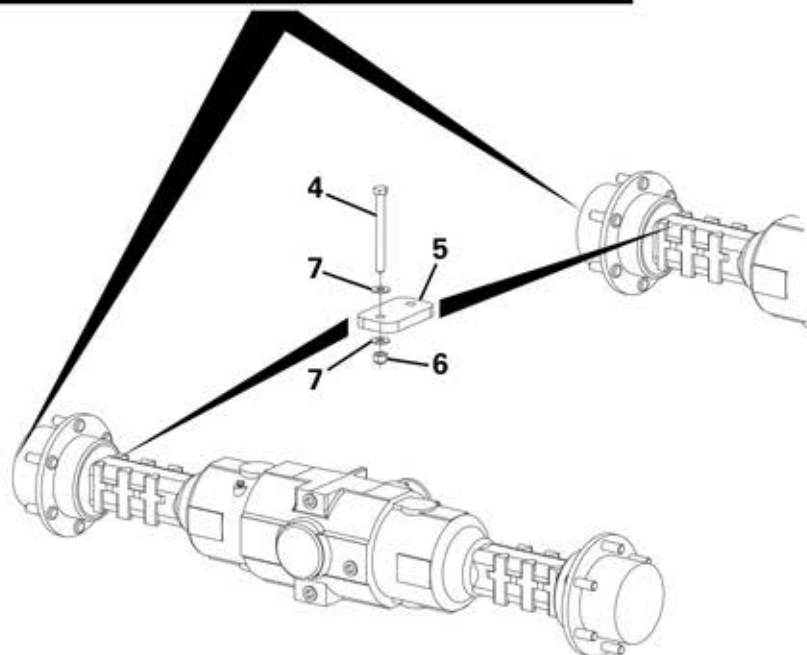
PROPSHAFTS

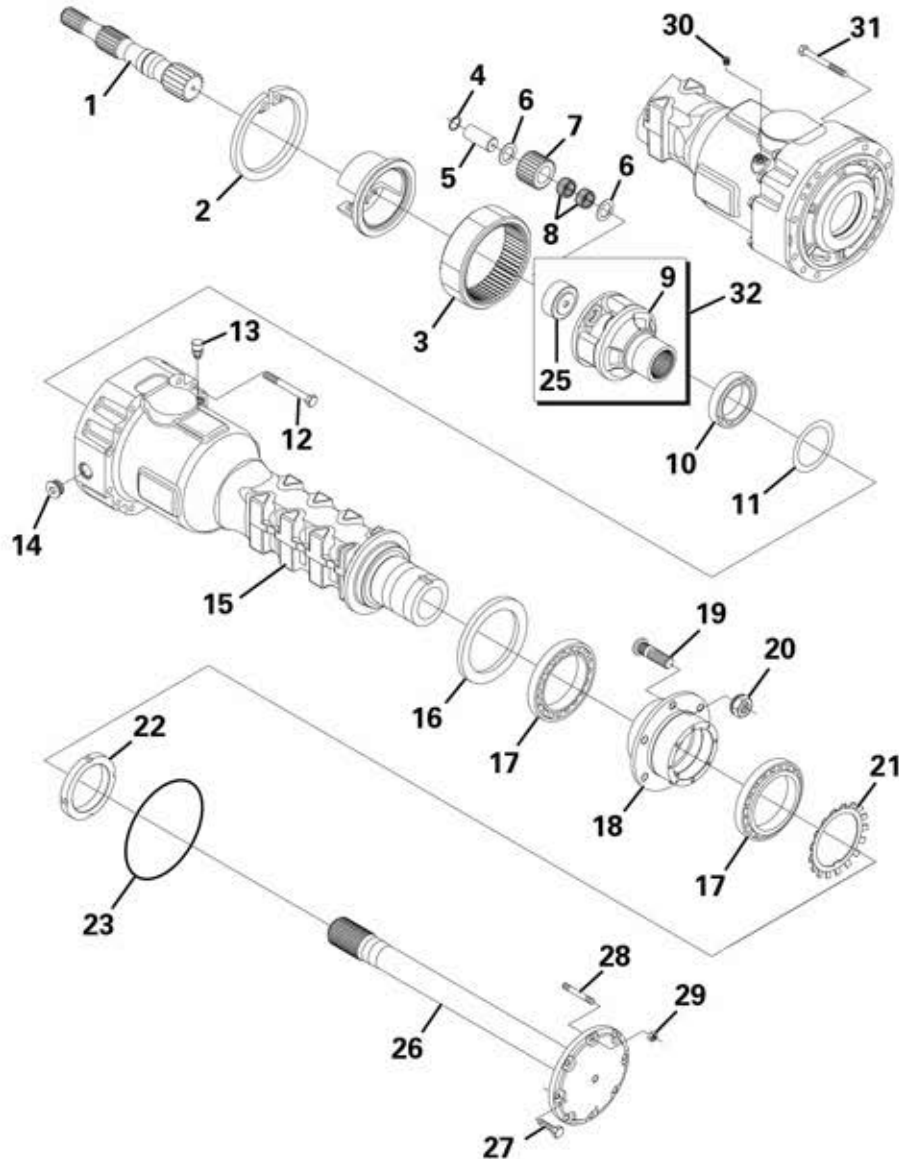
Item	Part No.	Description	Qty	U/M
1		PROPSHAFT (FRONT)	1.0	EA
2		COUPLING	1.0	EA
3		U.J.KIT	6.0	EA
4		GREASE NIPPLE	3.0	EA
5		FLANGE	1.0	EA
6		BOLT	24.0	EA
7		NUT	24.0	EA
8		PROPSHAFT (REAR)	2.0	EA
9		FLANGE	4.0	EA



WHEEL ASSEMBLY & AXLE FIXINGS

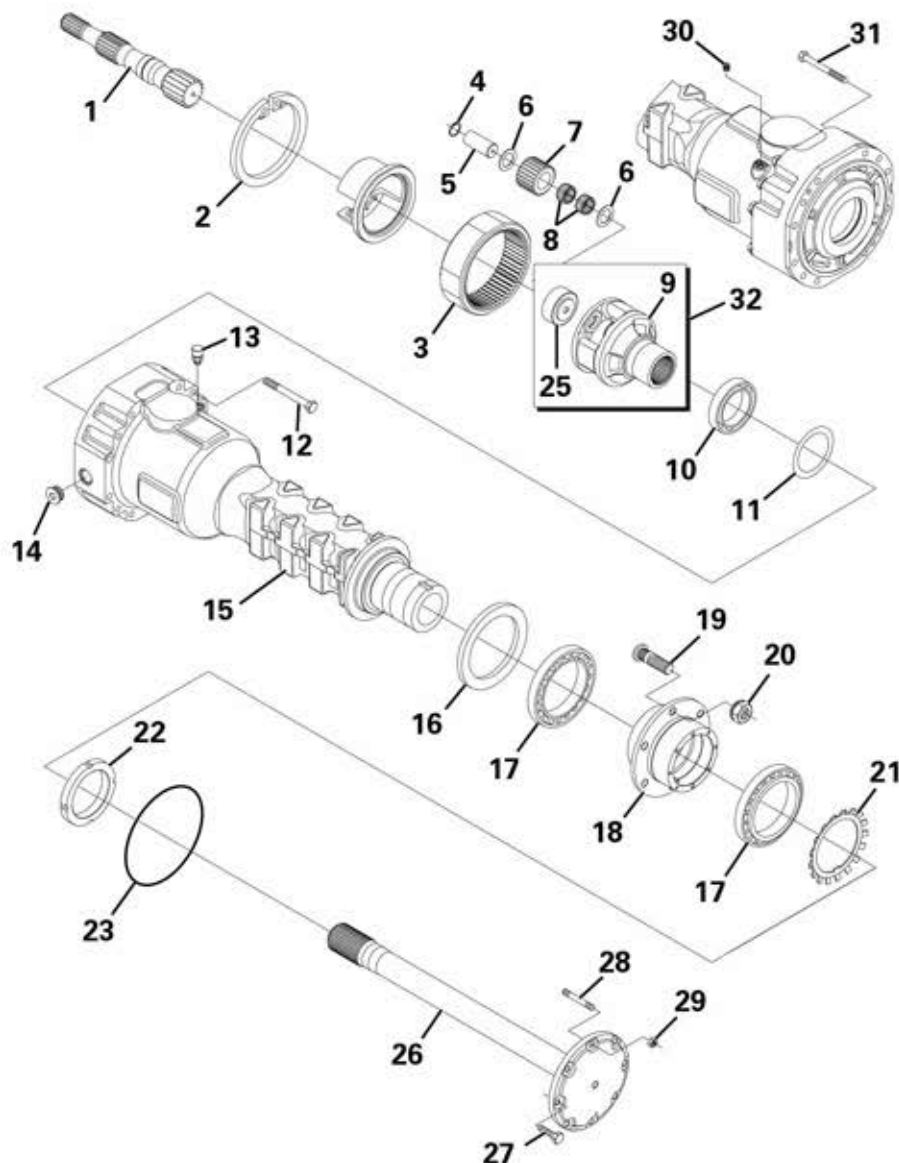
Item	Part No.	Description	Qty	U/M
1		WHEEL & TYRE ASSY	4.0	EA
2		TYRE	1.0	EA
3		WHEEL RIM	1.0	EA
4		BOLT	8.0	EA
5		AXLE CLAMP PLATE	4.0	EA
6		PHILIDAS NUT	8.0	EA
7		WASHER	16.0	EA





FRONT AXLE - HUB REDUCTION

Item	Part No.	Description	Qty	U/M
*	A	AXLE	1.0	EA
*	1	HALF SHAFT	2.0	EA
	2	CIRCLIP	2.0	EA
	3	RING GEAR	2.0	EA
	4	CIRCLIP	6.0	EA
	5	PIN	6.0	EA
	6	FRICTION WASHER	12.0	EA
*	7	DIFFERENTIAL PINION	6.0	EA
	8	NEEDLE ROLLER BEARING	12.0	EA
*	9	PLANET GEAR CARRIER	2.0	EA
	10	BALL BEARING	2.0	EA
	11	SHIM	A/R	EA
		SHIM	A/R	EA
		SHIM	A/R	EA
		SHIM	A/R	EA
		SHIM	A/R	EA
		SHIM	A/R	EA
**	12	HEXAGON BOLT	12.0	EA
	13	VENT	1.0	EA

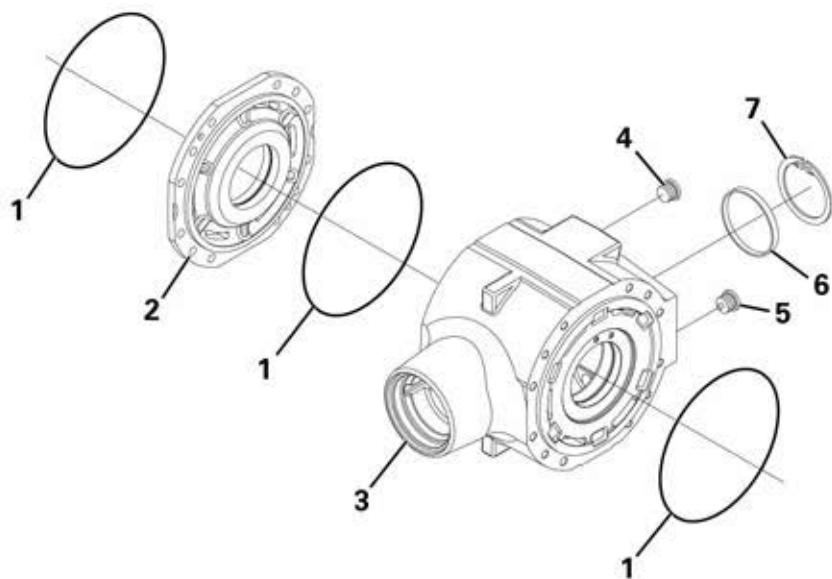


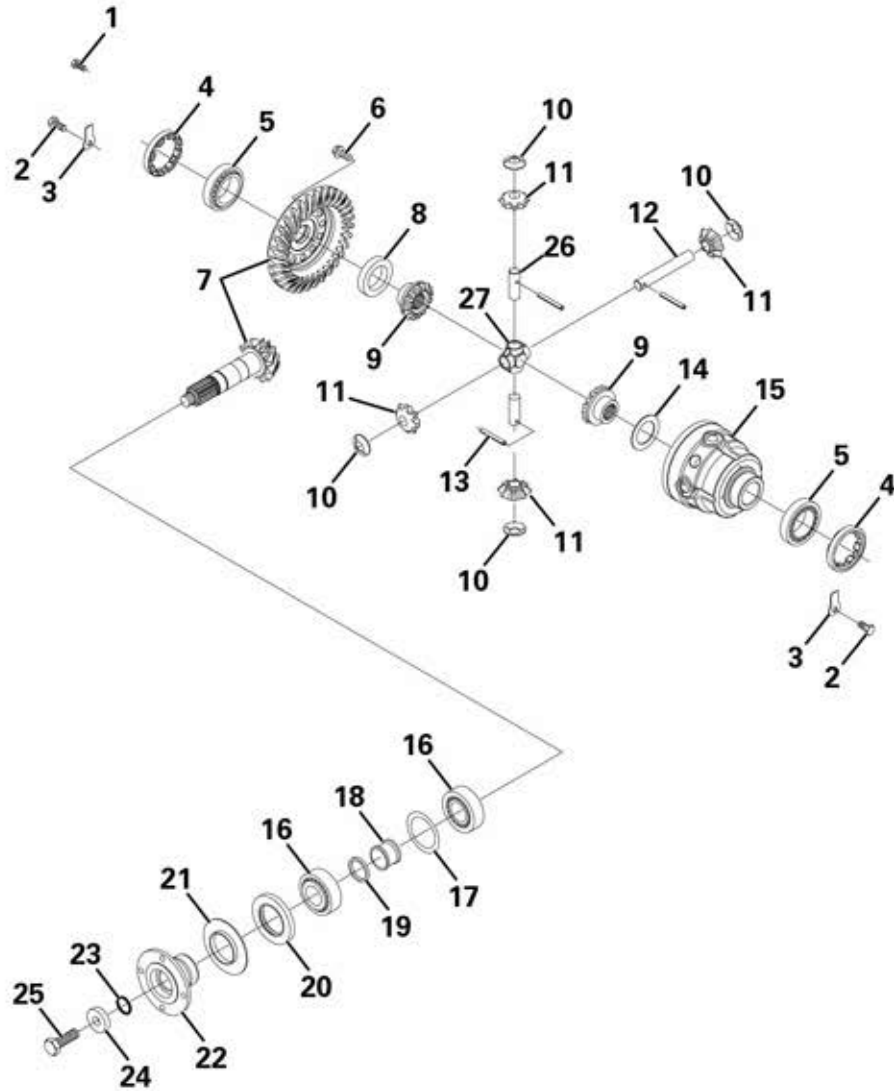
FRONT AXLE - HUB REDUCTION

Item	Part No.	Description	Qty	U/M
	14	PLUG	2.0	EA
	* 15	AXLE CASE	2.0	EA
	16	HUB SEAL	2.0	EA
	17	TAPER ROLLER BEARING	4.0	EA
	* 18	WHEEL HUB	2.0	EA
	19	WHEEL STUD	12.0	EA
	20	WHEEL NUT	12.0	EA
	21	TAB WASHER	2.0	EA
	22	RING NUT	2.0	EA
	23	O RING	2.0	EA
	* 25	SPACER	2.0	EA
	26	HALF SHAFT	2.0	EA
	* 27	HEXAGON BOLT	12.0	EA
	* 28	STUD	4.0	EA
	* 29	NUT	4.0	EA
	30	PLUG	1.0	EA
	31	HEXAGON BOLT	12.0	EA
	* 32	PLANET CARRIER C/W SPACER	2.0	EA

FRONT AXLE - CENTRAL HOUSING

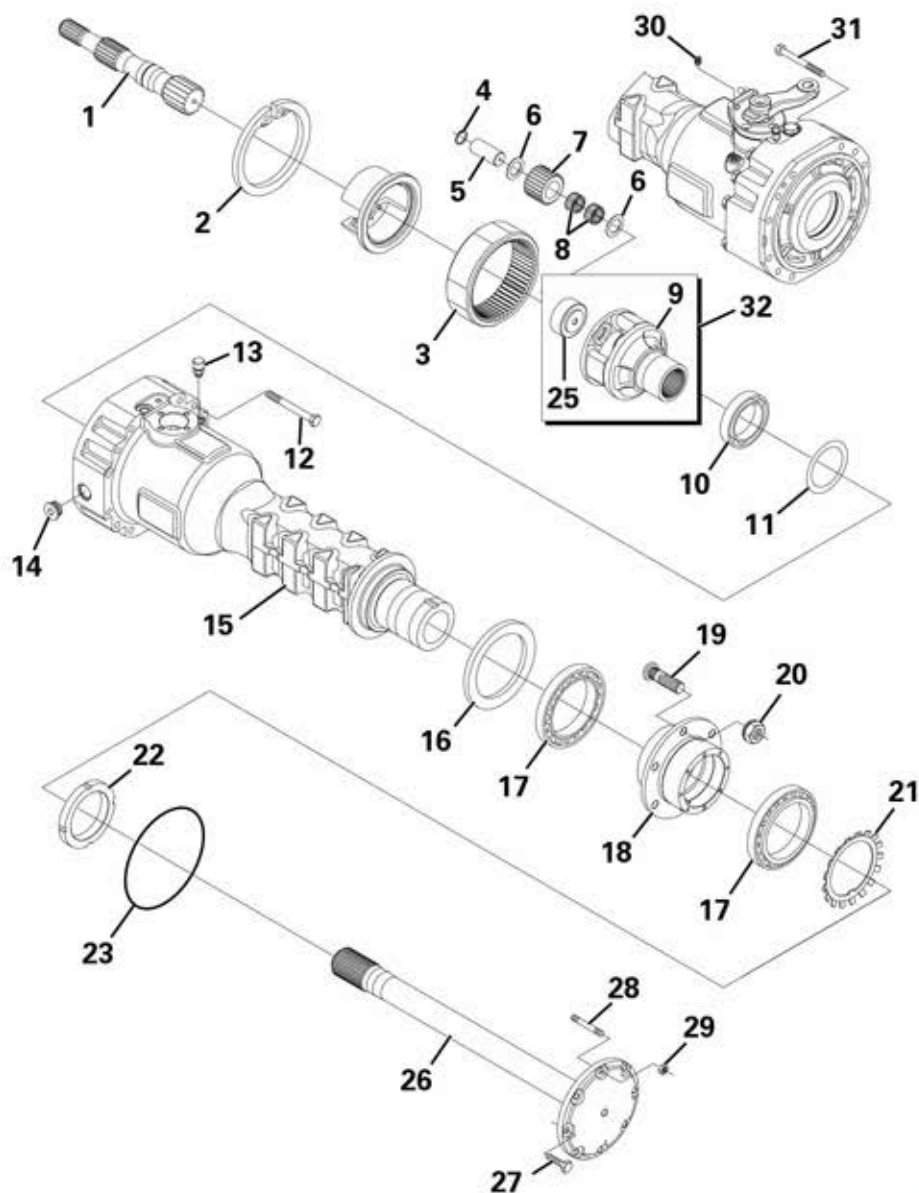
Item	Part No.	Description	Qty	U/M
1		O RING	3.0	EA
2		INTERMEDIATE COVER	1.0	EA
* 3		HOUSING	1.0	EA
4		PLUG	1.0	EA
5		MAGNET PLUG	1.0	EA
6		PLUG	1.0	EA
* 7		CIRCLIP	1.0	EA





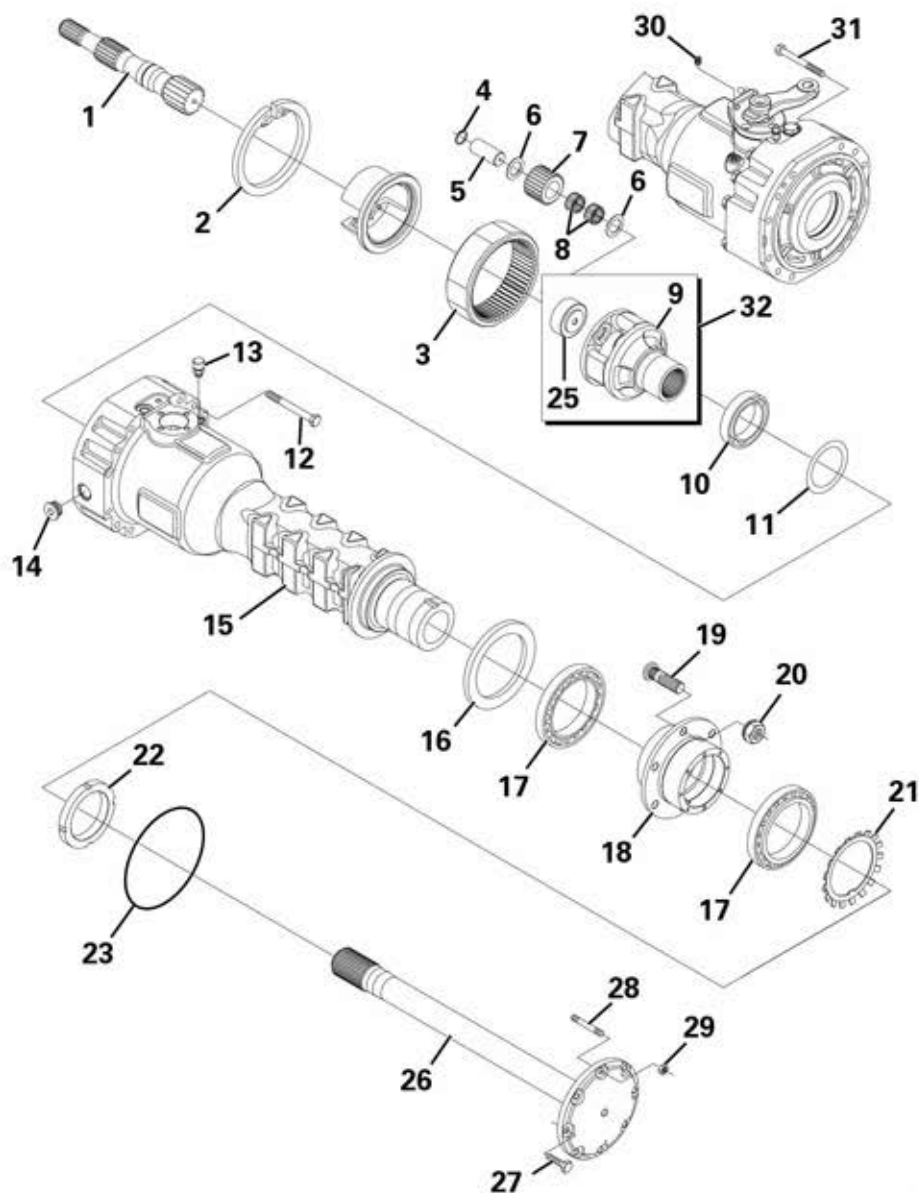
FRONT AXLE - DIFFERENTIAL

Item	Part No.	Description	Qty	U/M
	1	CYLINDER BOLT	2.0	EA
	2	HEXAGON BOLT	2.0	EA
	3	LOCKING PLATE	2.0	EA
	4	RING NUT	2.0	EA
	5	TAPER ROLLER BEARING	2.0	EA
	6	BOLT	12.0	EA
*	7	BEVEL GEAR SET	1.0	EA
	8	SPACER	1.0	EA
	9	DIFFERENTIAL SIDE GEAR	2.0	EA
*	10	WASHER	4.0	EA
*	11	DIFFERENTIAL PINION	4.0	EA
	12	DIFFERENTIAL SHAFT	1.0	EA
*	13	ROLL PIN	3.0	EA
	14	FRICTION WASHER	1.0	EA
*	15	DIFFERENTIAL CARRIER	1.0	EA
	16	BEARING	2.0	EA
	17	SHIM	A/R	EA
		SHIM	A/R	EA
		SHIM	A/R	EA
**	18	SPACER	1.0	EA
*	19	SHIM	1.0	EA
		SHIM	1.0	EA
		SHIM	1.0	EA
		SHIM	1.0	EA
		SHIM	2.0	EA
*	20	SEAL	1.0	EA
	21	COVER PLATE	1.0	EA
	22	FLANGE	1.0	EA
*	23	O RING	1.0	EA
	24	WASHER	1.0	EA
	25	BOLT	1.0	EA
*	26	DIFFERENTIAL SHAFT	2.0	EA
*	27	SHAFT RETAINER	1.0	EA



REAR AXLE - HUB REDUCTION

Item	Part No.	Description	Qty	U/M
*	A	AXLE	1.0	EA
*	1	HALF SHAFT	2.0	EA
	2	CIRCLIP	2.0	EA
	3	RING GEAR	2.0	EA
	4	CIRCLIP	6.0	EA
	5	PIN	6.0	EA
	6	FRICTION WASHER	12.0	EA
*	7	DIFFERENTIAL PINION	6.0	EA
	8	NEEDLE ROLLER BEARING	12.0	EA
*	9	PLANET GEAR CARRIER	2.0	EA
	10	BALL BEARING	2.0	EA
	11	SHIM	A/R	EA
		SHIM	A/R	EA
		SHIM	A/R	EA
		SHIM	A/R	EA
		SHIM	A/R	EA
**	12	HEXAGON BOLT	12.0	EA
	13	VENT	1.0	EA

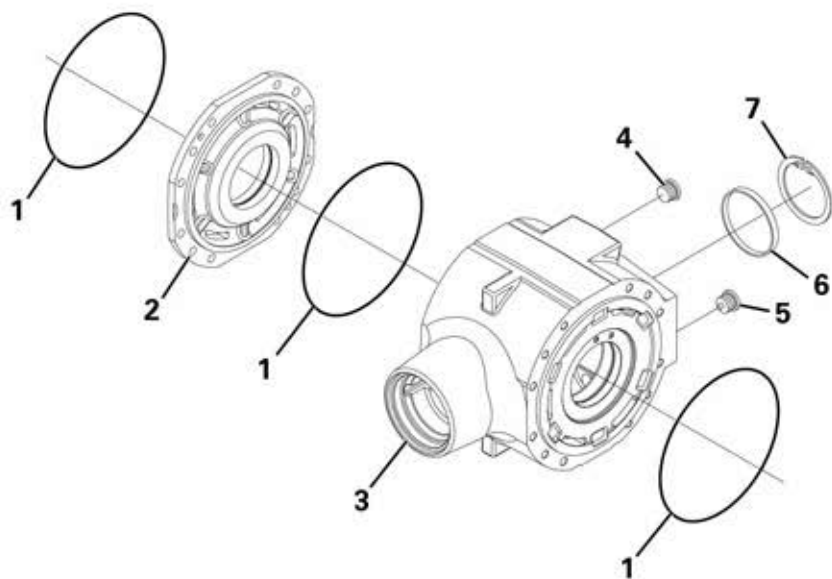


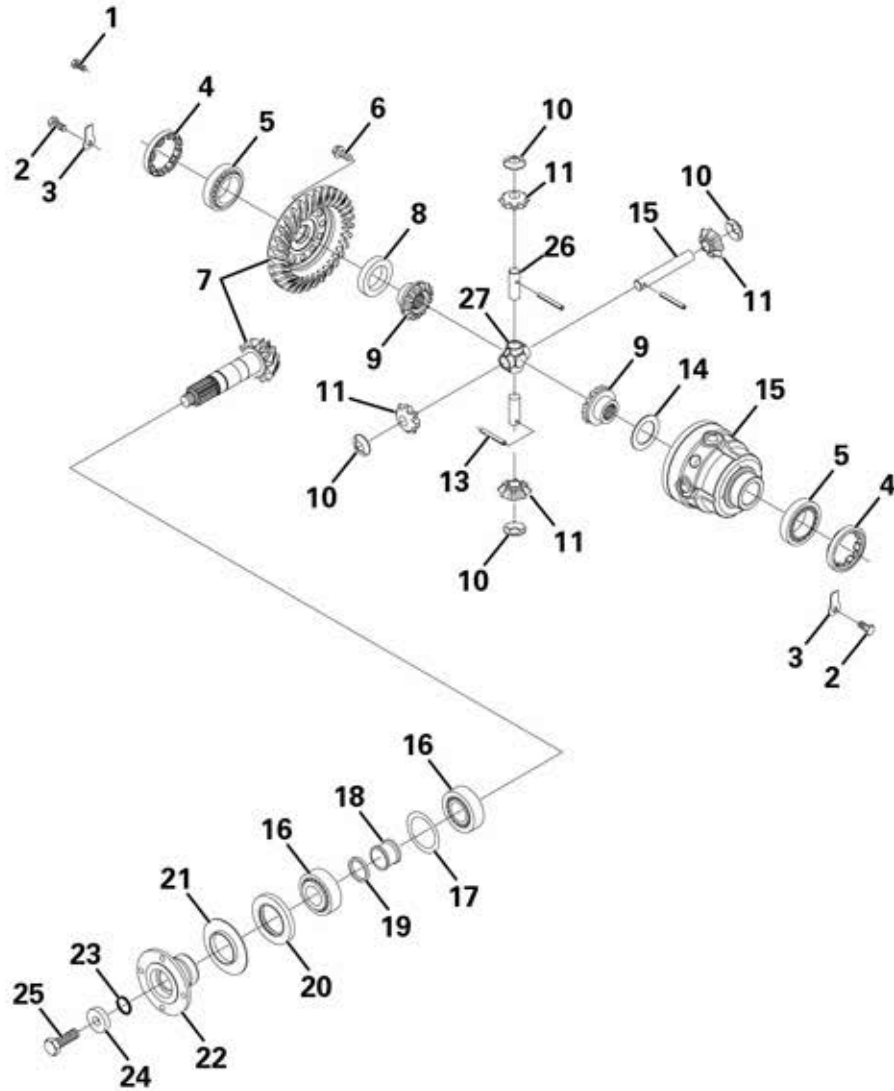
REAR AXLE - HUB REDUCTION

Item	Part No.	Description	Qty	U/M
	14	PLUG	2.0	EA
	*15	AXLE CASE	2.0	EA
	*16	HUB SEAL	2.0	EA
	17	TAPER ROLLER BEARING	4.0	EA
	*18	WHEEL HUB	2.0	EA
	19	WHEEL STUD	12.0	EA
	20	WHEEL NUT	12.0	EA
	21	TAB WASHER	2.0	EA
	22	RING NUT	2.0	EA
	23	O RING	2.0	EA
	*25	SPACER	2.0	EA
	26	HALF SHAFT	2.0	EA
	*27	HEXAGON BOLT	12.0	EA
	*28	STUD	4.0	EA
	*29	NUT	4.0	EA
	30	PLUG	1.0	EA
	31	HEXAGON BOLT	12.0	EA
	*32	PLANET CARRIER C/W SPACER	2.0	EA

REAR AXLE - CENTRAL HOUSING

Item	Part No.	Description	Qty	U/M
	1	O RING	3.0	EA
	2	INTERMEDIATE COVER	1.0	EA
	* 3	HOUSING	1.0	EA
	4	PLUG	1.0	EA
	5	MAGNET PLUG	1.0	EA
	6	PLUG	1.0	EA
	* 7	CIRCLIP	1.0	EA

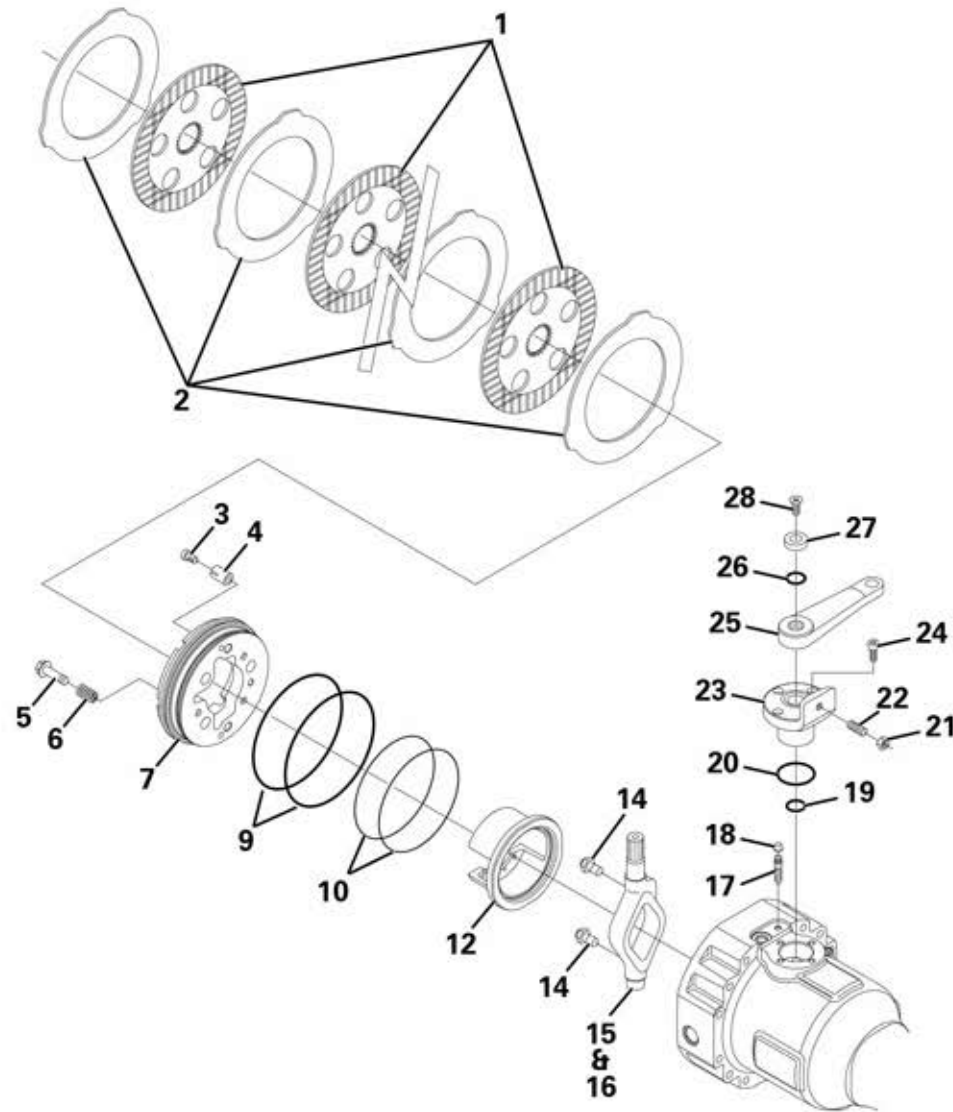




REAR AXLE - DIFFERENTIAL

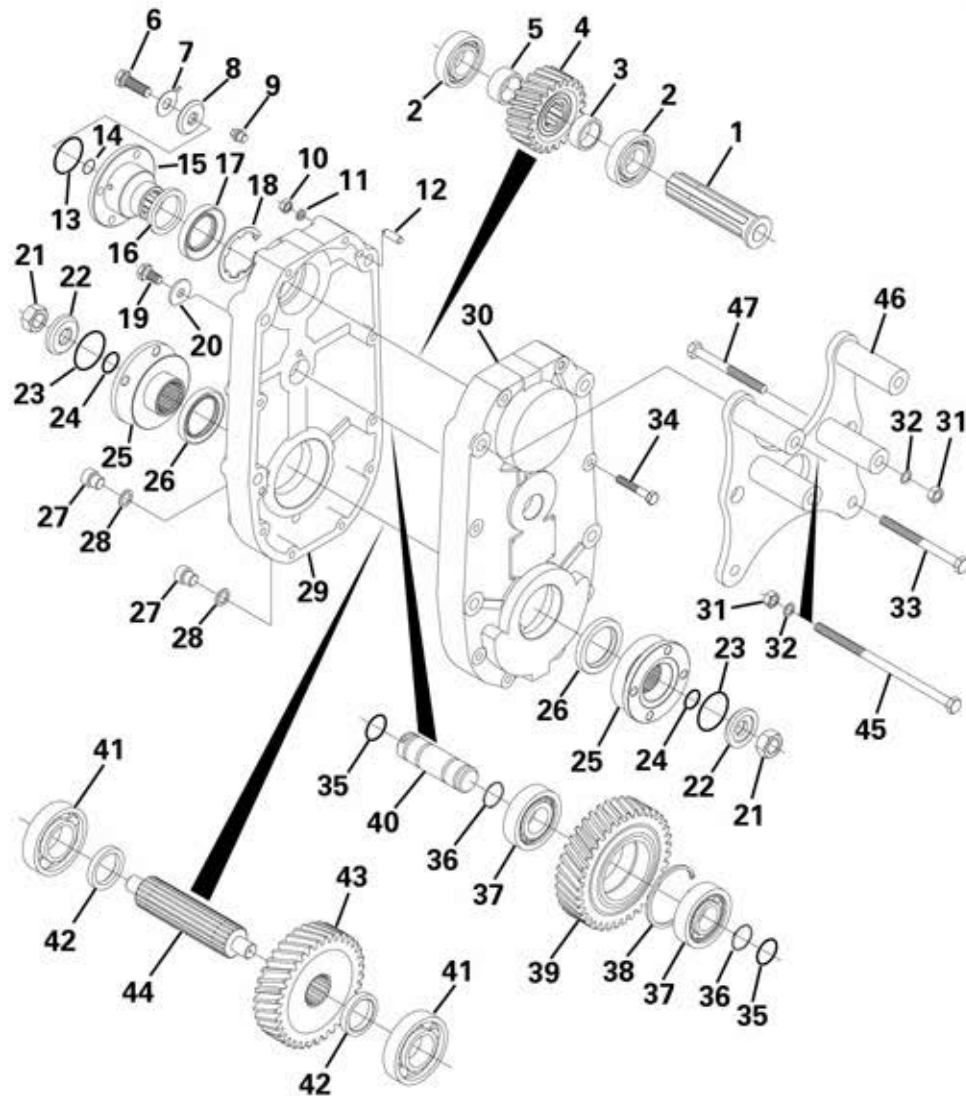
Item	Part No.	Description	Qty	U/M
	1	CYLINDER BOLT	2.0	EA
	2	HEXAGON BOLT	2.0	EA
	3	LOCKING PLATE	2.0	EA
	4	RING NUT	2.0	EA
	5	TAPER ROLLER BEARING	2.0	EA
	6	BOLT	12.0	EA
	7	BEVEL GEAR SET	1.0	EA
	8	SPACER	1.0	EA
	9	DIFFERENTIAL SIDE GEAR	2.0	EA
	* 10	WASHER	4.0	EA
	* 11	DIFFERENTIAL PINION	4.0	EA
	12	DIFFERENTIAL SHAFT	1.0	EA
	* 13	ROLL PIN	3.0	EA
	14	FRICTION WASHER	1.0	EA
	* 15	DIFFERENTIAL CARRIER	1.0	EA
	16	BEARING	2.0	EA
	17	SHIM	A/R	EA
		SHIM	A/R	EA
		SHIM	A/R	EA
	** 18	SPACER	1.0	EA
	* 19	SHIM	1.0	EA
		SHIM	1.0	EA
		SHIM	1.0	EA
		SHIM	1.0	EA
		SHIM	2.0	EA
	* 20	SEAL	1.0	EA
	21	COVER PLATE	1.0	EA
	22	FLANGE	1.0	EA
	* 23	O RING	1.0	EA
	24	WASHER	1.0	EA
	25	BOLT	1.0	EA
	* 26	DIFFERENTIAL SHAFT	2.0	EA
	* 27	SHAFT RETAINER	1.0	EA

REAR AXLE - BRAKES

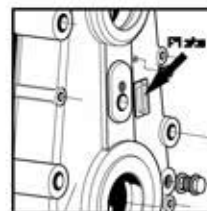


Item	Part No.	Description	Qty	U/M
1		BRAKE DISC	6.0	EA
2		BRAKE DISC	8.0	EA
3		ADJUSTING BOLT	6.0	EA
4		SPRING	6.0	EA
5		ADJUSTING BOLT	6.0	EA
6		SPRING	6.0	EA
7		PISTON	4.0	EA
* 9		O RING	4.0	EA
* 10		O RING	4.0	EA
12		SELECTOR	2.0	EA
14		PUSHER	4.0	EA
15		LEVER LH	1.0	EA
16		LEVER RH	1.0	EA
17		BLEEDING BOLT	2.0	EA
18		PLUG	2.0	EA
19		O RING	2.0	EA
20		O RING	2.0	EA
21		NUT	2.0	EA
22		GRUB BOLT	2.0	EA
23		REDUCTION BUSHING	2.0	EA
24		CYLINDER BOLT	6.0	EA
25		LEVER	2.0	EA
26		O RING	2.0	EA
27		WASHER	2.0	EA
28		COUNTERSUNK BOLT	2.0	EA

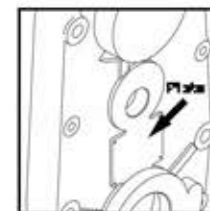
DROPBOX ASSEMBLY



Item	Part No.	Description	Qty	U/M
* A		DROPBOX	1.0	EA
	1	SHAFT	1.0	EA
	2	BALL BEARING	2.0	EA
	3	SPACER	1.0	EA
	4	GEAR	1.0	EA
	5	SPACER	1.0	EA
	6	HEXAGON BOLT	1.0	EA
	7	STOP	1.0	EA
	8	WASHER	1.0	EA
	9	VENT	1.0	EA
	10	NUT	8.0	EA
	11	SPRING WASHER	8.0	EA
	12	DOWEL	2.0	EA
	13	O-RING	1.0	EA
	14	O-RING	1.0	EA
	15	FLANGE	1.0	EA
	16	COVER PLATE	1.0	EA
	17	SEAL	1.0	EA
	18	CIRCLIP	1.0	EA
	19	BOLT	1.0	EA
	20	SPACER	1.0	EA
	21	NUT	2.0	EA
	22	WASHER	2.0	EA

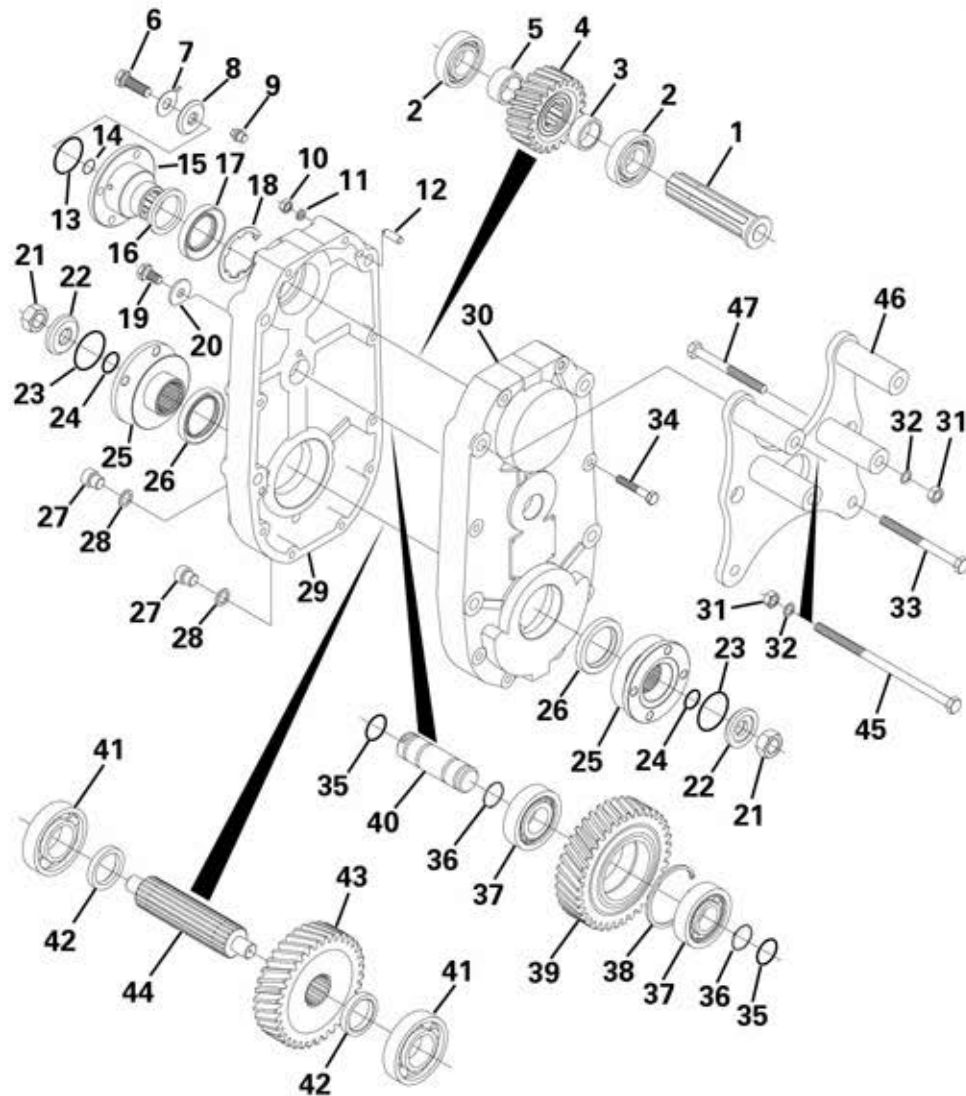


NEWAGE DROPBOX
SEE MODIFIED &
ADDITIONAL PARTS PAGES

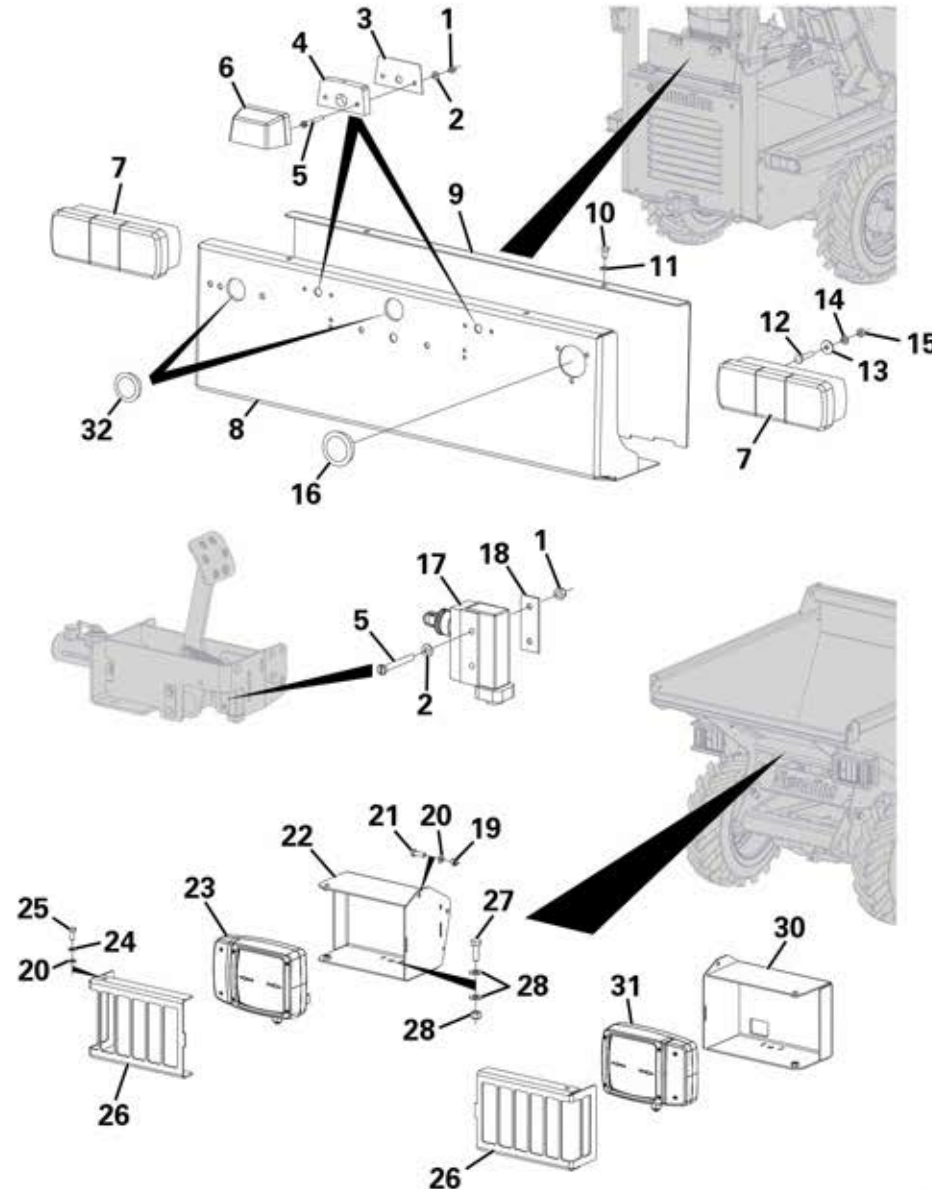


DANA DROPBOX
SEE DROPBOX PAGES

DROPBOX ASSEMBLY

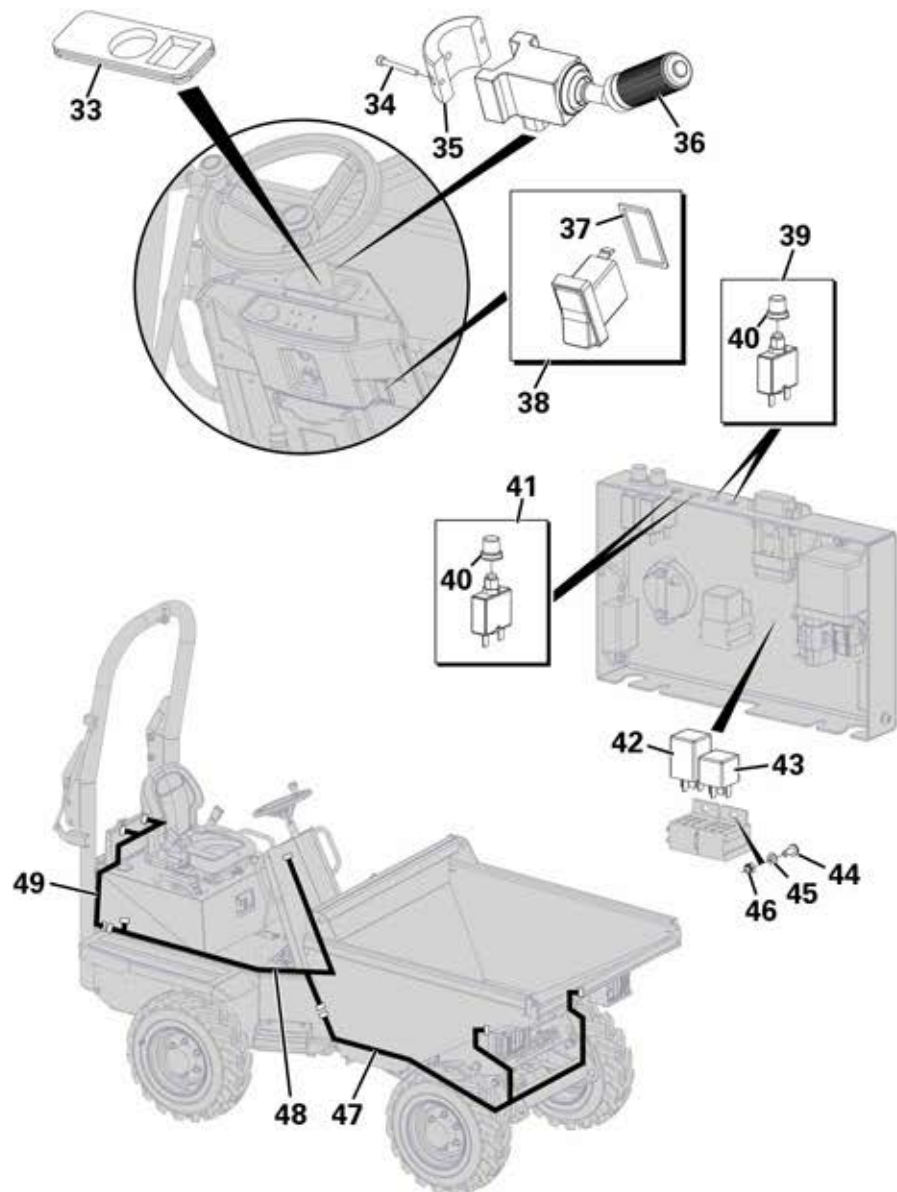


Item	Part No.	Description	Qty	U/M
	23	O-RING	2.0	EA
	24	O-RING	2.0	EA
	25	FLANGE	2.0	EA
	26	SEAL	2.0	EA
	27	GRUB BOLT	2.0	EA
	28	SEAL WASHER	2.0	EA
	29	COVER	1.0	EA
	30	HOUSING	1.0	EA
	31	PHILIDAS NUT	6.0	EA
	32	HEAVY DUTY WASHER	6.0	EA
	33	BOLT	2.0	EA
	34	HEXAGON BOLT	8.0	EA
	35	O-RING	2.0	EA
	36	CIRCLIP	2.0	EA
	37	BEARING	2.0	EA
	38	CIRCLIP	1.0	EA
	39	GEAR	1.0	EA
	40	PIN	1.0	EA
	41	BALL BEARING	2.0	EA
	42	SPACER	2.0	EA
	43	GEAR	1.0	EA
	44	SHAFT	1.0	EA
	45	BOLT	2.0	EA
	46	DROPBOX MOUNTING ASSY	1.0	EA
	47	BOLT	2.0	EA



ROAD LIGHTS

Item	Part No.	Description	Qty	U/M
	1	NYLOC NUT	6.0	EA
	2	WASHER	6.0	EA
	3	NUMBER PLATE LIGHT GASKET	2.0	EA
	4	NUMBER PLATE LIGHT PLINTH	2.0	EA
	5	CHEESE HEAD SCREW	6.0	EA
	6	NUMBER PLATE LAMP	2.0	EA
	7	REAR LIGHT ASSEMBLY	2.0	EA
	8	REAR LIGHT LENS	2.0	EA
	9	REAR NUMBERPLATE BRKT	1.0	EA
	10	REAR NUMBERPLATE BRKT COVER	1.0	EA
	11	SET SCREW	2.0	EA
	12	WASHER	2.0	EA
	13	SET SCREW	4.0	EA
	14	HEAVY DUTY WASHER	4.0	EA
	15	SPRING WASHER	4.0	EA
	16	NUT	4.0	EA
	17	BLANKING PLUG	1.0	EA
	18	LIMIT SWITCH ASSY	1.0	EA
	19	MICRO SWITCH BACKING PLATE	1.0	EA
	20	NYLOC NUT	4.0	EA
	21	WASHER	8.0	EA
	22	SET SCREW	4.0	EA
	23	FRONT LIGHT BOX RH	1.0	EA
	24	HEADLAMP RH	1.0	EA
	25	SPRING WASHER	4.0	EA
	26	SET SCREW	4.0	EA
	27	HEADLIGHT GRILLE	2.0	EA
	28	SET SCREW	2.0	EA
	29	HEAVY DUTY WASHER	4.0	EA
	30	NYLOC NUT	2.0	EA
	31	FRONT LIGHT BOX LH	1.0	EA
	32	HEADLAMP LH	1.0	EA
	32	BLANKING GROMMET	2.0	EA

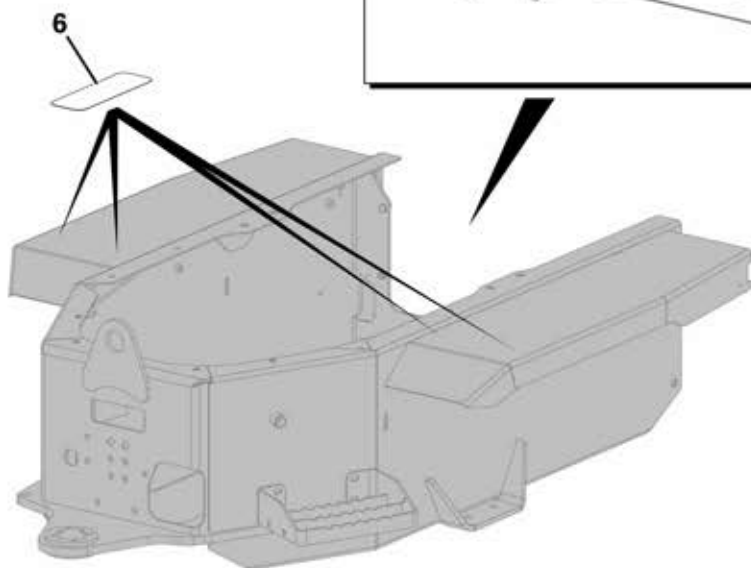
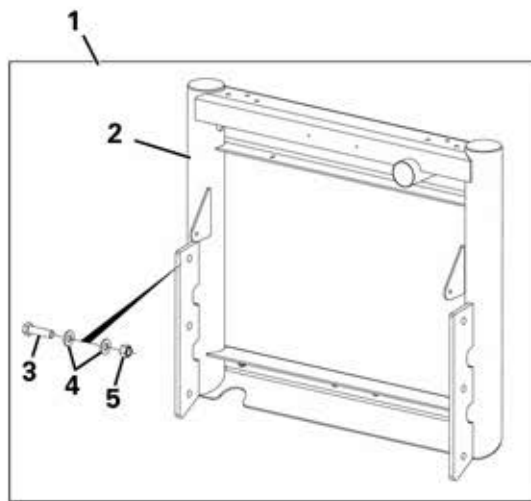


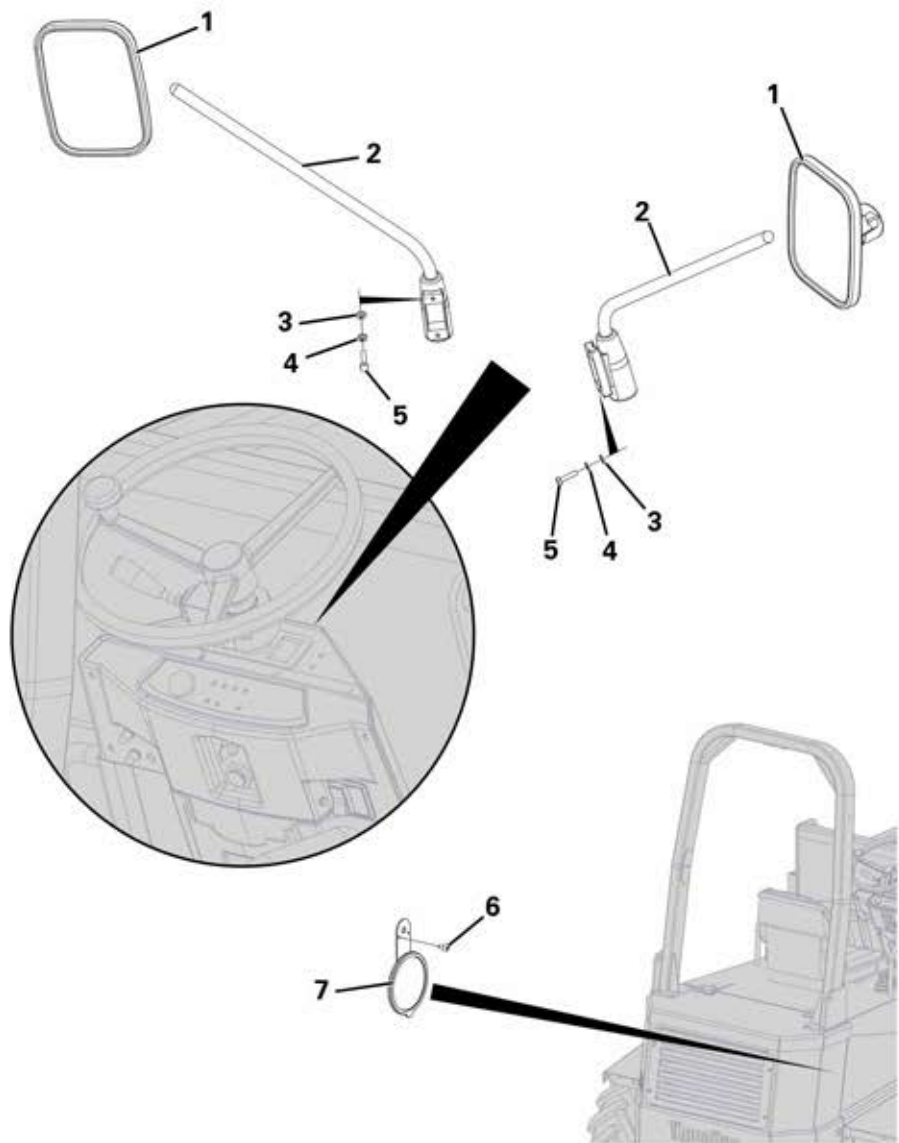
ROAD LIGHTS

Item	Part No.	Description	Qty	U/M
	33	GROMMET STEERING COLUMN	1.0	EA
	34	SOCKET HEAD CAP SCREW	2.0	EA
	35	SWITCH CLAMP	1.0	EA
	36	COLUMN SWITCH LIGHTS	1.0	EA
	37	RUBBER GASKET	1.0	EA
	38	SWITCH HAZARD	1.0	EA
	39	CIRCUIT BREAKER 5A	2.0	EA
	40	CIRCUIT BREAKER SPLASHGUARD	4.0	EA
	41	CIRCUIT BREAKER 18A	2.0	EA
	42	FLASHER UNIT	1.0	EA
	43	RELAY	1.0	EA
	44	SET SCREW	1.0	EA
	45	WASHER	1.0	EA
	46	NUT	1.0	EA
	47	FRONT LIGHTING LOOM	1.0	EA
	48	MAIN LIGHTING LOOM	1.0	EA
	49	REAR NUMBER PLATE LOOM	1.0	EA

REAR COVER (NON ROPS)

Item	Part No.	Description	Qty	U/M
1		REAR COVER ASSEMBLY	1.0	EA
2		REAR COVER	1.0	EA
3		BOLT	6.0	EA
4		WASHER	12.0	EA
5		STOVER NUT	6.0	EA
6		ANTI SLIP PAD	4.0	EA



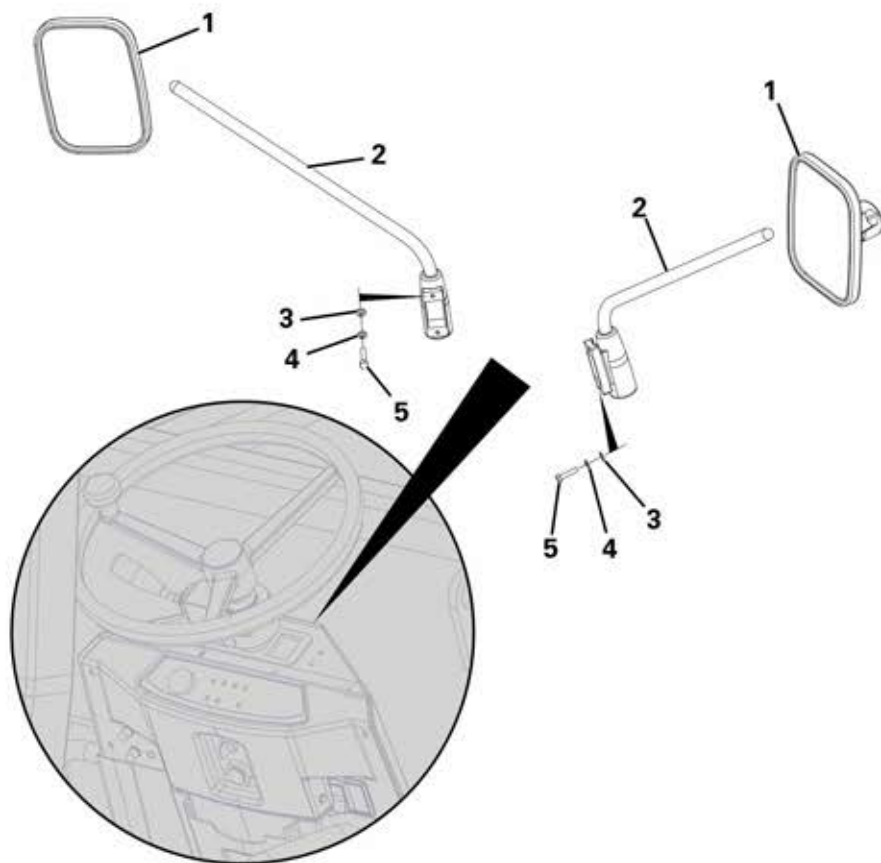


ROAD EQUIPMENT KIT

Item	Part No.	Description	Qty	U/M
1		MIRROR HEAD	2.0	EA
2		ARM FOR WING MIRROR	2.0	EA
3		HEAVY DUTY WASHER	4.0	EA
4		SPRING WASHER	4.0	EA
5		SET SCREW	4.0	EA
6		POSIDRIVE SELF TAPPER	2.0	EA
7		LICENCE HOLDER	1.0	EA

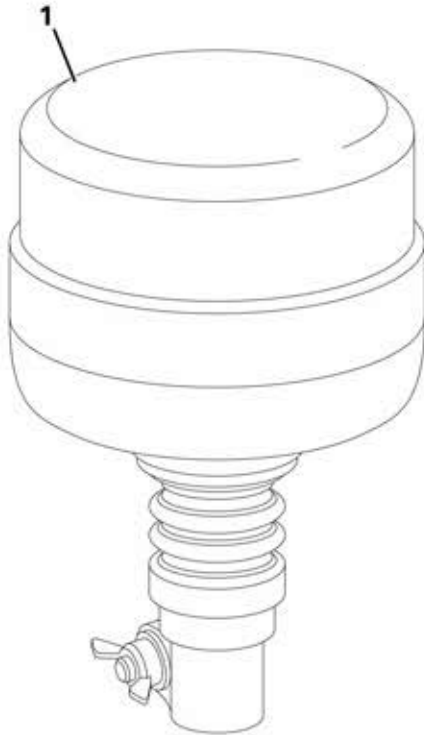
ROAD MIRRORS

Item	Part No.	Description	Qty	U/M
1		MIRROR HEAD	2.0	EA
2		ARM FOR WING MIRROR	2.0	EA
3		HEAVY DUTY WASHER	4.0	EA
4		SPRING WASHER	4.0	EA
!		SET SCREW	4.0	EA



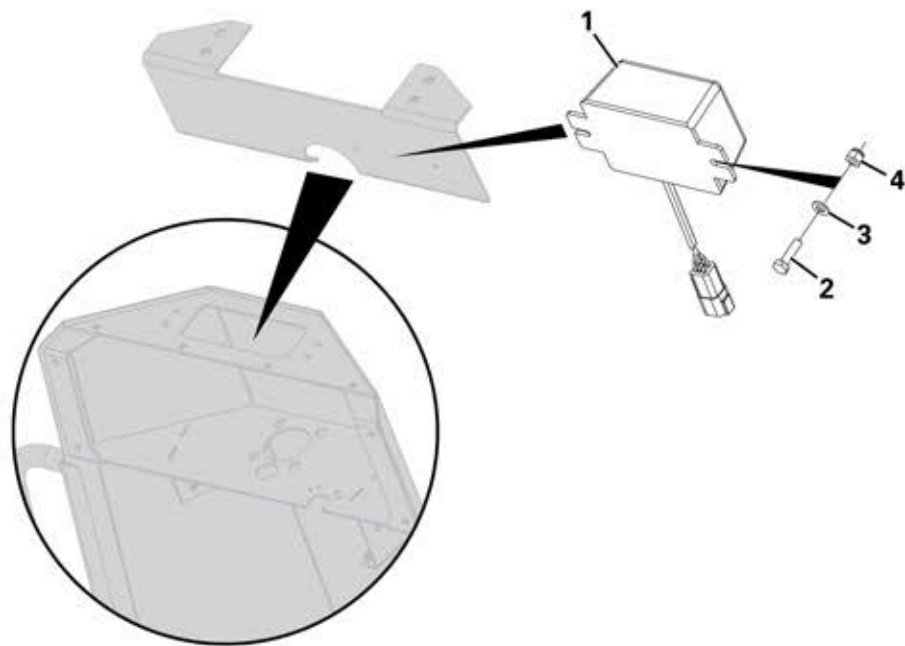
LED BEACON (R65)

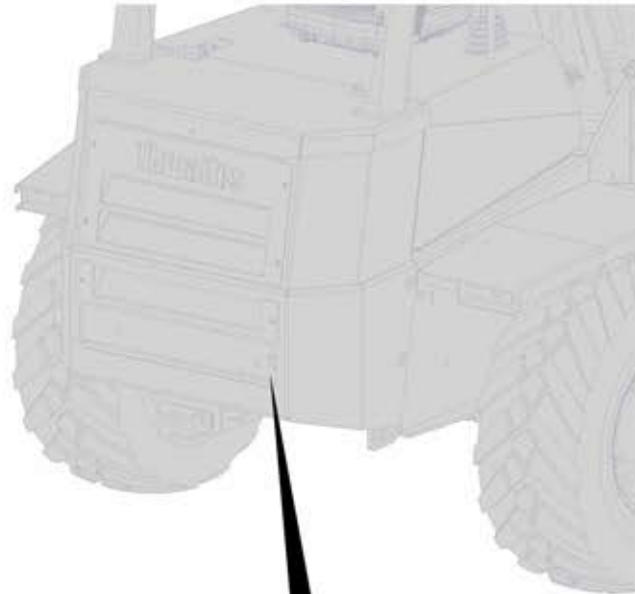
Item	Part No.	Description	Qty	U/M
1		LED BEACON	1.0	EA



ELECTRONIC ENGINE SHUTDOWN

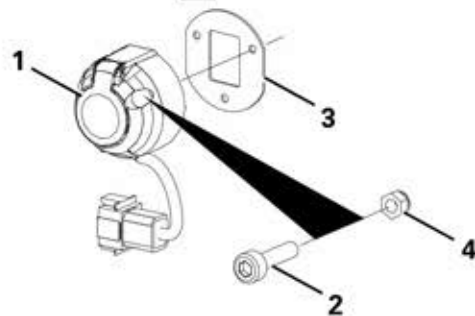
Item	Part No.	Description	Qty	U/M
1		ENGINE SHUTDOWN DEVICE	1.0	EA
2		SET SCREW	2.0	EA
3		WASHER	2.0	EA
4		NYLOC NUT	2.0	EA





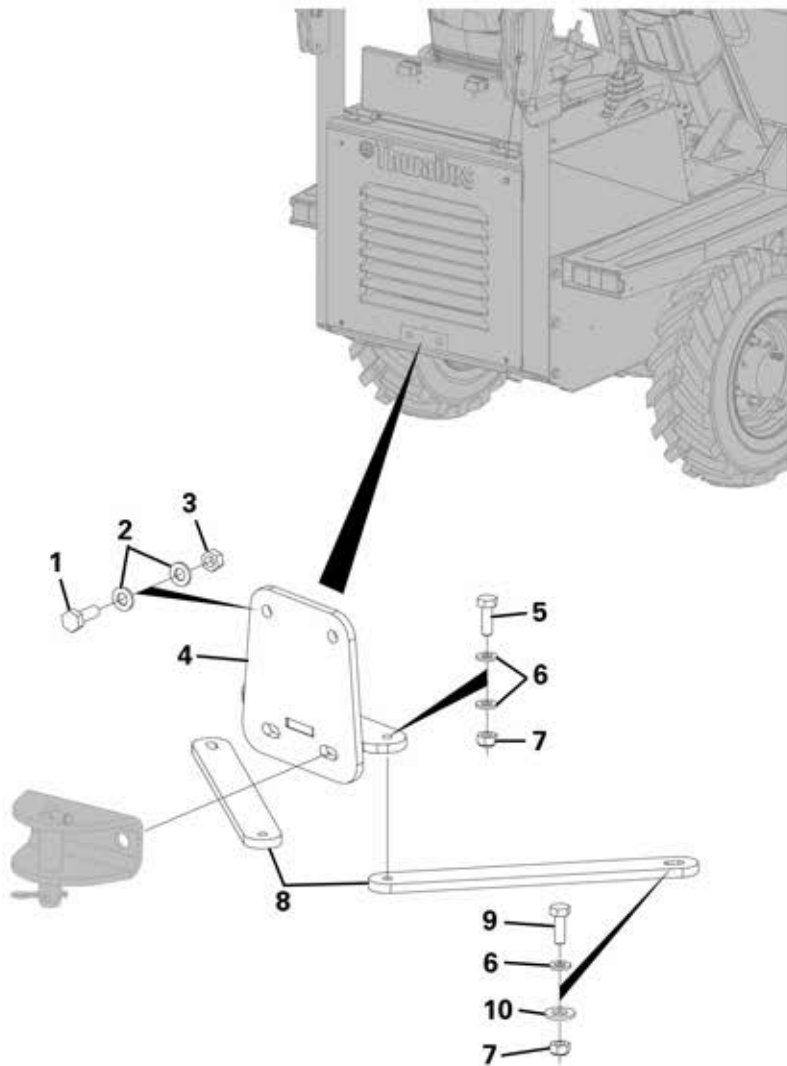
TRAILER SOCKET

Item	Part No.	Description	Qty	U/M
1		TRAILER SOCKET	1.0	EA
2		CAP HEAD SCREW	3.0	EA
3		SANDWICH PLATE	1.0	EA
4		NYLOC NUT	3.0	EA

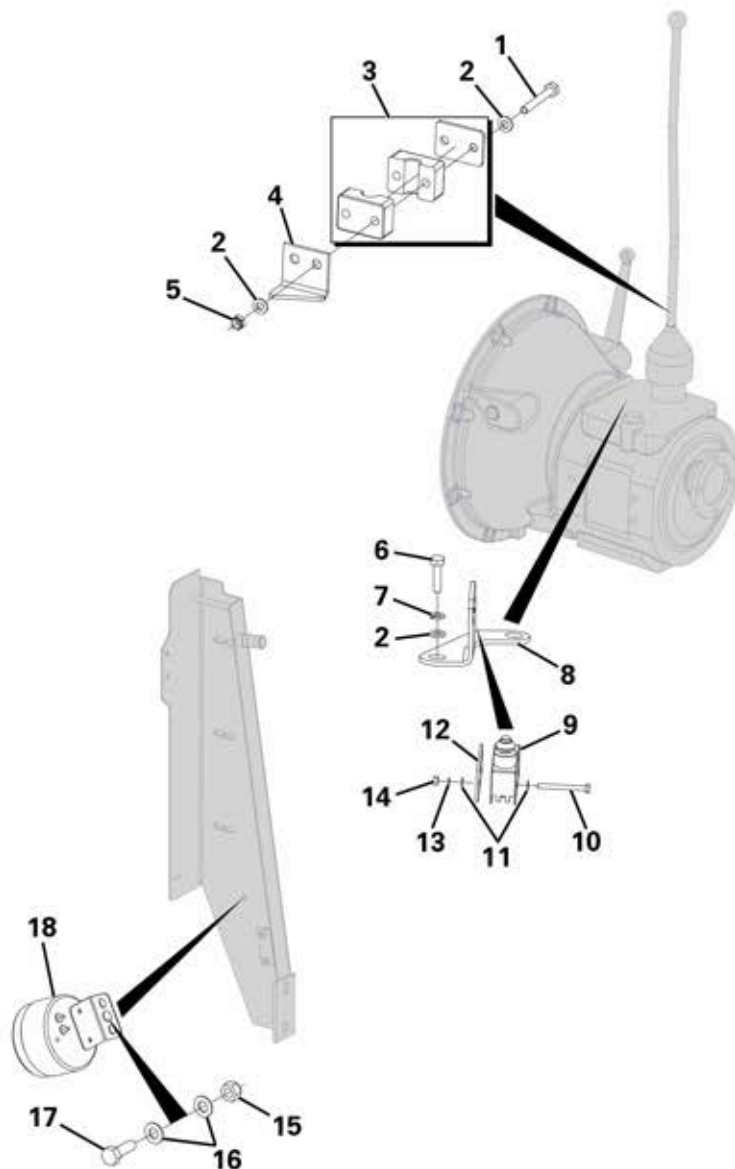


LOWERED TOWING HITCH

Item	Part No.	Description	Qty	U/M
1		BOLT	2.0	EA
2		WASHER	4.0	EA
3		PHILIDAS NUT	2.0	EA
4		TOW BRACKET EXTENSION	1.0	EA
5		BOLT	2.0	EA
6		WASHER	6.0	EA
7		PHILIDAS NUT	4.0	EA
8		TOW BRACKET STRAP	2.0	EA
9		SET SCREW	2.0	EA
10		HEAVY DUTY WASHER	2.0	EA



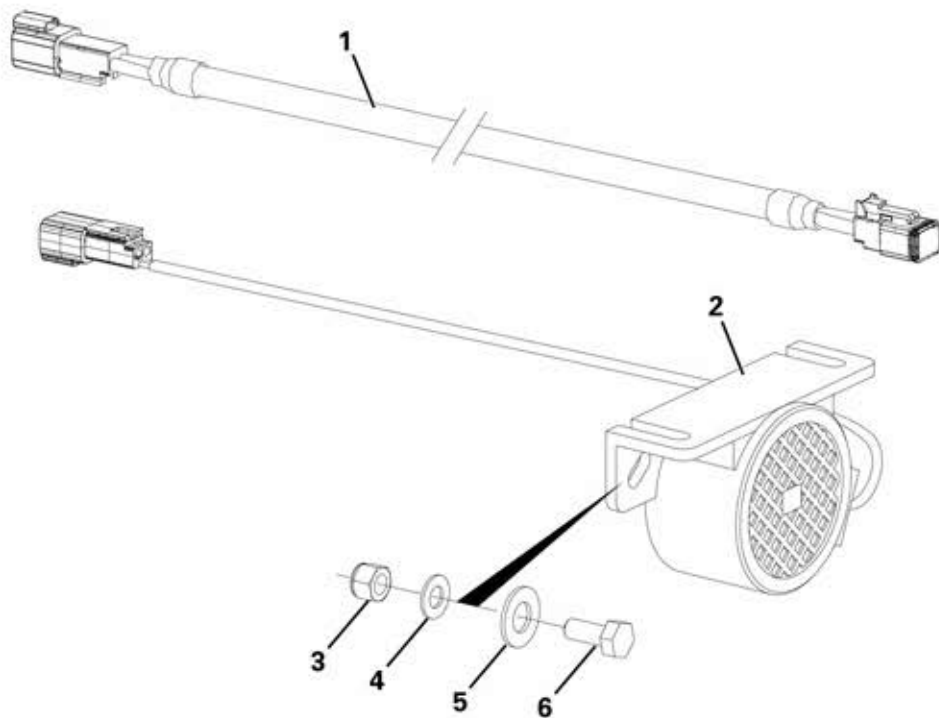
REVERSE ALARM



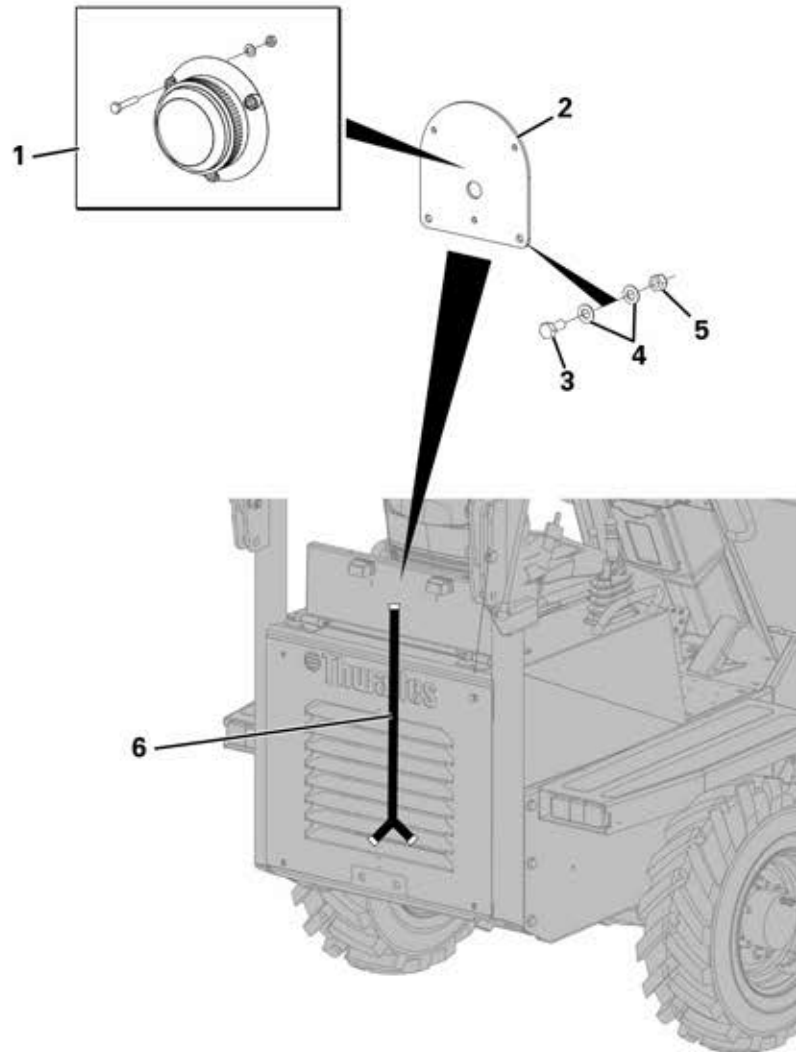
Item	Part No.	Description	Qty	U/M
1		BOLT	2.0	EA
2		WASHER	6.0	EA
3		PIPE CLAMP	1.0	EA
4		REVERSE ALARM ACTUATOR	1.0	EA
5		NYLOC NUT	2.0	EA
6		SET SCREW	2.0	EA
7		SPRING WASHER	2.0	EA
8		REVERSING SWITCH MOUNTING PLATE	1.0	EA
9		LIMIT SWITCH	1.0	EA
10		SET SCREW	2.0	EA
11		WASHER	4.0	EA
12		MICRO SWITCH BACKING PLATE	1.0	EA
13		SPRING WASHER	2.0	EA
14		NUT	2.0	EA
15		NYLOC NUT	1.0	EA
16		WASHER	2.0	EA
17		SET SCREW	1.0	EA
18		REVERSE ALARM	1.0	EA

BROADBAND SOUND REVERSE ALARM

Item	Part No.	Description	Qty	U/M
1		EXTENSION HARNESS	1.0	EA
2		BROADBAND SOUND REVERSE ALARM	1.0	EA
3		NYLOC NUT	2.0	EA
4		WASHER	2.0	EA
5		HEAVY DUTY WASHER	2.0	EA
6		SET SCREW	2.0	EA



REVERSING STROBE



Item	Part No.	Description	Qty	U/M
1		REVERSING STROBE LIGHT - WHITE	1.0	EA
2		REVERSING LAMP MOUNTING PLATE	1.0	EA
3		SET SCREW	2.0	EA
4		WASHER	4.0	EA
5		NYLOC NUT	2.0	EA
6		REVERSING STROBE HARNESS	1.0	EA

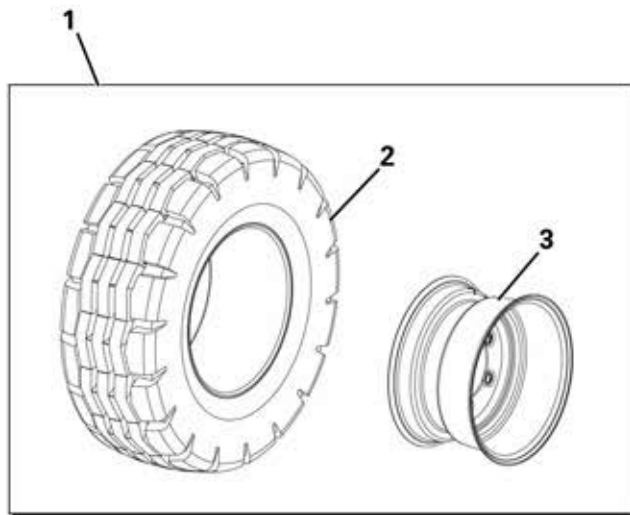
SAFETY DECALS (CON)

Item	Part No.	Description	Qty	U/M
1		SAFETY DECALS 1.5-4.5T (CONT)	1	EA



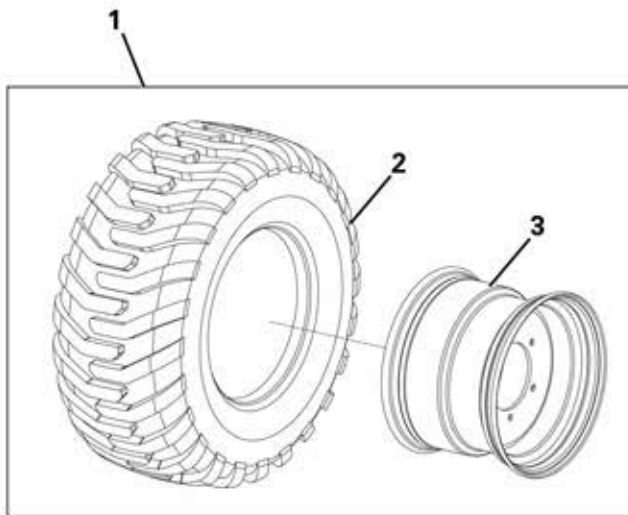
SAND TYRES

Item	Part No.	Description	Qty	U/M
1		WHEEL ASSEMBLY (SAND)	4.0	EA
2		SAND TYRE	1.0	EA
3		WHEEL RIM	1.0	EA



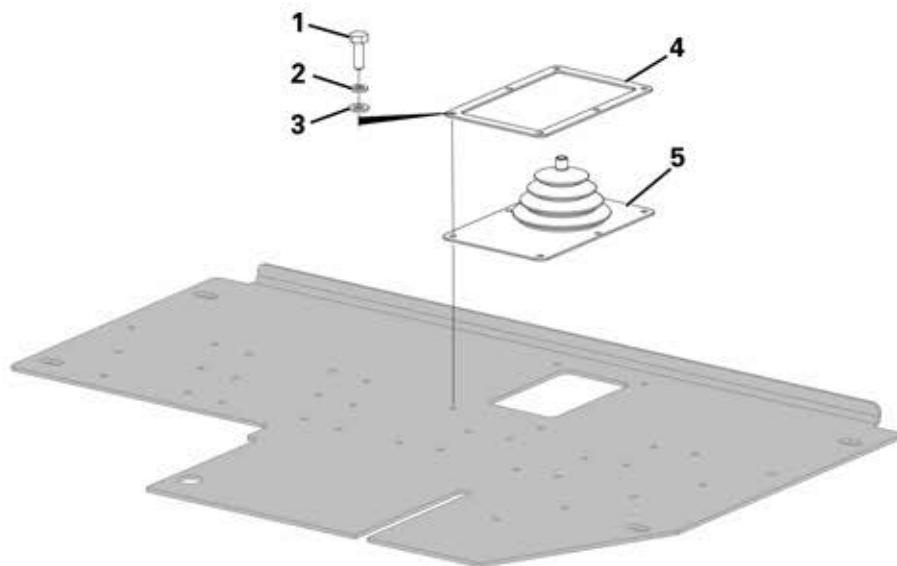
WHEEL ASSEMBLY (HIGH FLOAT)

Item	Part No.	Description	Qty	U/M
1		WHEEL ASSY HI-FLOAT	4.0	EA
2		TYRE	1.0	EA
3		WHEEL RIM	1.0	EA



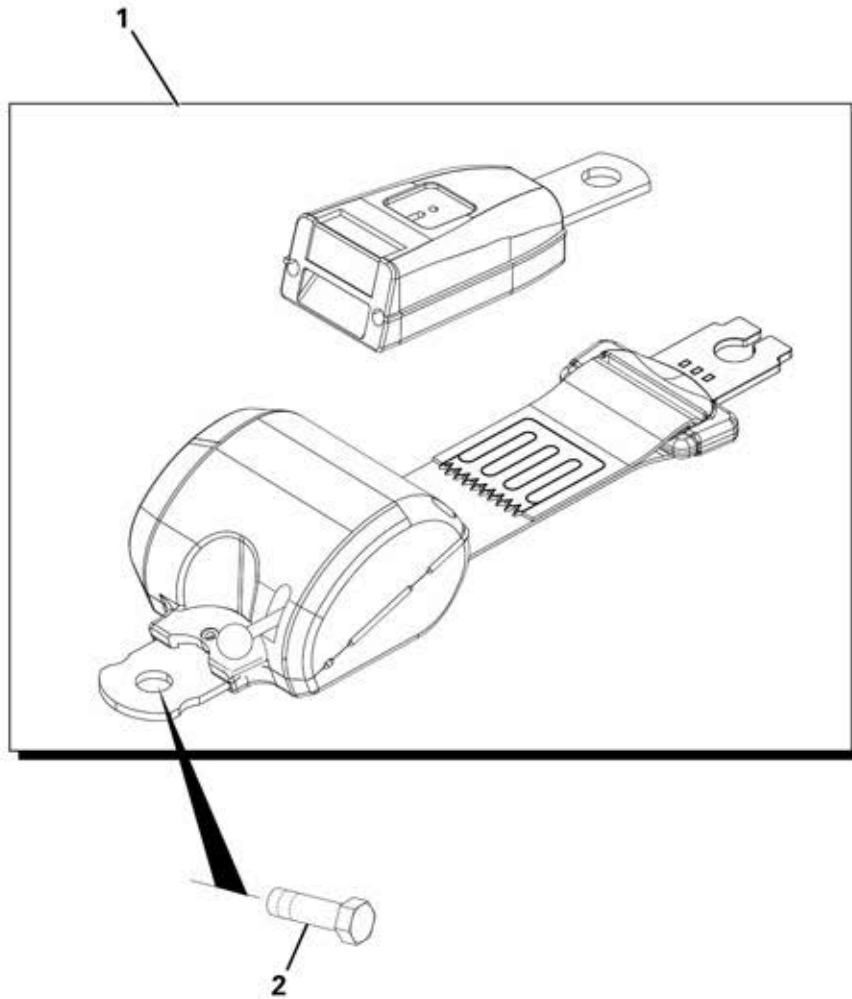
GEAR STICK GAITER COVER

Item	Part No.	Description	Qty	U/M
1		SET SCREW	4.0	EA
2		SPRING WASHER	4.0	EA
3		WASHER	4.0	EA
4		RETAINING PLATE	1.0	EA
5		GAITER	1.0	EA



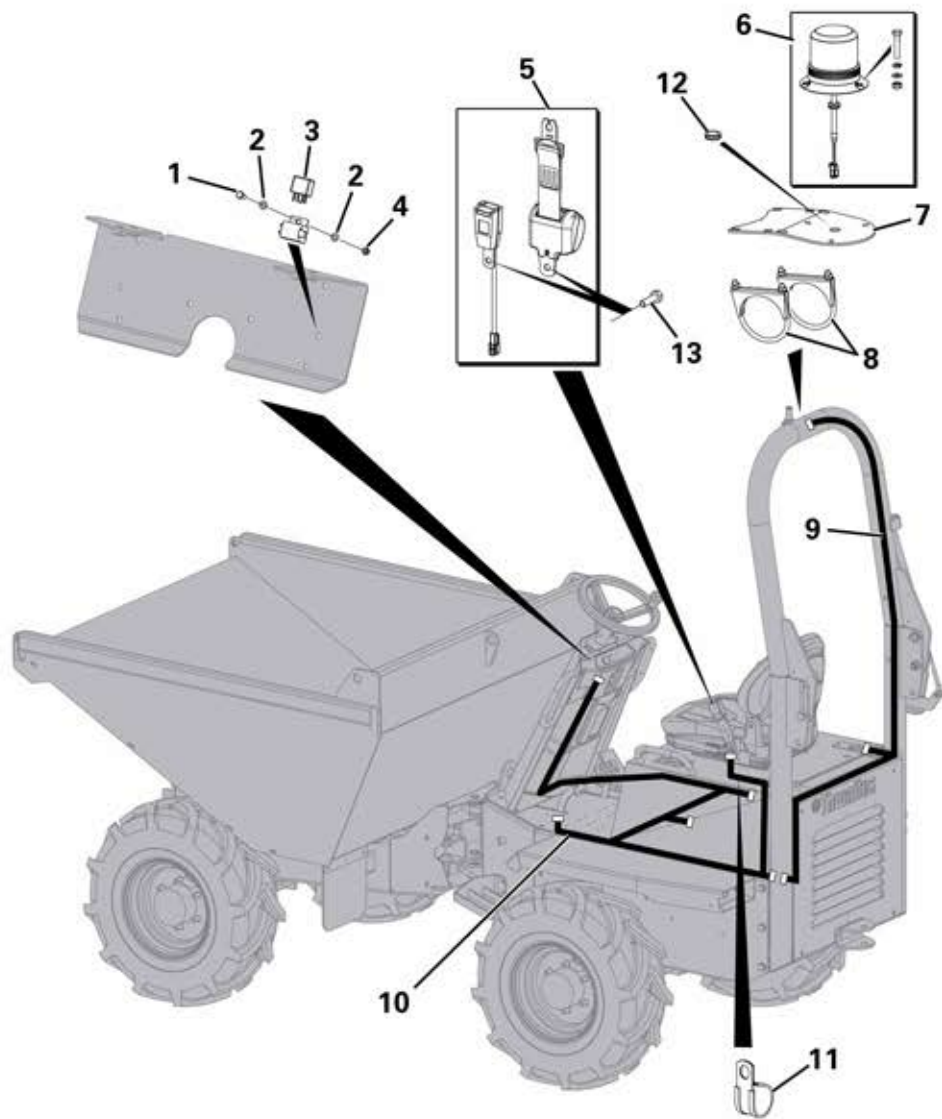
HI-VIS RETRACTABLE SEAT BELT

Item	Part No.	Description	Qty	U/M
1		HIGH VISIBILITY SEAT BELT	1.0	EA
2		SET SCREW	2.0	EA

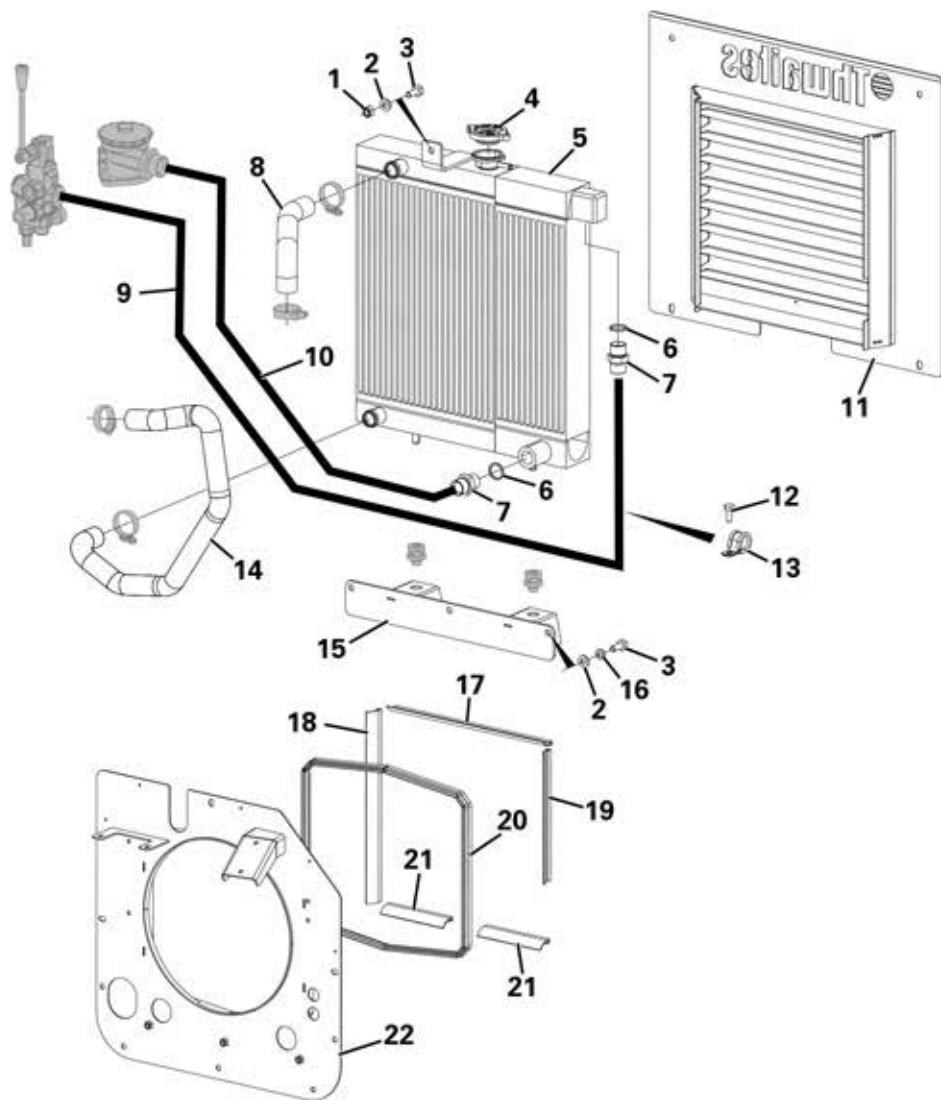


GREEN BEACON WITH START INHIBIT

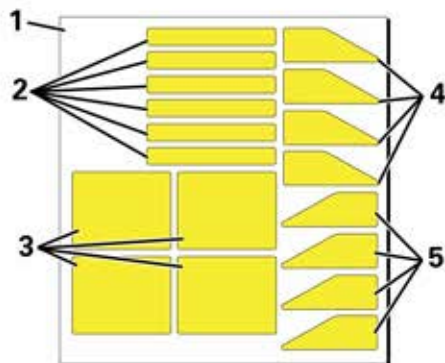
Item	Part No.	Description	Qty	U/M
1		SET SCREW	1.0	EA
2		WASHER	2.0	EA
3		RELAY	3.0	EA
4		NYLOC NUT	1.0	EA
5	1	SEATBELT	1.0	EA
6		GREEN BEACON	1.0	EA
7		BEACON MOUNTING PLATE	1.0	EA
8		EXHAUST CLAMP	2.0	EA
9		MOTION INHIBIT ROPS HARNESS AMBER/GREEN	1.0	EA
10		START INHIBIT HARNESS (MANUAL)	1.0	EA
11		P CLIP	1.0	EA
12		GROMMET	1.0	EA
13		SET SCREW	2.0	EA



HYDRAULIC OIL COOLER ASSEMBLY

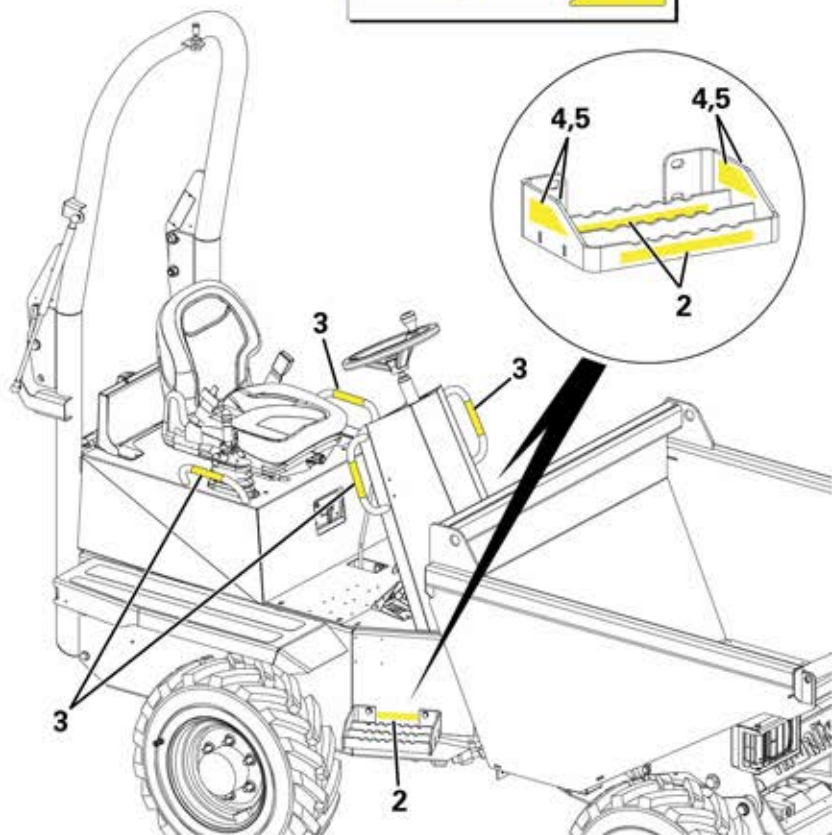


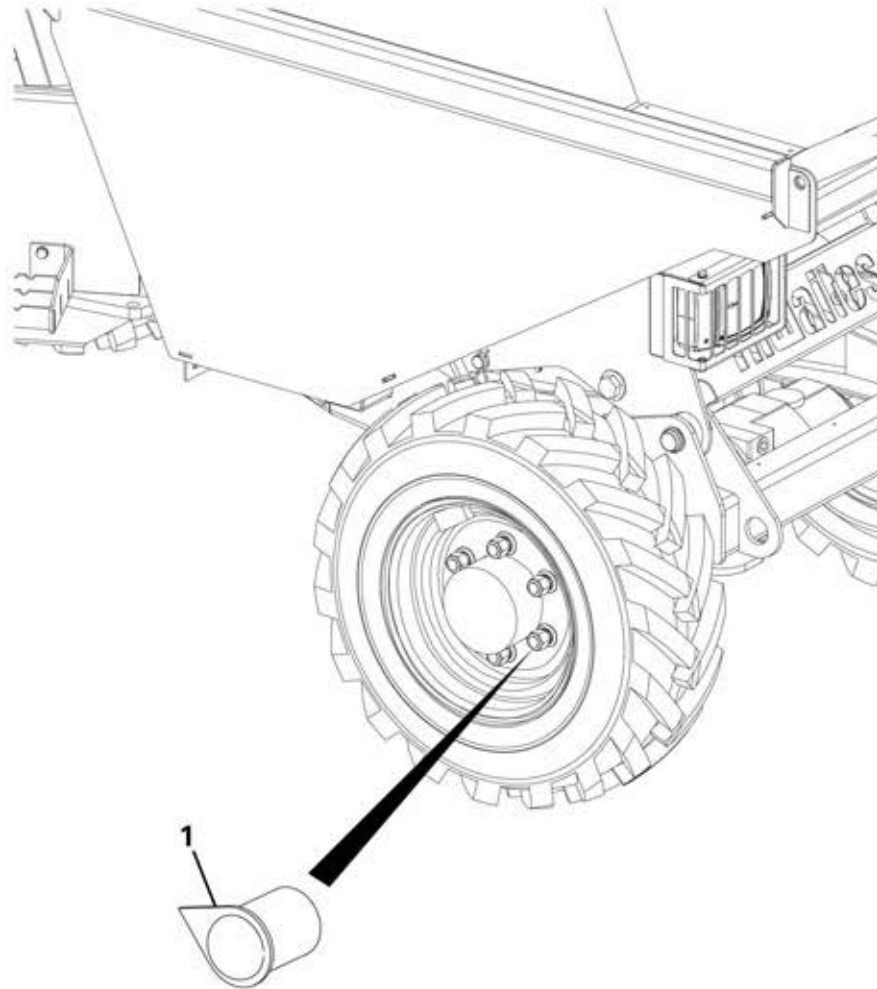
Item	Part No.	Description	Qty	U/M
1		STOVER NUT	1.0	EA
2		HEAVY DUTY WAHER	4.0	EA
3		SET SCREW	4.0	EA
4		RADIATOR CAP	1.0	EA
5		COMBI RADIATOR	1.0	EA
6		DOWTY WASHER	2.0	EA
7		ADAPTOR	2.0	EA
8		TOP RAD HOSE	1.0	EA
9		HOSE	1.0	EA
10		HOSE	1.0	EA
11		REAR GRILLE	1.0	EA
12		SET SCREW	1.0	EA
13		P CLIP	1.0	EA
14		BTM RAD HOSE	1.0	EA
15		RAD BOTTOM MTG BRACKET	1.0	EA
16		SPRING WASHER	3.0	EA
17		RADIATOR SEAL HORIZONTAL	1.0	EA
18		RADIATOR SEAL RH VERTICAL	1.0	EA
19		RADIATOR SEAL LH VERTICAL	1.0	EA
20		RADIATOR COWL SEAL	1.0	EA
21		RADIATOR SEAL BOTTOM	2.0	EA
22		RADIATOR COWL	1.0	EA



HI-VIS DECAL KIT

Item	Part No.	Description	Qty	U/M
1		HI-VIS DECAL KIT	1.0	EA
2		STEP TREAD	6.0	EA
3		GRAB HANDLE	4.0	EA
4		STEP SIDE	4.0	EA
5		STEP SIDE REVERSE	4.0	EA

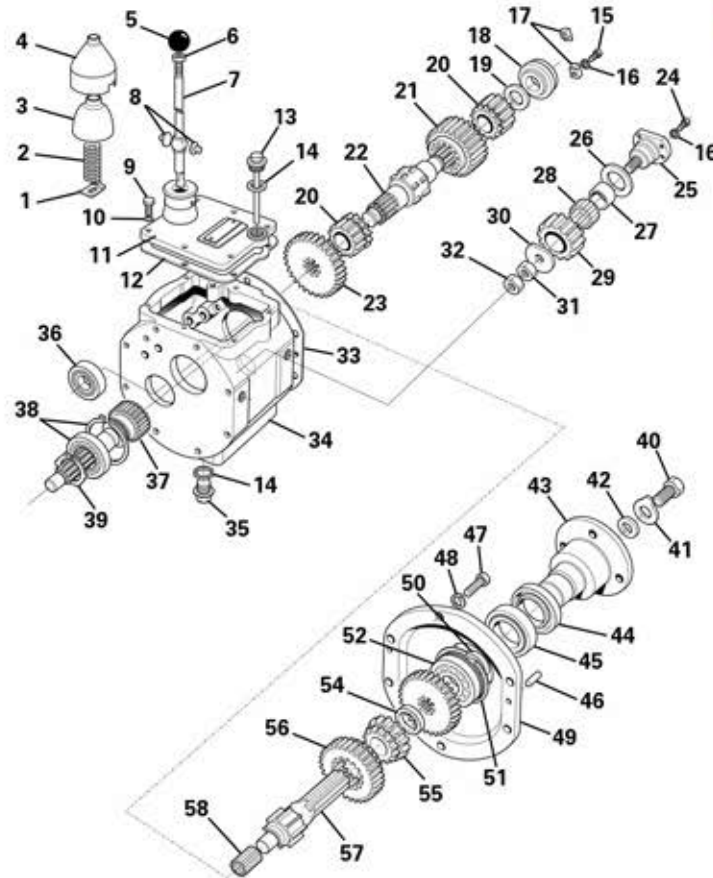


**WHEEL NUT INDICATOR**

Item	Part No.	Description	Qty	U/M
1		WHEEL NUT INDICATOR	24.0	EA

MODIFIED AND ADDITIONAL PARTS

Old Part No.	Qty	Description	Page	Item	Prefix	Issue	New Part No.
-	1.0	GEARBOX	25	24	03	10	

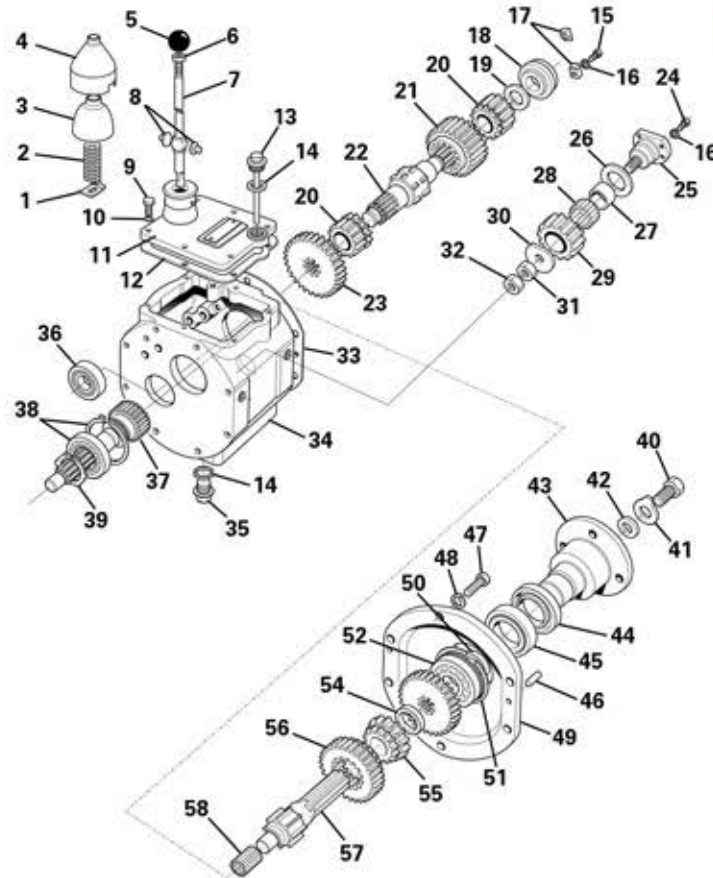


GEARBOX - INTERNAL

Item	Part No.	Description	Qty	U/M
1		RETAINER PLATES	1.0	EA
2		SPRING	1.0	EA
3		COVER	1.0	EA
4		COVER	1.0	EA
5		KNOB	1.0	EA
6		LOCKNUT	1.0	EA
7*		GEAR LEVER ASSEMBLY	1.0	EA
8		PAD GEAR LEVER	2.0	EA
9		BOLT	6.0	EA
10		SPRING WASHER	6.0	EA
11		TOP COVER	1.0	EA
12		JOINT	1.0	EA
13		DIPSTICK	1.0	EA
14		BOND SEAL	2.0	EA
15		LONG SET SCREW	2.0	EA
16		SPRING WASHER	2.0	EA
17		BEARING CLIP	2.0	EA
18		BALL BEARING	1.0	EA
19		SPACER	1.0	EA
20		REVERSE SPEED GEAR	2.0	EA
21		2ND SPEED SLD GEAR	1.0	EA
22		LAYSHAFT	1.0	EA
23		1ST REDUCTION GEAR	1.0	EA
24		SCREW	4.0	EA
25		IDLER SHAFT	1.0	EA
26		THRUST WASHER	1.0	EA
27		INNER BEARING	1.0	EA
28		NEEDLE BEARING	1.0	EA
29		REVERSE PINION	1.0	EA

MODIFIED AND ADDITIONAL PARTS

Old Part No. Qty Description Page Item Prefix Issue New Part No.

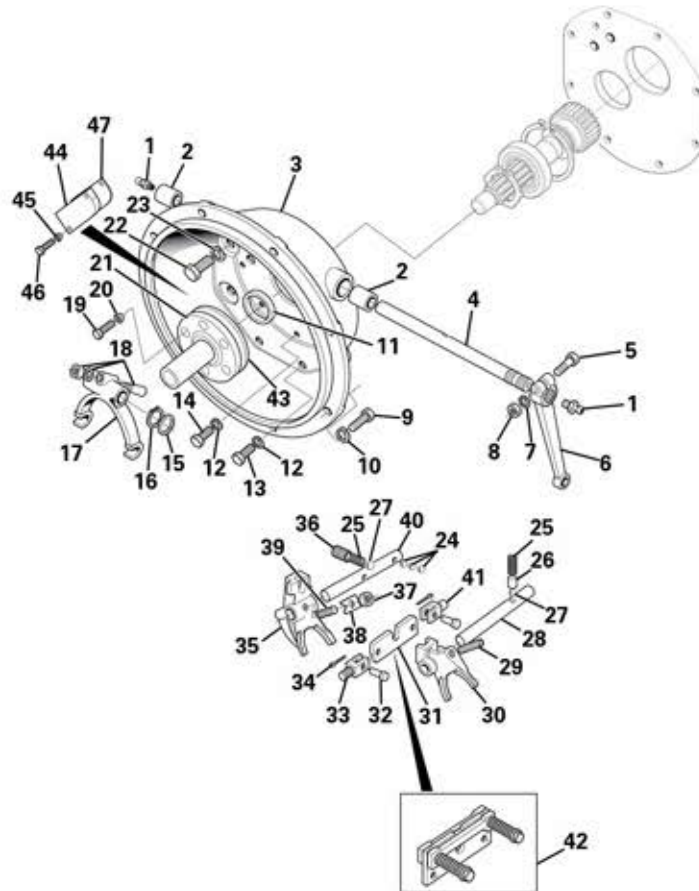


GEARBOX - INTERNAL

Item	Part No.	Description	Qty	U/M
30		WASHER	1.0	EA
31		NUT	1.0	EA
32		HEX LOCKNUT	1.0	EA
33		GASKET	1.0	EA
34		GEARCASE	1.0	EA
35		PLUG	1.0	EA
36		BEARING	1.0	EA
37		INPUT SHAFT	1.0	EA
38		BEARING	1.0	EA
39		CIRCLIP	1.0	EA
40		SCREW	1.0	EA
41		LOCK WASHER	1.0	EA
42		WASHER	1.0	EA
43		COUPLING	1.0	EA
44		DUST EXCLUDER	1.0	EA
45		OIL SEAL	1.0	EA
46		DOWEL	2.0	EA
47		SCREW	6.0	EA
48		SPRING WASHER	6.0	EA
49		END COVER	1.0	EA
50		SPACER	1.0	EA
51		SPACER	1.0	EA
52		BEARING	1.0	EA
53		OUTPUT GEAR	1.0	EA
54		SPACER	1.0	EA
55		SPEED GEAR	1.0	EA
56		1ST SPEED SLD GEAR	1.0	EA
57		MAIN SHAFT	1.0	EA
58		PLANET CAGE ROLLER	1.0	EA

MODIFIED AND ADDITIONAL PARTS

Old Part No. Qty Description Page Item Prefix Issue New Part No.

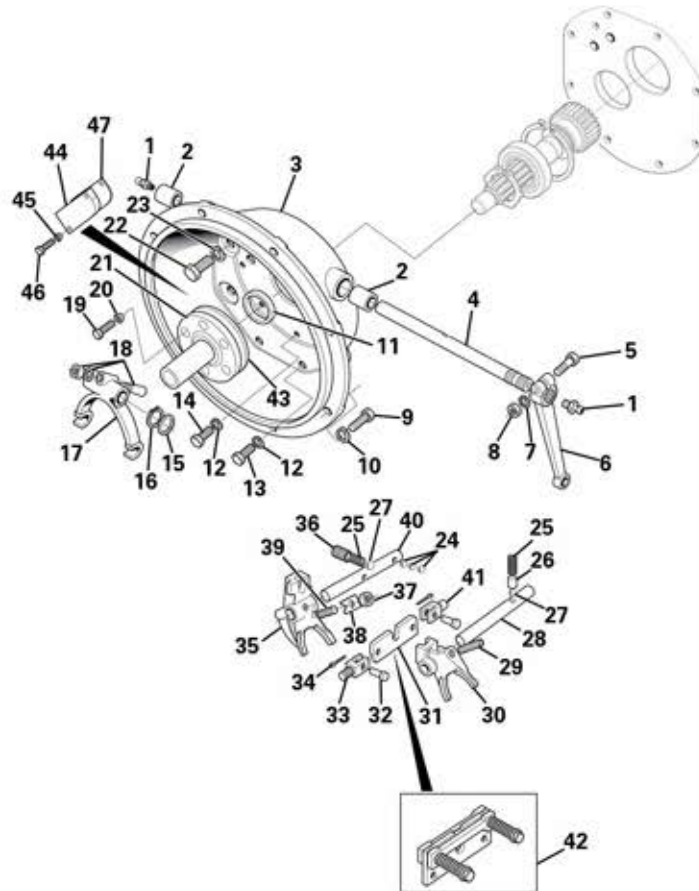


G/BOX - HOUSING & SELECTOR FORKS

Item	Part No.	Description	Qty	U/M
1	-	GREASE NIPPLE	2.0	EA
2	-	BUSH	2.0	EA
3	-	CLUTCH HOUSING	1.0	EA
4	-	CLUTCH SHAFT	1.0	EA
5	-	BOLT	1.0	EA
6	-	CLUTCH OP LEVER	1.0	EA
7	-	SPRING WASHER	1.0	EA
8	-	NUT	1.0	EA
9	-	SET SCREW	8.0	EA
10	-	SPRING WASHER	8.0	EA
11	-	OIL SEAL	1.0	EA
12	-	SPRING WASHER	2.0	EA
13	-	BOLT	2.0	EA
14	-	CAPHEAD SCREW	1.0	EA
15	-	WASHER	1.0	EA
16	-	CIRCLIP	1.0	EA
17	-	CLUTCH FORK	1.0	EA
18	-	COTTER PIN-NUT & WASHER	1.0	EA
19	-	BOLT	6.0	EA
20	-	WASHER	6.0	EA
21	-	GUIDE TUBE ASSEMBLY	1.0	EA
22	-	SCREW	6.0	EA
23	-	SPRING WASHER	4.0	EA
23A	-	WASHER	2.0	EA

MODIFIED AND ADDITIONAL PARTS

Old Part No. Qty Description Page Item Prefix Issue New Part No.

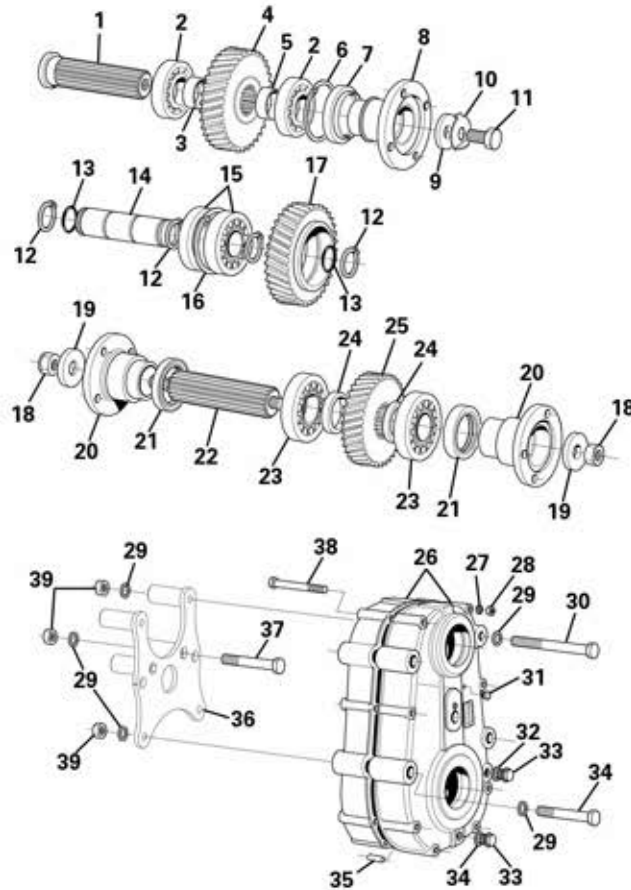


G/BOX - HOUSING & SELECTOR FORKS

Item	Part No.	Description	Qty	U/M
24		STEEL BALLS	3.0	EA
25		DETENT SPRING	1.0	EA
26		PACKING DETENT SPRING	1.0	EA
27		BEARING	2.0	EA
28		SELECTOR SHAFT	1.0	EA
29		GRUB SCREW	1.0	EA
30		SELECTOR FORK 2ND/3RD	1.0	EA
31		INTERLOCK SAFTY PLATE	1.0	EA
32		CLEVIS PIN	2.0	EA
33		STUD SHORT	1.0	EA
34		SPLIT PIN	2.0	EA
35		SELECTOR FORK 1ST/REV	1.0	EA
36		GRUB SCREW	1.0	EA
37		NUT	1.0	EA
38		LOCK WASHER	1.0	EA
39		GRUB SCREW	1.0	EA
40		SELECTOR SHAFT	1.0	EA
41		STUD	1.0	EA
42		INTERLOCK PLATE ASSY.	1.0	EA
43		GUIDE TUBE GASKET	1.0	EA
44		SELECTOR SHAFT COVER PLATE	1.0	EA
45		WASHER	2.0	EA
46		SCREW	2.0	EA
47		GASKET	1.0	EA

MODIFIED AND ADDITIONAL PARTS

Old Part No.	Qty	Description	Page	Item	Prefix	Issue	New Part No.
T102449	1.0	DROPBOX	51	A	03	10	T103421

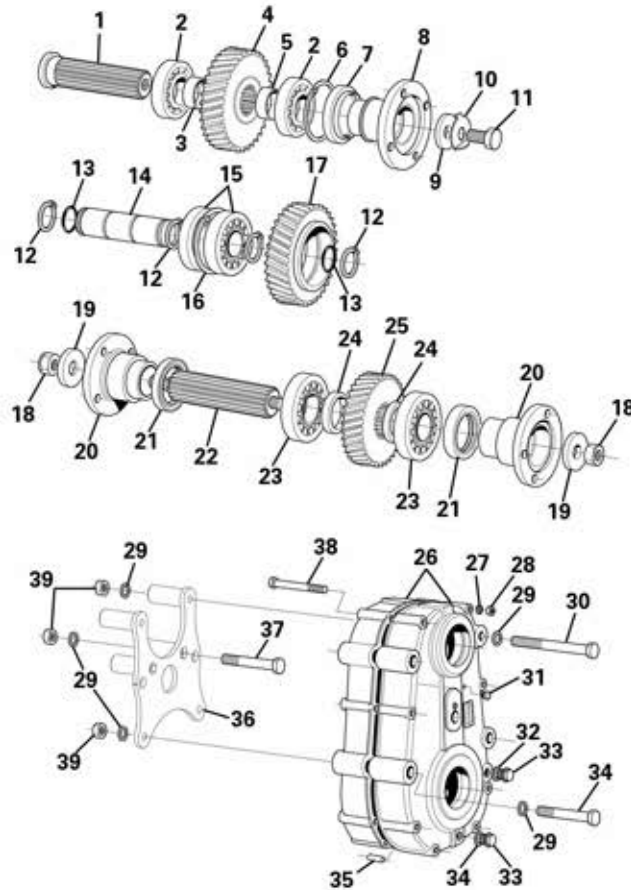


DROPBOX ASSEMBLY

Item	Part No.	Description	Qty	U/M
A		DROPBOX	1.0	EA
1		INPUT SHAFT	1.0	EA
2		BEARING	2.0	EA
3		SPACER	1.0	EA
4		INPUT GEAR	1.0	EA
5		SPACER	1.0	EA
6		CIRCLIP	1.0	EA
7		OILSEAL	1.0	EA
8		COUPLING	1.0	EA
9		WASHER	1.0	EA
10		LOCK WASHER	1.0	EA
11		SCREW	1.0	EA
12		CIRCLIP	4.0	EA
13		O RING	2.0	EA
14		IDLER SHAFT	1.0	EA
15		ROLLER BEARING	2.0	EA
16		CIRCLIP	1.0	EA
17		IDLER GEAR	1.0	EA
18		NUT	2.0	EA
19		THICK WASHER	2.0	EA

MODIFIED AND ADDITIONAL PARTS

Old Part No. Qty Description Page Item Prefix Issue New Part No.



DROPBOX ASSEMBLY

Item	Part No.	Description	Qty	U/M
20		COUPLING	2.0	EA
21		OILSEAL	2.0	EA
22		OUTPUT SHAFT	1.0	EA
23		BEARING	2.0	EA
24		SPACER	2.0	EA
25		OUTPUT GEAR	1.0	EA
26		GEARCASE	1.0	EA
27		SPRING WASHER	8.0	EA
28		NUT	8.0	EA
29		PLAIN WASHER	10.0	EA
30		BOLT	2.0	EA
31		BREATHER	1.0	EA
32		FIBRE WASHER	2.0	EA
33		PLUG	2.0	EA
34		BOLT	2.0	EA
35		DOWEL	2.0	EA
36		DROPBOX MOUNTING ASSY	1.0	EA
37		BOLT	2.0	EA
38		BOLT	8.0	EA
39		PHILIDAS NUT	6.0	EA